



Western Cape  
Government

Education

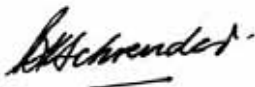
## User Asset Management Plan 2017/18



**“If you can read this, thank a teacher”**

# **FINAL USER ASSET MANAGEMENT PLAN**

**2017/18**



.....  
**B SCHREUDER**  
**HEAD OF EDUCATION**  
**DATE: 2017-02-23**

## **Contents**

### **A. Executive Summary**

### **B. Introduction to the User-Asset Management Plan (U-AMP)**

- 1. Chapter 1: The strategic context of education service delivery in the Western Cape**
- 2. Chapter 2: The demand for and the supply of educational infrastructure: overview**
- 3. Chapter 3: Micro-level analysis of supply and demand**
- 4. Chapter 4: WCED Infrastructure Portfolio: Describing the supply side**
- 5. Chapter 5: Key Infrastructure challenges: GAP analysis, improvement strategies and targets**
- 6. Chapter 6: Moving towards greater width of impact**
- 7. Chapter 7: Programmes and projects**
- 8. Chapter 8: The Budget**
- 9. Chapter 9: U-AMP Improvement Programme**
- 10. Chapter 10: Conclusion**

### **C. Annexures:**

- Template 1 : Requirements per Budget Programme
- Template 2.1: Schedule of Accommodation - State-Owned Ordinary School Accommodation
- Template 2.2: Schedule of Accommodation - Leased Ordinary School Accommodation
- Template 2.3: Schedule of Accommodation - State-Owned LSEN Accommodation
- Template 2.4: Schedule of Accommodation - Leased LSEN Accommodation
- Template 2.5: Schedule of Accommodation - Miscellaneous Accommodation
- Template 2.6: Schedule of Accommodation - State Owned Office Accommodation
- Template 2.7: Schedule of Accommodation - Leased Office Accommodation
- Template 2.8: Schedule of Accommodation - ECD Accommodation
- Template 3.1: Functional Performance of Buildings - State-Owned
- Template 3.2: Functional Performance of Buildings - Leased
- Template 5.1: District Analysis - Cape Winelands
- Template 5.2: District Analysis - Eden And Central Karoo
- Template 5.3: District Analysis - Metro Central
- Template 5.4: District Analysis - Metro East
- Template 5.5: District Analysis - Metro North

- Template 5.6: District Analysis - Metro South
- Template 5.7: District Analysis - Overberg
- Template 5.8: District Analysis - West Coast
- Template 5.9: District Analysis Summary – New Schools
- Template 5.10: District Analysis Summary – Replacement Schools
- Template 5.11: District Analysis Summary – Additional Classrooms
- Template 5.12: District Analysis Summary – Hostel Upgrades
- Template 5.13: District Analysis Summary – New Hostels
- Template 5.14: District Analysis Summary – Leased Schools Purchases
- Template 6.1: Accommodation Requirements - New Schools & Hostels
- Template 6.2: Accommodation Requirements - New Grade R Classrooms
- Template 6.3: Accommodation Requirements – School Expansion & Relief Classroom Projects
- Template 7.1: Accommodation Requirement - Replacement Schools
- Template 7.2: Upgrades And Additions
- Template 7.3: Site Acquisitions
- Template 9.1: Comprehensive Maintenance
- Template 9.2: 10 Year Plan Hostels
- Template 9.3: Scheduled Maintenance for office accommodation
- Template 10.1: U-AMP Budget Summary
- Template 11: Annexure B of the Standard for a construction procurement system

### Document Map

<b>Executive Summary</b>	
<b>Introduction</b>	Overview of content
<b>Chapter 1:</b>	General overview of the WCED as outlined in the <b>ANNUAL REPORT</b> and <b>ANNUAL PERFORMANCE PLAN:</b> Vision, functions, responsibilities, strategic objectives and budget priorities. <b>Template 1</b>
<b>Chapter 2:</b>	The demand for and the supply of educational infrastructure: overview.
<b>Chapter 3:</b>	Micro-level analysis of supply and demand. <b>Templates 5.1, 5.2, 5.3, 5.4, 5.5, 5.6, 5.7, 5.8, 5.9, 5.10, 5.11, 5.12, 5.13 and 5.14</b>
<b>Chapter 4:</b>	WCED Infrastructure Portfolio: Description of the supply side. <b>Templates 2.1, 2.2, 2.3, 2.4, 2.5, 2.6, 2.7 and 2.8</b>
<b>Chapter 5:</b>	Key infrastructure challenges: GAP analysis, improvement strategies and targets. <b>Template 3.1 and 3.2</b>
<b>Chapter 6:</b>	Moving towards greater width of impact
<b>Chapter 7:</b>	Programmes and projects. <b>Templates 6.1, 6.2, 6.3, 7.1, 7.2, 7.3, 9.1, 9.2 and 9.3</b>
<b>Chapter 8:</b>	The budget. <b>Template 10.1</b>
<b>Chapter 9:</b>	U-AMP Improvement Programme. <b>Template 11</b>
<b>Chapter 10:</b>	Conclusion.

## EXECUTIVE SUMMARY

The User-Asset Management Plan (U-AMP) is the Western Cape Education Department's (WCED's) key planning document for education infrastructure. The U-AMP constitutes the "intelligence" behind the infrastructure spend. It assesses both the current status and the trajectory of educational infrastructure issues and needs in the Western Cape. The U-AMP examines the demand for and supply of educational infrastructure. In doing so, it outlines the nature and extent of the infrastructure backlog and the criteria used to assess, prioritise and quantify needs. The U-AMP provides a global estimate of the infrastructure that will be needed over a 10 to 20 year period, as well as identifying, scheduling and budgeting a set of programmes and projects to be pursued over the three (3) year Medium Term Expenditure Framework (MTEF) cycle (2017/18;2018/19; 2019/20).

This U-AMP (2017/18) continues the strategic trajectory of the U-AMP (2016/17). However, maintaining this strategic trajectory is not straight forward given the promulgation of the **Regulations Relating to Minimum Uniform Norms and Standards for Public School Infrastructure (Government Gazette, No. 37081, 29 November 2013)**, here after referred to as Norms and Standards. This is because compliance with the Norms and Standards and the timeframes set for achieving such compliance imply both substantial additional financial requirements as well as the mobilisation of additional implementation capacity at scale, neither of which can be achieved easily. The fact that no additional funds are available, has impacted on the strategic direction of the U-AMP's 2012 - 2015. In particular the WCED's move to increased funding of maintenance of schools has had to be reviewed and adjusted to accommodate the Norms and Standards backlogs. This U-AMP attempts to address the overall educational infrastructure challenge in the province and simultaneously starts to grapple with the issues associated with accommodating the new minimum uniform Norms and Standards.

This U-AMP incorporates and accommodates the provisions of the minimum uniform Norms and Standards, into a single programme which includes maintenance, the width initiative and Norms and Standards. Although this is the most intelligent and practical approach considering the synergies between the deliverables of norms and standards and the width initiative, it still impacts on the current strategy as the shift towards maintenance will be slower than anticipated. The move in the past two years in the direction of achieving greater width of impact via the infrastructure spend will be sustained but the number of schools reached each year will be reduced during the current MTEF. Substantial thought needs to be given to how implementation capacity is to be geared to support this direction.

The minimum uniform Norms and Standards involve a variety of infrastructural outcomes mainly for the achievement of health and safety on the one hand (sanitation, water, electricity, fencing, basic services, etc.) and the achievement of core educational infrastructure facilities on the other hand (libraries, laboratories, classrooms, replacement of inappropriate buildings, etc.). Both types of outcomes synergise well with the Width Initiative and by implication, with the objective to shift delivery towards greater width of impact. The

area of largest expenditure is the replacement of schools built of inappropriate materials. The Western Cape Education Department's (WCED's) broad delivery plan for Norms and Standards is summarized in Table A1 below:

Category	Backlog	Approximate cost / item	2015/16	2016/17	2017/18	2018/19	2019/20	2020/21	2021/22	2022/23	2023/24	2024/25	TOTAL
			R'000	R'000	R'000	R'000	R'000	R'000	R'000	R'000	R'000	R'000	R'000
Inappropriate structure	72 schools in MTEF and 23 after	R60mil.	R 484 149	R 301 892	R 360 768	R 362 921	R 410 000	R 207 000	R 340 000	R 349 000	R 284 000	R 135 000	R 3 234 730
Fencing backlog	15 schools	R1mil.		R 3 000	R 4 000	R 3 500	R 2 500						R 13 000
Ablution backlog	96 schools	R100 000 / toilet		R 26 900	R 18 000	R 20 300	R 10 000						R 75 200
Additional classrooms	53 schools and 149 classrooms	R1mil. / class	R 14 300	R 14 300	R 14 300	R 24 000	R 46 000	R 37 000	R 42 000				R 191 900
Laboratories	352 schools	R 500 000				R 30 000	R 30 000	R 25 000	R 22 500	R 22 500	R 22 500	R 23 500	R 176 000
Libraries	37 schools	R 50 000				R 600	R 600	R 650					R 1 850
Sports fields	103 schools	R 200 000				R 10 000	R 10 600						R 20 600
Universal Access	499 schools	R100 000 / school				R 10 000	R 10 000	R 10 000	R 10 000	R 9 900			R 49 900
<b>TOTAL</b>			<b>R 498 449</b>	<b>R 346 092</b>	<b>R 397 068</b>	<b>R 461 321</b>	<b>R 519 700</b>	<b>R 279 650</b>	<b>R 414 500</b>	<b>R 381 400</b>	<b>R 306 500</b>	<b>R 158 500</b>	<b>R 3 763 180</b>

**Table A1: WCED's Delivery Schedule for norms and standards**

The WCED plan largely coincides with all the timeframes set in the Regulations relating to Norms and Standards. The key exception is in respect of replacement of schools built of inappropriate materials. Whereas the Regulations prescribe a three year period for compliance in replacement of all inappropriate schools, this is simply impossible to achieve. Instead, the 26 schools constructed of asbestos with the greatest health hazard, have been prioritized for replacement by 2025. The focus will then shift to align with the strategic shift towards maintenance and the rate of delivery of replacing the remaining inappropriate structures will reduce and be dictated by the conditional assessment of the buildings.

This U-AMP (2017/18) is based on substantially improved analysis of the nature and trajectory of the relationship between the demand for and supply of infrastructure provision. In the past, such analysis was based largely on needs specifications from the district offices and on aggregate level analyses. In the past two years, substantial progress has been made in introducing spatial analyses across a wide variety of scales, as well as the assessment of infrastructure supply and demand at a micro-level (sub-areas within education circuits). These improvements have been made possible through the development of an educational infrastructure geographic information system (GIS) and the development of micro-area assessment and planning methodology. Improvement in spatial analysis achieved in the last three U-AMPs has continued in this U-AMP and further refinements have been achieved, particularly in respect of involving the districts in spatial analysis. An important consequence of the improvement in analysis is that the current assessment is presented with greater confidence than in the past. Moreover, the consideration of infrastructure challenges in geographic context has yielded the conclusion that backlogs calculated at the aggregate level can, in some instances, be exaggerated and in other instances understated. There is little doubt that the evolving micro-analysis marks a major move forward in rational and strategic infrastructure planning.



The application of the Western Cape Infrastructure Planning Guidelines (IPG) – approved in 2012 - in the education districts by using the GIS has resulted in detailed backlog assessments in geographic sub-areas within circuits, aggregated up to district level and ultimately into a backlog summary at provincial level. The provincial summary of the backlog is presented in Table A.2.

Programme / Project (2017/18)	Cape Winelands	Eden and Central Karoo	Metro Central	Metro East	Metro North	Metro South	Overberg	West Coast	Western Cape Province
New schools	9	13	2	18	11	4	6	8	71
Receiving schools	39	38	7	2	10	3	3	20	122
Replacement schools	21	16	19	3	16	23	5	10	113
Additional classrooms	15	20	20	12	9	20	9	14	119
Split comb. schools	9	4	0	0	1	0	2	7	23
Decant Gr 8 & Gr 9	9	15	0	0	1	9	1	22	57
<b>Under Utilised/ Non-viable schools</b>	70	56	13	5	9	4	25	31	213
Purchase lease school	11	9	6	0	2	4	3	2	37
Upgrade hostels	2	8	0	0	0	0	1	1	12
New hostels	1	10	0	0	0	0	3	4	18

**Table A.2: Expected backlogs/needs by district and for the province.**

Maintenance has not been included in the district analysis. The data sets that have been compiled on maintenance are now extensive (condition assessment). Analysis of this data confirms the approach the WCED has taken in the compilation of the 2013/14 U-AMP, that more funds should be deployed to the maintenance of school infrastructure. Recent research [under the auspices of the Department of Transport and Public Works (DTPW)] into the lifecycle maintenance requirements of WCED schools reveals that an average of R2 million per school should to be spent on almost every school in the province over the next 5 years. This is planned lifecycle maintenance only and excludes maintenance aimed at dealing with defects.

Both the micro-level spatial analysis and analysis at the aggregate level indicate that significant increases in enrolment and therefore in infrastructure pressures in the province can be expected for the foreseeable future. This phenomenon can be ascribed to expected migration to the Western Cape, coupled with spatial shifts (e.g. urban to rural). The strategic consequence of this is that it will not be possible to gear back on the provision of new facilities to accommodate norms and standards expenditure. The U-AMP recommends that accommodation of half of the new demand will have to be via expansion at existing schools.

The assessment of the WCED infrastructure portfolio, which started during 2012/13 and was continuously improved, is now further refined in the current U-AMP 2017/18. These assessments lead the WCED to the following key strategic conclusions:

1. The WCED must continue to find a better balance between ‘width’ of impact and ‘depth’ of impact in respect of its infrastructure spend. At present the impact is felt by too few learners (too few schools).
2. The WCED should for the next 5 to 10 years shift emphasis in the infrastructure spend in the direction of maintenance in order to deal with the maintenance backlog and the deterioration of school buildings. This process has already started.
3. The shift in emphasis towards maintenance spends needs to be maintained for the foreseeable future, because the extent of the backlogs is very large and the need to intervene timeously is increasingly important.
4. Greater expenditure on maintenance is an important part of a shift towards greater “width” of impact. Maintenance in this U-AMP is comprised of three main components: scheduled maintenance; lifecycle maintenance and the so-called Width Initiative. The norms and standards have in this U-AMP also been included in the Maintenance Programme in order to streamline implementation and reduce the number of infrastructure programmes. The objective of the “width” programme is to ensure that every school in the province is “presentable” within a 10 year time-frame. Detailed steps towards achieving a “presentability” outcome have been developed and such steps are described and budgeted for in this U-AMP.
5. There is a need for a shift of emphasis within maintenance away from an ad hoc focus on “repairs” towards a greater emphasis on life-cycle or “planned” maintenance.
6. Dealing with new demand remains a high priority in the province given the rapid growth in learner numbers. At the beginning of 2016 and 2017, the province faced the challenge of accommodating 20 000 additional learners per year. Expanding current facilities that can accommodate more learners will receive preference to building new schools but will not be sufficient to accommodate this increase in learner numbers. In many urban areas and in certain neighbourhood precincts enrolment pressures are acutely felt, manifesting as over-utilisation and overcrowding. Such enrolment pressure needs to be dealt with as a high priority through a variety of strategies including moving excess learners to schools nearby where accommodation is available; expanding available classroom space at the school experiencing the pressure or at nearby schools whilst building new schools only where absolutely necessary.
7. In many rural districts (and in some urban precincts) dwindling enrolment numbers have given rise to highly inefficient patterns of school facility utilisation. Such under-utilisation needs to be addressed through a process of rationalisation and consolidation. The detailed micro-area analysis shows that this may involve the phasing out of approximately 200 under-utilised schools and the provision of additional facilities (expansion) at schools which are chosen as consolidation hubs.
8. Given the promulgation of the Regulations relating to minimum uniform Norms and Standards, the WCED is faced with important new challenges. Whilst some of the components of the minimum uniform norms and standards would have been part of WCED’s strategically identified deliverables (replacement schools), a significant proportion involves expenditure on new infrastructure (laboratories, libraries etc.).



9. Additional funding has not been forthcoming and hence the WCED has allocated funding to norms and standards projects from the overall budget allocation. The implication of this has resulted in a delay in the strategic shift towards maintenance.

In a multi-year project management and budgeting system, strategic shifts often imply substantial technical re-organisation and many knock-on effects. The approach developed in this U-AMP is based on developing a generic budget for realistically addressing the infrastructure challenge as it currently presents itself, unfettered by consideration of past and future commitments. However, the generic budget has also been constructed to include priorities of different identified backlogs as per uniform norms and standards generally expressed in terms of the number of years allocated to backlog elimination (the more important the backlog the quicker the elimination period) and then estimating the annual cost of such elimination as well as the annual cost of accommodating future demand. This generic budget is then used to give direction in assembling actual budgets. The generic budget also incorporates the main strategic conclusions presented in the 2017/18 U-AMP. The generic budget is presented in Table A3.

Major Budget Category	Timeframe Backlog Elimination	Indicative Amount Per Annum
New Schools	10 years	R605m
Expansion to address enrolment pressures (mainly classrooms)	10 years	R87.5m
Expansion to address existing backlog	10 years	R32m
Mobile Relocations	ongoing	R15m
Mobiles	3 years	R25m
Expansion to address utilisation rationalisation (classrooms)	10 years	R11.2m
Maintenance	Ongoing	R680m
Replacement	15	R200m
N&S	7,10,16	R 55
<b>Total Funds Required per annum</b>		<b>R1,710billion</b>

**Table A3: The Generic Budget (The estimated cost of eliminating the backlogs at schools identified as part of the proposed strategy)**

Table A3 illustrates the budget needed per annum (R1.7 billion) for the different categories of programmes to make a significant dent in its infrastructure provisioning. This indicative budget includes funding needed to address minimum norms and standards backlogs based on the promulgated Regulations Relating to Minimum Uniform Norms and Standards for Public School Infrastructure (published on 29 November 2013).

The actual budget allocations for the MTEF period are R1 614 million for 2017/18; R1 532 million for 2018/19 and R1 617 million for 2019/20 (see Table A4 below). Clearly, there is still a significant gap between the total funds required in terms of the generic budget and the actual MTEF allocations. The actual budget allocations over the MTEF should, as far as possible, resemble the generic budget, if not in respect of absolute quantum, at least in respect to proportional allocations to various infrastructure programmes.

PROJECT	BUDGET FOR 2017/18 R'000	%	BUDGET FOR 2018/19 R'000	%	BUDGET FOR 2019/20 R'000	%
Expansion Classrooms	65 000	4.0%	55 000	3.6%	65 000	4.0%
Upgrade and Additions excl. MOD, Adhoc	108 959	6.8%	65 000	4.2%	128 200	7.9%
MOD Centres	41 381	2.6%	43 781	2.9%	46 233	2.9%
Adhoc Maintenance	10 000	0.6%	10 000	0.7%	15 000	0.9%
Grade R : Classrooms	10 000	0.6%		0.0%	10 000	0.6%
Office Buildings	8 186	0.5%	8 120	0.5%	9 050	0.6%
Human Resource Capacity (IDIP/DORA)	29 711	1.8%	31 819	2.1%	34 489	2.1%
Comprehensive maintenance (Scheduled, Width, Norms & Standards, E.P.W.P. and Management Contractor Consultant)	415 314	25.7%	427 251	27.9%	502 704	31.1%
Emergency Maintenance	30 000	1.9%	25 000	1.6%	30 000	1.9%
Relocation Mobiles	20 000	1.2%	10 000	0.7%	10 000	0.6%
Hotspot Mobiles	30 000	1.9%	10 000	0.7%	30 000	1.9%
New Schools / New Hostel	370 487	23.0%	318 740	20.8%	226 345	14.0%
Replacement Schools	392 141	24.3%	461 527	30.1%	440 723	27.3%
School Furniture New Schools	2 500	0.2%	2 500	0.2%	2 500	0.2%
Capacity Consultant / SGB Projects	10 000	0.6%		0.0%		0.0%
School Hall Programme	15 000	0.9%	5 000	0.3%	5 000	0.3%
Hostel Refurbishment	55 365	3.4%	58 576	3.8%	61 856	3.8%
<b>Grand Total</b>	<b>1 614 044</b>	<b>100%</b>	<b>1 532 314</b>	<b>100%</b>	<b>1 617 100</b>	<b>100%</b>

**Table A4 Actual and indicative Budget allocations over the MTEF**

The U-AMP's of the 2014/15, 2015/16 and 2016/17 financial years have included the strategic shift of budget allocation to maintenance which aligns with the generic budget and the strategy developed. This strategic shift has been impacted by the promulgation of the minimum Norms and Standards without additional funding being allocated. In the U-AMP 2016/17 and 2017/18, the WCED has attempted to sustain the strategic shift by combining Maintenance, Width Initiative and Norms and Standards.

Project	2017/18	2018/19	2019/20	2020/21
	R'000	R'000	R'000	R'000
Comprehensive maintenance (scheduled, Width and Norms & Standards, E.P.W.P. and Management Contractor Consultant)	415 314	427 251	502 704	469 202
Emergency Maintenance	30 000	25 000	30 000	40 000
<b>MAINTENANCE ALLOCATION</b>	<b>445 314</b>	<b>452 251</b>	<b>532 704</b>	<b>509 202</b>

**Table A5: Budget for Maintenance Sub-programm**

In conclusion, Table A6 below summarizes the main projects to be delivered over the MTEF (2017/18, 2018/19 and 2019/20):

Programme 8.2: Public Ordinary School Education	<ul style="list-style-type: none"> <li>• 7 new secondary schools;</li> <li>• 6 new primary schools;</li> <li>• Scheduled maintenance at 217 schools;</li> <li>• 17 replacement primary schools;</li> <li>• 3 replacement secondary schools; and</li> </ul>
Programme 8.3: Public Special School Education	<ul style="list-style-type: none"> <li>• 1 Special School</li> <li>• Allowance for special school infrastructure</li> </ul>
Programme 8.4: Early Childhood Development	<ul style="list-style-type: none"> <li>• 45 Grade R classrooms at 23 primary schools (including new and conversion Grade R classrooms)</li> </ul>

**Table A6: Project Deliverables over the MTEF**

## **B. Introduction to the User-Asset Management Plan (U-AMP)**

National Treasury, through the Division of Revenue Act (DoRA), requires all government departments that receive infrastructure funds to complete an annual infrastructure plan. Likewise, the Government Immovable Asset Management Act, 2007 (GIAMA) [Section 9(1) (2)] requires government departments that manage government infrastructure to prepare Annual User-Asset Management Plans (U-AMPs). DoRA requirements place substantial emphasis on annual infrastructure plans to meet new demands and eliminate backlogs. GIAMA on the other hand, places emphasis on the efficient and equitable utilisation of existing stock but also promotes new acquisitions.

The WCED U-AMP for 2017/18 builds on the U-AMPs of the past four years. Whilst a wide diversity of issues is addressed in these U-AMPs, substantial momentum has been achieved in three main areas. The first has been in achieving and refining clear strategic direction. More specifically this has involved a recognition of the need to widen the impact of the infrastructure spend. The second has been in respect of the incorporation of national infrastructure Norms and Standards into WCED infrastructure planning, budgeting and delivery. The third has been the building and incremental improvement of a strong planning platform for WCED.

Of the three areas, establishing strategic direction and recognizing the need to widen the impact of the infrastructure spend, is by far the most important. Successfully achieving the shift in the direction of widened impact is likely to make a very substantial difference to learners and teachers in the province. Since the initial

recognition of the need for and the potential of the shift, WCED's understanding of the substance of a 'width' initiative and what is needed to implement it, has developed. The key feature of the U-AMP for 2016/17 was that it took steps in the direction of defining precisely what the 'width' initiative means, and shaping a realistic strategy for implementing it.

To date the shift towards width, has been understood to involve shifting budget allocations away from big capital intensive projects benefiting a relatively small number of beneficiaries (like building new schools), to smaller but more widely distributed projects focused on the existing stock of schools (like maintenance and refurbishment). This conception remains an important component of what is meant by a shift toward 'width'. What has become increasingly evident however is that width cannot be seen as being simply about dispersion of the spend. It also has to address impact of spend which can be dissipated if resources are spread too thinly. In order to achieve real impact a balance has to be found between focus and dispersion. And it is this better balance that the U-AMP of 2017/18 proposes in the actual budget allocations over the MTEF.

The reality is that in previous U-AMPs an array of sub-programmes was directed towards achieving greater width of spend. These sub-programmes included inter alia scheduled maintenance, lifecycle maintenance, ad hoc maintenance, a good presentation initiative, rand for rand SGB arrangements, a schools in working order initiative, a community in our schools initiative, a halls programme, a hostel initiative, MOD Centres and so on. In recent years, aspects of infrastructure Norms and Standards compliance, also required widely dispersed interventions with potentially low levels of impact. Greater local integration on the one hand and greater leveraging of synergies on the other, is required to achieve impact. It is this understanding that is developed in this U-AMP.

The vision of the WCED is to focus on a range of width interventions (presentation, maintenance, norms and standards, security etc.) on each of **100 schools per annum** and to achieve significant impact at each of these schools. This means that 1000 schools, which is most of the poorer schools in the Province, could be reached within 10 years, where after the cycle would start again. At each school significant impact will be achieved which will benefit an average of 1000 learners per school or 100 000 learners per annum.

The U-AMP for 2017/18 confirms the move to greater width and actual budget shifts in this direction. Likewise, achieving the shift will require a re-tooling of implementation capacity. For example, leveraging the impact of width initiatives will require a "whole society" approach and will involve substantial interaction with diverse stakeholders. At present neither WCED's Chief Directorate Physical Resource Management or the Department of Transport and Public Works are geared to support such an approach.

Turning to the second area in which the U-AMPs of the past four years have achieved momentum, i.e. infrastructure norms and standards, several points are worth noting. To date WCED's engagement with the Department of Basic Education's norms and standards process has been an ambiguous one. One of the key

advances of the U-AMP for 2012/13 was the introduction of the WCED Infrastructure Planning Guidelines (IPG) based on the National Norms and Standards for School Infrastructure (Government Gazette, Number 33283, dated 11 June 2010). These norms and standards have proved useful in providing conceptual benchmarks and have been regarded as **guidelines** for infrastructure planning and delivery. The use of such standards in infrastructure planning represented a big step forward.

However, on the 29<sup>th</sup> of November 2013 the Regulations for Minimum Uniform Norms and Standards for Public Schools Infrastructure were promulgated (Government Gazette No. 37081). These are **hard norms and standards** (not planning guidelines). This in turn has introduced budget pressures which have threatened to derail the strategic intent of the WCED's U-AMPs of the past four years. More specifically, the shift towards greater width has been affected by the focus given to provisions in the regulations in respect of replacement schools. Because of Norms and Standards the WCED has a large number of designated replacement schools, which in previous U-AMPs was given lower priority in terms of other needed interventions, e.g. maintenance. Replacement is also very expensive. The 2017/18 U-AMP deals with the contradictions implied by focusing substantially on the most urgent replacements in the MTEF years, and gearing back thereafter to address other more pressing priorities.

The other infrastructural components of norms and standards (laboratories, libraries, ablution facilities, classrooms, sports fields etc.) are reasonably affordable and are quite consistent with the logic of a major emphasis on width. But they are difficult to implement in isolation because of wide dispersion. A feature of the 2016/17 and 2017/18 U-AMPs is that they propose to address the apparent contradiction between norms and standards and width by incorporating as much of the former into the latter. Thus, width initiatives at the 100 schools referred to above will include norms and standards interventions along with other interventions. In addition to serving the intent of the width programme, the approach also provides a viable way of addressing norms and standards implementation.

The third area in which momentum has been achieved in the U-AMPs of the past few years is the building of a strong infrastructure platform. In this regard there are three main areas in which substantial success has been achieved. The first is in the building of the capacity of the Chief Directorate Resource Management. The second is in developing and refining an education infrastructure Geographic Information System (GIS) which has proved to be an excellent investment by the WCED and which has fundamentally transformed the efficiency of planning. The third is in the development and refining of methodologies for conducting broad strategic analysis, demand/supply analyses at both micro and macro levels, and methodologies for developing 10-year plans at the micro-level. In the 2017/18 U-AMP the impetus towards building a solid planning platform has been taken forward in a number of tangible ways.

National census data (2012 Census) is available at suburb/area level and the WCED has liaised with the Department of Social Development with a view to using the data to develop scenario planning capacity in WCED. In 2016/17 the data was incorporated into the GIS which enabled the directorate to make projections

at neighbourhood level. This is an improvement on the past, where such projections were only possible at much broader scales of analysis. In addition to the incorporation of census data into the education infrastructure GIS, WCED has also entered into a partnership with the City of Cape Town and the CSIR to develop a model which links projected infrastructure development to demand for educational facilities. By comparing the distribution of existing school facilities with the spatial location of projected demand, under- and over-serviced schools have been identified (at this stage for the Metro only). In this respect on-going liaison with the Provincial Department of Human Settlements and examination of their housing pipelines certainly assists with generating plausible projections of demand. Likewise the systematic assessment in this U-AMP of spatial development framework plans at both provincial and municipal scales (see Chapter 2) has added value to school infrastructure planning.

In this U-AMP (2017/18) the District Planning Analyses conducted over the past four years have been updated and refined via improved desk-top analyses as well as on-site inspection by senior Head Office officials. Consultations with key District officials have also added substantially to the improvement of the District Planning analyses. The importance of these analyses should not be under-estimated. The U-AMP of 2012/13 noted the following:

“It is important to note that the translation of both norms and standards and utilisation analyses into facilities planning programmes and projects, requires a level of interrogation which is below the more macro level analysis undertaken in this U-AMP. For example, it is useful to know via the macro analysis that there are, say, 20 schools in a District which are too small, from an Interim Planning Guideline (IPG) perspective. However, the decision to do anything about this requires more detailed information about, inter alia, the likely growth, or not, of the areas in which these schools are located as well as information about the proximity of other schools which could accommodate learners if school closures were to occur. Also important at this level of analysis is an assessment of travel distances, learner transport policies as well as policies around accommodation of learners in hostels.”

The U-AMP for 2017/18 has its analytical foundation in the analysis of the kind referred to above which is then combined with macro-analysis. In the District Analyses conducted in the preparation of this U-AMP, 10 year plans were developed for each District. This provides a very strong base from which to assemble a U-AMP. Moreover this U-AMP's District Analyses feature additional strategic recommendations relating to hostels, the possible purchase of leased facilities and additional classrooms (expansion and replacement of dilapidated structures). Improved data, such as accurate condition ratings of facilities, number of mobile units at schools, learner transport schemes and learner to classroom ratios, has also added to a more accurate analysis and improved recommendations.

A wide range of data sources was used in compiling this U-AMP and including updated NEIMS Survey data, Central Education Management Information System (CEMIS) data, StatsSA, records maintained by the Department of Transport and Public Works (DTPW), the provincial audit of infrastructure (1999), municipal data and information from the district offices and schools themselves. In addition to this, the DTPW appointed consultants to do a lifecycle maintenance condition assessment of all state buildings in the province. This exercise is complete and the full benefits of the data base will inform future U-AMPs and planning.



This introductory Chapter provides the context and thrust of all the chapters in this U-AMP that follow. Chapter 1 deals with the broader strategic context and links infrastructure delivery to broader educational service delivery objectives and other important provincial government goals. Chapter 2 introduces the approach to assessing the demand for and the supply of education infrastructure. The chapter outlines the broad methodological approach adopted and makes general comments about supply and demand at an aggregate province-wide level.

Chapter 3 takes the analysis of supply and demand further, and presents the findings of research at a more micro-level. It further addresses and documents the infrastructure needs/challenges in each of the districts and presents a summary of the full infrastructure response needed in order to eliminate backlogs, consolidate current use and deal with demand pressures. This proposed infrastructure response for each district is then aggregated into a summary table of the infrastructure delivery response needed for the province.

Chapter 4 examines the existing portfolio of education properties/facilities which are under WCED control as a user department. This chapter distinguishes between a portfolio of leased properties and properties owned by the Western Cape Government (WCG). The condition of these buildings is considered to assess the nature and dimension of the maintenance challenge. Chapter 4 also introduces a description of the backlogs created by the norms and standards regulations identified by means of a WCED survey.

Chapter 5 outlines the key challenges and issues facing the WCED in respect of infrastructure. For each major challenge/issue, a gap analysis is conducted to compare the status quo with a desired outcome. Improvement strategies are discussed, priorities are identified and targets are set, by means of a “lighthouse” budget.

Chapter 6 reflects on some of the challenges encountered in beginning to make the key strategic shift that the WCED infrastructure programme must make, that is the shift from “depth” to greater “width”. Recommendations are made on what needs to be done to take this process forward.

Chapter 7 presents the key infrastructure programmes and projects to be implemented by the WCED over the three-year MTEF period. Some of these programmes and projects have their origins in earlier U-AMPs where multi-year implementation and expenditure trajectories were anticipated. Other programmes and projects are new and derive from the analysis undertaken in this U-AMP. Particularly important from the point of view of achieving greater width of impact, is the rationalisation and consolidation of the sub-programmes under the maintenance programme.

Chapter 8 presents the U-AMP budget and outlines a U-AMP improvement programme as well as reflecting on the human resource capacity in the education infrastructure sector.

Chapter 9 provides and explains the capacity needs and constraints in order to realise the objectives of the department in all the infrastructure programmes. The capacity refers to both the available staff in the department as well as at the Implementing Department. It further sketches the capacity in the built sector environment and its implications for the WCED.

Chapter 10 provides a summary of the conclusions of this UAMP 2017/18.

## CHAPTER 1

### THE STRATEGIC CONTEXT OF EDUCATION INFRASTRUCTURE SERVICE DELIVERY IN THE WESTERN CAPE

#### 1.1 Introduction

The WCED's User Asset Management Plan (U-AMP) is the key strategy and planning document which links educational infrastructure delivery to national and provincial development goals. It also links education infrastructure in the Western Cape to national education sector goals and strategies. Finally, it locates education infrastructure planning in the context of the Western Cape Education Department's (WCED's) strategic thinking and more specifically to the WCED Strategic Plan 2015-19. This chapter briefly outlines these linkages. It should be noted, however, that the linkages are tightly woven through the entire document so that specific infrastructure programmes and projects are linked to provincial and national development goals and objectives.

#### 1.2 Locating Education Infrastructure provision within the context of National and Provincial Development Goals

The key document articulating South Africa's development goals is the National Development Plan (NDP), Vision 2030. The two primary goals of the NDP both bear a relation to education and educational infrastructure and inform a number of implementation sub-programmes being pursued by the WCED. The first of these goals is to establish a "virtual cycle of growth and development". The second is the reduction of inequality with the aim being to reduce the Gini co-efficient from 0.7 to 0.6 by 2030. Thus, creating growth and jobs simultaneously is seen as crucial to the growth and development of SA. The efficient delivery of educational infrastructure (ensuring that money allocated to infrastructure is spent on the right things in the right places) spawns construction activity. Such construction activity has upstream and downstream employment and growth multiplier effects. More importantly, education is seen as crucial in increasing the "employability" and productivity of the labour force and therefore interventions that improve education outcomes are considered very important. Furthermore, the NDP explicitly sees education laying the foundation for a long and healthy life for its citizens.

The Western Cape does not have a Provincial Growth and Development Strategy but has developed the Western Cape Provincial Strategic Plan 2014-2019. This strategic plan contains 5 provincial strategic goals (PSGs). These are (also see Diagram on page 17):

- Strategic Goal 1: Create opportunities for growth and jobs
- Strategic Goal 2: Improve education outcomes and opportunities for youth development
- Strategic Goal 3: Increase wellness, safety and tackle social ills

- Strategic Goal 4: Enable a resilient, sustainable, quality and inclusive living environment
- Strategic Goal 5: Embed good governance and integrated service delivery through partnerships and spatial alignment



**Diagram 1.1: Provincial Strategic Plan 2014 – 2019**

The WCED will be involved in and contribute, in active partnership with other departments, to all of these goals, and, in particular, those that impact on the services required for, and the well-being of learners.

The Western Cape Strategic Plan shares the national concern about creating growth and jobs and place emphasis on creating equal opportunity. A very important strategy in achieving equal opportunity is improved access to and improved quality of education. Hence, the provincial government's Strategic Goal 2 (2014 - 2019) is to *"Improve education outcomes and opportunities for youth development"*. The WCED is the lead department in pursuing the realisation of this goal in the province.

Strategic Goal 2 of the Provincial Strategy Plan echoes the concerns of the NDP in respect of the need to achieve greater equity in education. It draws particular attention to the fact that there is substantial unevenness in the quality of education offered to Western Cape children and notes further that this is underpinned by widespread socio-economic problems. The strategy argues that these challenges need to be confronted directly in our schools but also via a "whole of society approach". As will become apparent in later chapters such a "whole society" approach is increasingly considered central to addressing the rise in theft and vandalism of infrastructure particularly in poorer areas. In this U-AMP a range of envisaged infrastructure interventions linked to what is referred to as the "Width Initiative" are pertinent and will be elaborated in later chapters.

Education infrastructure programmes and projects also feature in the other four Goals of the provincial strategy plan. Strategic Goal 1 involves the creation of opportunities for growth and jobs. Strategic Goal 3

aims to increase wellness, safety and to tackle social ills. Education infrastructure will play a role in helping achieve this goal via the provision of the infrastructure required by initiatives such as the Mass participation; Opportunity and Access; Development and Growth (MOD) Programme, also referred to as MOD centres, safety initiatives and others. Strategic Goal 4 focuses on the building of a resilient, sustainable, quality and inclusive living environment. Excellent and well maintained school infrastructure provision unquestionably contributes to the achievement of this goal. In fact, neighbourhood schools should be at the centre of community cohesion. Unfortunately, as underlying socio-economic circumstances have deteriorated giving rise to gangsterism, theft and other ills, schools are increasingly becoming akin to mini fortresses. This is an issue that needs to be addressed via mechanisms which are broader than those pertaining to infrastructure delivery alone and in this U-AMP significant steps are taken in this direction by expanding the scope and ambition of the Width Initiative. Strategic Goal 5 focuses on embedding good governance and integrated service delivery through partnerships and spatial alignment. This goal is pertinent to the provision of education infrastructure. Strategies to address integration of education infrastructure planning and provisioning with other provincial departments, municipalities and communities/School Governing Bodies (SGBs) are addressed in the U-AMP.

The range of possible education infrastructure responses which may assist the attainment of the five provincial goals notwithstanding, it is widely acknowledged that the greatest contribution that education infrastructure provision needs to make is to promote improved learning outcomes. The NDP's vision for 2030 as far as education is concerned is that all South Africans should have access to training and education of the highest quality. The role of education infrastructure in achieving this goal is explicitly mentioned in government's plan for implementing the NDP and the Medium Term Strategic Framework (MSTF). To be more specific, education output priority sub-outcome number 2 of the Education Chapter of the MSTF is specified as:

*"Improved quality of teaching and learning through provision of adequate quality infrastructure and Learning and Teaching Support Materials (LTSM)"*

The connection between education infrastructure and educational outcomes warrants further elucidation.

### **1.3 The Role of Educational Infrastructure Delivery in Achieving Educational Goals and Objectives**

Research has shown that there is a positive link between the physical environment in which learners are taught and learning outcomes achieved. The physical appearance of schools has been found to have a positive influence on learner achievement and teacher attitudes to their work. Poor school infrastructure on the other hand, is a significant contributor to irregular school attendance by learners, greater school drop-out rates and teacher absenteeism and has a negative impact on learners' abilities to engage the teaching and learning process. Similarly, outdoor facilities and the activities for which they are used (e.g. sports) have been found to support informal learning systems, social development, network formation and school-

community relationships. Where such facilities are absent or in a poor state, learners are denied potentially important developmental opportunities.

Run-down and overcrowded learning environments portray a message of neglect and disrespect to those that use them. It also sends a message of management incompetence or government indifference which erodes learner, teacher and community confidence.

Inequalities and deficiencies in the school physical environment are of serious concern both in their own right and because they have the potential to frustrate policies to improve education quality, efficiency and equity. Given South Africa's political-economic history and the resultant deep inequalities it has spawned, it follows that physical conditions at schools in South Africa vary greatly across race, class and space. Hence, addressing these inequities remains a major challenge of both the Department of Basic Education (DBE) and the Western Cape Education Department (WCED).

Access to education is a basic human right, entrenched not only within the Constitution of the Republic of South Africa (Act 108 of 1996), but also in internationally-adopted agendas, such as the Millennium Development Goals and UNESCO's Education for All campaign. The right to basic education for everyone is contained in Section 29 of the Bill of Rights and the state has the obligation to ensure that this must progressively be made available. Further, Section 9 of the Constitution obliges the state to progressively attain equality of opportunity and to be non-discriminatory. Equity in the physical teaching and learning environment is therefore not just a desirable state but a constitutional right. Whilst there can be debate over precisely which components of the physical environment are most important to realise learning outcomes, once agreed to, such components should be prioritised for delivery and by implication facilitate the progressive realisation of education rights.

#### 1.4 National Education Sector Goals and Infrastructure Policy and Programmes

The WCED's education infrastructure planning is guided by national education sector priorities. Central to all education plans and programmes is *Action Plan 2019, towards Schooling 2030*. The plan contains 27 goals. The first 13 goals deal with learning outcomes and the other 14 goals deal with how these learning outcomes will be achieved. National targets have generally been set over the long term and milestones generally focus on desired achievements in the medium term (up to five years into the future). National milestones have been set for the performance goals 1 – 13. Milestones are not specified for goals 14 to 27.

The goals for the **learning outcomes** are:

- 1 ► Increase the number of learners in Grade 3 who by the end of the year have mastered the minimum language and numeracy competencies for Grade 3.
- 2 ► Increase the number of learners in Grade 6 who by the end of the year have mastered the minimum language and mathematics competencies for Grade 6.
- 3 ► Increase the number of learners in Grade 9 who by the end of the year have mastered the



minimum language and mathematics competencies for Grade 9.

- 4 ► Increase the number of Grade 12 learners who become eligible for a Bachelors programme at a university.
- 5 ► Increase the number of Grade 12 learners who pass *mathematics*.
- 6 ► Increase the number of Grade 12 learners who pass *physical science*.
- 7 ► Improve the average performance of *Grade 6* learners in *languages*.
- 8 ► Improve the average performance of *Grade 6* learners in *mathematics*.
- 9 ► Improve the average performance in *mathematics* of *Grade 8* learners.
- 10 ► Ensure that all children remain effectively enrolled in school at least up to the year in which they turn 15.
- 11 ► Improve the access of children to quality early childhood development (ECD) below Grade 1.
- 12 ► Improve the grade promotion of learners through Grades 1 to 9.
- 13 ► Improve the access of youth to Further Education and Training beyond Grade 9.

The goals for **how** the learning outcomes will be achieved are:

- 14 ► Attract in each year a new group of young, motivated and appropriately trained teachers into the teaching profession.
- 15 ► Ensure that the availability and utilisation of teachers is such that excessively large classes are avoided.
- 16 ► Improve the professionalism, teaching skills, subject knowledge and computer literacy of teachers throughout their entire careers.
- 17 ► Strive for a teacher workforce that is healthy and enjoys a sense of job satisfaction.
- 18 ► Ensure that learners cover all the topics and skills areas that they should cover within their current school year.
- 19 ► Ensure that every learner has access to the minimum set of textbooks and workbooks required according to national policy.
- 20 ► Increase access amongst learners to a wide range of media, including computers, which enrich their education.
- 21 ► Ensure that the basic annual management processes occur across all schools in the country in a way that contributes towards a functional school environment.
- 22 ► Improve parent and community participation in the governance of schools, partly by improving access to important information via the e-Education strategy.
- 23 ► Ensure that all schools are funded at least at the minimum per learner levels determined nationally and that funds are utilised transparently and effectively.
- 24 ► Ensure that the physical infrastructure and environment of every school inspires learners to want to come to school and learn, and teachers to teach.
- 25 ► Use schools as vehicles for promoting access to a range of public services amongst learners in areas such as health, poverty alleviation, psychosocial support, sport and culture.
- 26 ► Increase the number of schools which effectively implement the inclusive education policy and

have access to centres which offer specialist services.

**27 ►** Improve the frequency and quality of the monitoring and support services provided by district offices to schools, partly through better use of e-Education.

As far as infrastructure is concerned, *Action Plan 2019* outlines the first steps to be taken in realizing the longer term 2030 vision. In the plan the desired outcome for education infrastructure is stated as follows:

*“Goal 24: Ensure that the physical infrastructure and environment of every school inspire learners to want to come to school and learn, and teachers to teach.”*

This goal provides the framework for much of WCED's infrastructure strategy over the next decade and highlights the **linkage** between education infrastructure and educational outcomes. If educational infrastructure provision and management is to affect education outcomes at scale, the impact of good education infrastructure which inspires learners to learn and teachers to teach, needs to be felt across a wide front (at every school according to goal 24). Given that this goal is not met at many existing schools, particularly in poorer areas, it remains the responsibility of the department to ensure that the impact of the infrastructure is widely felt. WCED infrastructure spend over the past years has been too narrowly felt and largely focused on new capital projects. Thus in the past few years the WCED has recognised the need to achieve greater width of impact via a greater emphasis on maintenance, management and presentation of existing schools. This approach has given rise to the “Width Initiative” which is presented in chapters 5, 6 and 7 of this U-AMP.

In 2007 the South African Schools Act was amended and section 5A introduced into the Act. This section provides for the Minister to develop regulations prescribing minimum uniform norms and standards for school infrastructure and it specifies the regulations. In November 2008 the then-Minister of Education, Ms. Naledi Pandor, published detailed draft norms and standards for infrastructure provision. This was followed by the formulation of **The National Policy for an Equitable Provision of an Enabling School Physical Teaching and Learning Environment** which was published in 11 June 2010 (Government Gazette No 33283). These norms and standards were regarded as planning guidelines which provinces were not obligated to implement.

However, with the promulgation of the **Regulations Relating to Minimum Uniform Norms and Standards for Public School Infrastructure** in November 2013, all Provincial Education Departments (PEDs) must comply with the minimum uniform norms and standards and must do so within prescribed timeframes. Moreover, the MEC responsible for Education in a province is required to produce a Minimum Infrastructure Norms and Standards Implementation Plan indicating how compliance is to be achieved. This Plan has been developed and submitted to DBE. The same Plan informs this U-AMP. In Chapter 5 the implications of implementing the minimum infrastructure norms and standards for the strategic objectives of the WCED are considered. The conclusion is that the implementation of the norms and standards, whilst merit-worthy in its own right, threatens to squeeze out important provincial strategic objectives. The U-AMP seeks to find an

accommodation to avoid this outcome. This is achieved in part by integrating norms and standards provision with other strategic objectives as much as is possible. Similarly, this U-AMP seeks to use the implementation of norms and standards to achieve synergies in other areas of strategic priority. For example, there are potentially significant synergies between the implementation of norms and standards and the provincial “width” initiative depending on how each is implemented.

### 1.5 Provincial Education Sector Goals and Objectives

The key point of departure in respect of provincial education sector goals and objectives pertinent to infrastructure provisioning in the Western Cape is the WCED Strategic Plan 2015-2019. In this plan the mission and three main strategic goals of the WCED are articulated as:

#### **Strategic Goals of the Department**

**The primary mission of the WCED is creating opportunity for all through improved education outcomes:**

This is given expression through the three over-arching strategic goals:

- Improved learner academic performance in language and mathematics ;
- Improved number and quality of passes in the National Senior Certificate;
- Increase in the quality of education provision in poorer communities.

The WCED Strategic Plan 2015-2019 then lists a set of “Strategic Objectives” which are organised under seven Programmes. These programmes and associated strategic objectives are listed below. Implications of each for infrastructure provision are noted.

<b>Programmes</b>	<b>Strategic Objectives</b>	<b>Implications for Education Infrastructure</b>
Programme 1: To provide overall management of the education system in accordance with relevant legislation and policies	1.1 Develop and implement a 5-year teacher development plan. 1.2 Improve administrative and other support to schools assisted incrementally by online services.	Education infrastructure should remain attuned to teacher development and administrative support and seek synergies where appropriate and necessary. Admin support is required to help schools document and keep records of infrastructure-related initiatives undertaken by the department and schools themselves. The

		<p>maintenance programme must provide for the demands that the roll out of WAN/LAN will have on schools as well as security for equipment necessary to deliver e-learning.</p>
<p>Programme 2: To provide public ordinary education from Grade 1 to 12 in accordance with the South African Schools Act and White Paper 6 on inclusive education.</p>	<p>2.1 Develop and implement provincial curriculum management and support strategies.</p> <p>2.2 Ensure improved school management:</p> <ul style="list-style-type: none"> <li>• School management to accept accountability for their full functions</li> <li>• Training of and support of SGB's and monitoring of their roles and operations</li> </ul> <p>2.3 Ensure optimal education provision for all with a special focus on the most needy.</p> <ul style="list-style-type: none"> <li>• Increase access to libraries.</li> <li>• Leverage partnerships and increase parental support.</li> <li>• Implement school mergers that are in the</li> </ul>	<p>Ensure that school management accepts accountability for routine and day-to-day maintenance</p> <p>Arrange training and support programmes for SGB's over the next three years which will enable them to better understand and inform documents like the SIP and SIM. In doing so, sustainability of Width Initiative interventions can be ensured.</p> <p>Build libraries as part of N&amp;S backlog elimination.</p> <p>Encourage partnerships with NGO's/private sector to assist with the provision of Schools halls, science and computer laboratories, ablution facilities and financial contributions to the Width Initiative.</p>

	<p>best interests of learners.</p> <ul style="list-style-type: none"> <li>• Ensure a rural focus in education provision planning.</li> <li>• Provide buildings and equipment to support teaching and learning. Ensure that the physical infrastructure of every school inspires learners to want to come to school and teachers to teach.</li> </ul> <p>2.4 Provide social support and the platform for youth development.</p> <ul style="list-style-type: none"> <li>• Address safety issues at schools.</li> <li>• Implement the Youth development strategy via : <ul style="list-style-type: none"> <li>- MOD centres</li> <li>- Skills Development</li> <li>- Education Safety Management</li> <li>- Youth Leadership</li> </ul> </li> </ul>	<p>Identify and plan required school consolidation via district interactions. Scope and deliver infrastructure interventions at “receiving schools”.</p> <p>Address rural area infrastructure needs with improving hostel facilities.</p> <p>Ensure that new and replacement schools are designed to be safe, functional and aesthetically pleasing. Ensure that existing schools progressively present well and leave the impression that they are well managed.</p> <p>Implement the Width Programme. Design to create defensible space. Secure external perimeters and burglar proof schools.</p> <p>Design and deliver halls, sporting and other facilities.</p> <p>Develop partnerships with NGOs to develop skills for youths to assist in maintaining schools. After school Game changer. Co-operate and support Safe School initiatives at schools. Partner with NGOs/private sector /municipalities to develop and support leadership training aimed</p>
--	--	---

		at supporting maintenance initiatives.
Programme 3: To support independent schools in accordance with South African Schools Act.	3.1 To render support to independent schools in accordance with relevant legislation to ensure quality education for learners.	To provide advice to Independent schools on infrastructure and maintenance if and when required.
Programme 4: To Provide compulsory public education in special schools in accordance with the South African Schools Act and White Paper 6 on inclusive education, including E-learning.		Provide infrastructure to meet the needs of ELSEN schools.
Programme 5: To provide Early Childhood Education (ECD) at the Grade R and pre-grade R in accordance with White Paper 5.	5.1 To provide specific public ordinary schools and identified independent sites with resources required for Grade R and provide conditions that encourage more schools to establish Grade R classes in existing available classrooms or new Grade R classrooms.	Provide Gr R classrooms at identified schools. First priority is the conversion of normal classrooms at schools not utilising classrooms for other grades. Grade R provisioning at this stage should not be at the expense of accommodating Grades 1-3 where required. Consideration is given to assist Independent sites with some infrastructure to accommodate Gr R learners.
Programme 6: To provide and maintain infrastructure facilities for schools and non-schools.	<p>6.1 To ensure prioritised cost-effective and efficient infrastructure maintenance and to ensure that schools are built to match priority demographic trends:</p> <ul style="list-style-type: none"> <li>• Develop database re maintenance requirements.</li> <li>• Prioritise interventions.</li> <li>• Manage the building programme to include the provision of new schools, replacement schools,</li> </ul>	Programme 6 is the main infrastructure programme of the WCED. The objectives articulated here constitute the core business of the WCED's Chief Directorate Physical Resource Management.



	refurbishment, provision of new classrooms, and mobile classrooms. <ul style="list-style-type: none"> <li>• Conduct maintenance according to hierarchy of needs approach.</li> <li>• Provide emergency maintenance.</li> <li>• Manage leased property used as public ordinary schools.</li> </ul>	
Programme 7: Examination and Education Related services		To ensure that sufficient accommodation is available for learners to write examinations.

### 1.6 Alignment of U-AMP with National, Provincial and Departmental Strategic Goals and Objectives

The table below summarizes the alignment of U-AMP programmes and initiatives with national and provincial Development Goals as well as national and provincial education sector goals.

ITEM No.	DEVELOPMENT GOAL	SOURCE	CONTRIBUTING PROGRAMMES AND SUB-PROGRAMMES IN U-AMP
1	Virtuous cycle of growth and development (GDP, jobs, Social Wage)	National Development Plan (NDP), Vision 2013, Schooling 2030 and the WC Provincial Strategic Plan 2014-2019.	Delivering on the entire Infrastructure Delivery Programme efficiently (on time, full budget spent, and requisite quality). Important to conduct procurement strategically and intelligently to achieve spend.
2	Reduction of Inequality (Gini co-efficient from 0.7 to 0.6 by 2030).	NDP, Vision 2030; Schooling 2030, National Department of Basic Education (DBE); WC Provincial Strategic Plan 2014-2019; WCED Strategic Plan 2015-2019.	Entire Programme. Important to procure in a transparent, consistent and fair manner; Minimum Infrastructure Norms and Standards (N&S); Width Initiative Programme.

3	Improved Educational Outcomes	NDP, Vision 2030; Schooling 2030; DBE Action Plan 2019; WC Provincial Strategic Plan 2014-2019; WCED Strategic Plan 2015-2019.	Entire Programme but particularly : <ul style="list-style-type: none"> <li>• Width Programme</li> <li>• Grade R</li> <li>• Scheduled and Lifecycle Maintenance</li> <li>• Replacement Schools</li> </ul>
4	Ensuring access to education as a right	RSA Constitution; DBE ECD objectives; DBE: Regulations Relating to Minimum Uniform Norms and Standards for Public School Infrastructure; WCED Strategic Plan 2015-2019.	<ul style="list-style-type: none"> <li>• New Schools</li> <li>• New classrooms</li> <li>• Grade R</li> <li>• Mobiles</li> <li>• Width</li> </ul>
5	Creating a physical environment that inspires teachers to teach and learners to learn	DBE : Action Plan 2019; WCED Strategic Plan 2015-2019	Entire Programme but particularly: <ul style="list-style-type: none"> <li>• Width Initiative.</li> <li>• Minimum infrastructure N&amp;S.</li> <li>• Scheduled and lifecycle Maintenance.</li> <li>• Routine and Day-to-day Maintenance.</li> <li>• Partnerships with donors/NGO's</li> </ul>
6	Achieving minimum functionality of key areas of school infrastructure in terms of health and safety and educational outcomes	DBE: Regulations Relating to Minimum Uniform Norms and Standards for Public School Infrastructure.	<ul style="list-style-type: none"> <li>• Fencing (Minimum N&amp;S).</li> <li>• Ablutions (N&amp;S).</li> <li>• Libraries and Laboratories (N&amp;S).</li> <li>• Classrooms, Halls, Sports fields.</li> </ul>
7	Youth Development	WC Provincial Strategic Plan 2014-2019; WCED Strategic Plan 2015-2019.	<ul style="list-style-type: none"> <li>• MOD centres.</li> <li>• Technical schools.</li> <li>• Width Programme (youth participation in SGB sustainability programmes).</li> </ul>
8	Achieve "whole society" approach in achieving social	WCED Strategic Plan 2015-2019	<ul style="list-style-type: none"> <li>• Width Programme (private sector involvement in</li> </ul>

	objectives		<p>infrastructure improvements; Youth and SGB involvement in Width Initiative projects, e.g. beautification of school, etc.).</p> <ul style="list-style-type: none"> <li>• MOD centres.</li> <li>• Partnerships (Halls Sub-Programme).</li> </ul>
9	Support independent schools in accordance to the SA Schools Act.	WCED Strategic Plan 2015-2019	<ul style="list-style-type: none"> <li>• To provide advice to Independent schools on infrastructure and maintenance if and when required.</li> </ul>

## 1.7 Legislative Framework

In developing its infrastructure plan, the WCED is guided by various legislation and regulations.

These include the following:

- Government Infrastructure Asset Management Act, 2007 (GIAMA);
- Public Finance Management Act (PFMA) [Act 1/1999, as amended by Act 29/1999];
- Preferential Procurement Policy Framework Act, 2000 (Act 5 of 2000);
- Preferential Procurement Policy for the Province of the Western Cape;
- Provincial Department of Transport and Public Works Preferential Procurement Implementation Plan (PPIP);
- Western Cape Land Administration Act, 1998 (Act 6 of 1998);
- Land Use Planning Ordinance, 1985 (Ordinance 15 of 1985);
- Occupational Health and Safety Act, 1993 (Act 85 of 1993);
- Annual Division of Revenue Act (DoRA);
- Public Service Act (PSA);
- Various acts regarding the built environment;
- The 2010 amendment to the Western Cape Provincial School Education Act, 1997, expands the power of the Provincial Minister to determine policy on norms and standards relating to basic infrastructure and capacity in public schools;

- The policy on Learner Attendance (gazetted on 4 May 2010 and implemented in January 2011), to ensure that the throughput of learners is improved;
- National Policy for an Equitable Provision of an Enabling School Physical Teaching and Learning Environment promulgated on the 11 June 2010 (Vol. 540, No. 33283); and
- Regulations for Minimum Uniform Norms and Standards for Public Schools Infrastructure promulgated, 29 November 2013 (Government Gazette No. 37081).

Other planning documents which informed this U-AMP include:

- WCED Strategic Plan for fiscal years 2010–2014.
- Integrated Development Plans (IDPs) of relevant municipalities.
  - The WCED has an existing consultation process with municipalities in place that includes attending IDP Indabas and finalising agreements. IDPs are circulated to Directorate: Physical Resource Planning and Property Management for noting and to assist with education infrastructure planning.
- White Paper on the Management of Provincial Property. Western Cape Department of Transport and Public Works, 2004.
- Strategic Plan for the Department of Basic Education: 2015/16 – 2019/20.
- Sustainable Human Settlement Development Strategy for the Western Cape (DLGH) (A Draft Strategy).
- The Provincial Growth and Development Plan of the Western Cape “Grow the Cape” strategy.
- The budget speech of the provincial minister of Finance and Tourism (2016); and
- The Premier’s State of the Province Address (2016).

## CHAPTER 2

### THE DEMAND FOR AND THE SUPPLY OF EDUCATION INFRASTRUCTURE: OVERVIEW

#### 2.1 Introduction

This Chapter describes the relationship between demand and supply of education infrastructure in the Western Cape and the consequent infrastructure challenges for the WCED. Aggregate demand is the sum of all learners presenting themselves at public schools in search of education. Since, in any given year, almost all children between 7-18 years of age in the province enrol at WCED schools, enrolment numbers and enrolment pressures are reasonable proxies for demand. On the supply side, the majority of schools in the Western Cape are supplied and managed by the WCED. However, the Department also leases 274 school buildings from private owners. Chapter 4 describes the education portfolio in more detail and identifies key issues arising on the supply side. In this Chapter the emphasis is on demand but throughout the chapter the interface between supply and demand is described. This chapter also discusses policy decisions taken by the WCED to manage the relationship between supply and demand and in doing so, captures certain decisions on infrastructure investment.

#### 2.2 The 2012 Census data

There are many factors that affect the demand for education infrastructure. Natural population growth is one. Natural growth may vary substantially over different periods because it is often underpinned by the overall age structure of the population. For example, if a disproportionately large population age cohort (say those between ages of 10 to 15), ages into the child bearing cohort this can bring about a marked increase in natural growth numbers provided that average fertility rates are maintained. Increased demand can also result from migration within and into the province and there are reasons for believing that future economic growth in the province could serve as a magnet for work seekers from many parts of the country and Africa. The variables above affect aggregate demand.

This U-AMP, as with previous U-AMPs, is mainly based on enrolment data via the Central Education Management Information System (CEMIS). CEMIS data is at present the best indicator of demand, and also has the advantage of being continuously updated. WCED schools update the system on a regular basis. Thus, the department is able to examine enrolment trends at schools in spatial areas as they change weekly and can reliably take informed decisions on CEMIS information. The WCED plans to strengthen all aspects of CEMIS so that data is reliable and updated. The WCED can, with a high level of confidence, use CEMIS statistics in assessing future demand at schools.

The national census data (2012 Census) is available at suburb/area level and the WCED has engaged the Department of Social Development to incorporate the demographic and economic analysis (including

scenario analysis) into its future planning analysis. However, having the latest census data available spatially enables another level of analysis and allows the department to make small scale projections in growth on a neighbourhood level. Although it is not possible to present this information in table format within the U-AMP, this information is available in the Geographic Information System (GIS) and has been used during the finalisation of the District Analysis of this U-AMP. The District Analyses entail a process whereby desktop analyses were done by using all the relevant information available on both CEMIS and GIS. These analyses were then discussed with the district director and staff at each district, looking at under- and over-supply within the district. These consultations then resulted in the gathering of information that was fed into this U-AMP's programme and project trajectory.

### **2.3 Utilisation levels and learner to classroom ratios of schools and general enrolment trends**

As part of establishing the demand for and supply of education infrastructure in the province, the WCED has calculated a utilisation factor for each school, based on the numbers of learners and the square meters of classroom space available at a school. The utilisation factor is used as an indication of demand in relation to supply in a specific geographic location and highlights the over- or undersupply of school infrastructure in a specific area.

The WCED analysis has found that the demand for and supply of educational infrastructure remains greatly skewed on various fronts. Not only is there a discrepancy between various geographic areas, but also amongst various school types (prototypes) of the WCED. Although the province as a whole has an utilisation factor of 88% for all schools, this figure is as high as 95% in Metro East and as low as 80% in Metro Central. Utilisation also varies between prototypes: there is a 93% overall utilisation for high and combined schools compared to 82% overall utilisation for primary and intermediate schools. Utilisation also varies greatly between circuits within the same district or amongst various geographic areas within the same circuit.

The District Analysis also takes into account learner-to-classroom ratios of schools. This eliminates the problem caused by larger or smaller classrooms that might register a high or low utilisation level. Learner-to-classroom ratios give a different perspective of the demand for and supply of education infrastructure.

Another indicator of demand and supply trends is the overall growth or decline in enrolments at schools. Enrolment numbers are taken into account when recommendations are made regarding the nature and extent of required infrastructure interventions.

### **2.4 The Provincial Spatial Development Framework (PSDF) and other Spatial Development Frameworks**

Even though the PSDF aims to secure environmental sustainability, while promoting socio-economic development, the uneven geographic distribution of resources necessitates government to invest in



previously disadvantaged areas in order to address social injustices of the past. According to the PSDF, the Western Cape Government recognizes the need for fiscal investment to promote infrastructural growth. The WCED's district analyses take into account the principal informants of the PSDF, the Cape Town Spatial Development Framework as well as other SDFs of municipalities throughout the province. These reports not only guide educational infrastructure investment, but strive to coordinate overall government infrastructure investment that will achieve catalytic opportunities.

According to the mentioned documents and the findings of the WCED's analyses, growth in enrolment will continue throughout the province and especially in the City of Cape Town and other major towns (Knysna, George, Mossel Bay, Worcester, Stellenbosch, Grabouw, Piketberg, Malmesbury, Saldanha Bay and Vredenburg), with a consequent under-provision of school infrastructure in these areas. Areas of growth within the City, based on enrolment and utilisation data of current infrastructure, include Durbanville, Kraaifontein, Wallacedene, Du Noon, Delft/Mfuleni, Masiphumelele, Sunningdale, Kuilsriver and Strand/Somerset West.

On the other hand, there are areas which indicate a stabilisation or decline in enrolment and utilisation. These include some parts of Khayelitsha (even though most schools in the area still register as being over-utilised), the southern suburbs, Elsies River, Parow, Bellville and most rural districts of the province. The analyses with regard to utilisation in the above-mentioned areas indicate a contradiction between demand and supply in the growth areas. This can possibly be ascribed to the fact that certain schools in growth areas, for various reasons, do not succeed to attract learners, whilst these learners enrol at other schools in the area. One of the reasons could be the management of schools or the perception of better education at some schools in the same area. This phenomenon is being addressed through a number of projects listed in this U-AMP.

With regard to social facilities in general, the PSDF identifies uneven distribution of facilities and services across the provincial landscape, with overcrowding and under-provision in some areas and underutilised facilities in others. The PSDF further identified that the equal distribution of services across the province is not sustainable, especially in areas with low density and scattered settlements. Balancing needs with affordable distribution of services at a regional scale remains a challenge. The PSDF states that current and future developments need to take place in a holistic, integrated and sustainable manner, in order to ensure equitable and accessible distribution of social services and facilities across the provincial landscape.

Multi-functional public spaces must be promoted and aligned with complementary land use in order to promote compact settlements and reduce the need for motorised travel. The notion of clustering and ease of access remains the primary guide to determine the location of social services.

## 2.5 The Growth Potential Study (GPS)

As part of the development of the PSDF the Western Cape Government initiated the Growth Potential Study (GPS) of towns in the Western Cape. This excluded the City of Cape Town metropolitan area. The purpose of this study was to determine where growth (economic, population and physical) is likely to occur in the absence of significant interventions. This was done using quantitative data (measurements) to model the growth preconditions and innovation potential of towns.

The findings of this study in the PSDF informed decisions regarding infrastructure investment and prioritisation of needs in this U-AMP. Municipalities identified as having very high growth potential are Knysna, Stellenbosch, Drakenstein, George, Mossel Bay, Overstrand, Bitou, Saldanha Bay, Theewaterskloof and Swartland municipalities. Taking into account the findings of the WCED district analyses and the potential projects identified, infrastructure projects in this U-AMP are very much aligned to the findings of the GPS.

## 2.6 The Western Cape Infrastructure Framework (WCIF)

The Department of Transport and Public Works (DTPW) developed the Western Cape Infrastructure Framework (WCIF) in 2013 as a means of aligning existing infrastructure planning processes. The WCIF outlines strategic decisions and trade-offs that need to be made to achieve the Provincial Strategic Objectives. The WCIF strives to identify and guide the planning and execution of major infrastructure interventions, mobilise and direct new investments and facilitate partnerships and collaboration between departments, various spheres of government and the private sector. According to the WCIF, “the purpose of the document is to identify **what** should get built, **where**, **when** and **how**, to meet the Provincial Strategic Objectives and the 2040 vision”.

The scope of the WCIF not only deals with infrastructure itself, but also identifies factors that affect the demand and supply of infrastructure in the province. Some of the key uncertainties identified by the WCIF relating to future demand include: economic growth rates, household income and consumption preferences, aggregate infrastructure norms and standards and level of service requirements, changes to aggregate social grant and household subsidy levels, infrastructure management capacity and changes to inter-governmental responsibilities.

Some of the key uncertainties identified by the WCIF relating to future supply include: the scale and impact of the global regulatory environment, level of institutional leadership innovation, level of available public funding for infrastructure and the extent of private sector involvement in infrastructure provision and funding. Although not all of these uncertainties have a direct impact on the findings of the district analyses, they do play a critical role in the implementation phase of education infrastructure projects.

## **2.7 The Council for Scientific and Industrial Research (CSIR) study on Social Facility provision in the City of Cape Town**

The City of Cape Town appointed the CSIR as a consultant to undertake a study on the analysis and planning of social facilities to inform forward planning until 2032. The City recognised that a failure to provide adequate and sustainable community infrastructure will result in long term cost and consequences. The aim of the project was to establish the supply and demand of social facilities for use in forward planning up to 2032 within the metropolitan area of Cape Town. The study implied the re-application of the planning standards with respect to the 2032 land use model and is based on agreed/revised service provision standards and on the current population distribution. The study tested residents' access to facilities within reasonable reach and if these facilities will accommodate future growth of the City population. The findings then enabled the City to recommend interventions in respect of the location of new facilities.

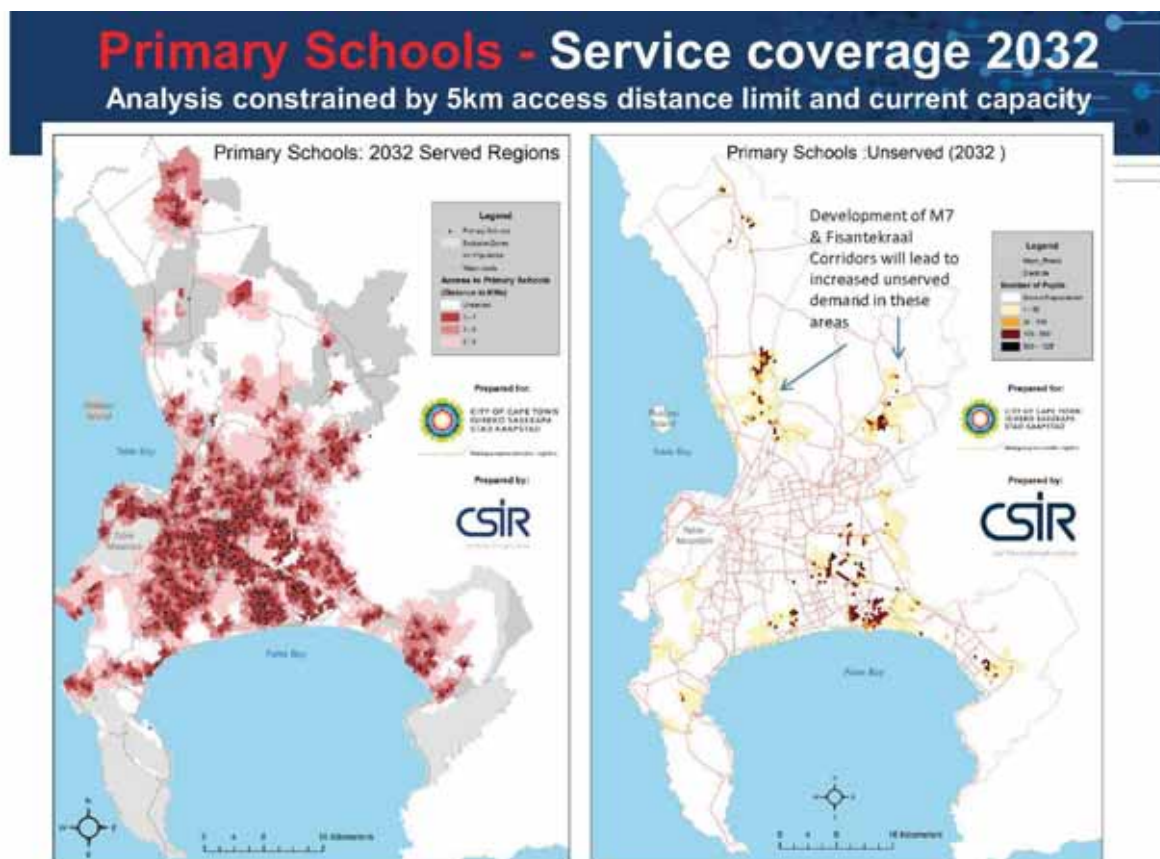
The City recognised the need to obtain a spatial identification of existing facilities by area with the intent to match anticipated future need for social facilities with future planning for social support infrastructure. This will ensure that as communities change, the types of services provided match those actually needed. The Western Cape Education Department (WCED) played a pivotal role in assisting the City of Cape Town and the CSIR with the study by availing its infrastructure profile as contained in the GIS. The study analysed Grade R facilities, Primary Schools and Secondary Schools in terms of catchment area analysis, and pointed out which facilities are or will soon be faced with overcrowding or which facilities are under-utilised but cannot be accessed due to distance constraints. The projections for growth were made up until 2032.

The WCED and this U-AMP benefited from its participation in the study. The findings and recommendations of the study can be summarised as follows:

- **Primary Schools**

- Generally a good distribution of primary schools throughout the metropolitan area, with only selected areas having an under provision of schools especially in the rural districts.
- According to the study 92.3% of primary learners live within a 2km radius of a primary school and only 0.6% live more than 5km away from a school.
- According to the study the current primary school capacity serves 96% of the 6 to 12 year old population leaving only 3.7% un-served. The ±16 000 un-served learners are the equivalent of approximately 14 schools.
- It is, however, important to note that private schools, migration and learners with special needs were not taken into account in the study and will affect results and planning.
- By 2032 the current distribution/location of primary schools is still appropriate, but with an increase in population, current primary school capacity will only serve 87.3% of learners aged 6 to 12 years, leaving 12.7% un-served.

- According to the study the number of un-served learners is equivalent to approximately 59 schools. Once again it is important to note that private schools, migration and learners with special needs were not taken into account in the study and will definitely affect results.
- Expansion of existing schools will also assist in creating additional capacity to accommodate learners. With the distribution of schools being well located, the strategy of expansion is supported by the study. The application of the expansion strategy is not only limited to additional classrooms at schools with available land, but also as part of the consolidation of schools into hubs that will promote quality education delivery.
- Although the study found that areas like Mitchell's Plain and Khayelitsha have un-served primary school populations, these areas tend to have large out-migration of learners to other areas or learners residing in the two areas but travelling on a daily basis to other schools. These issues need to be taken into account when interpreting the findings of the study.

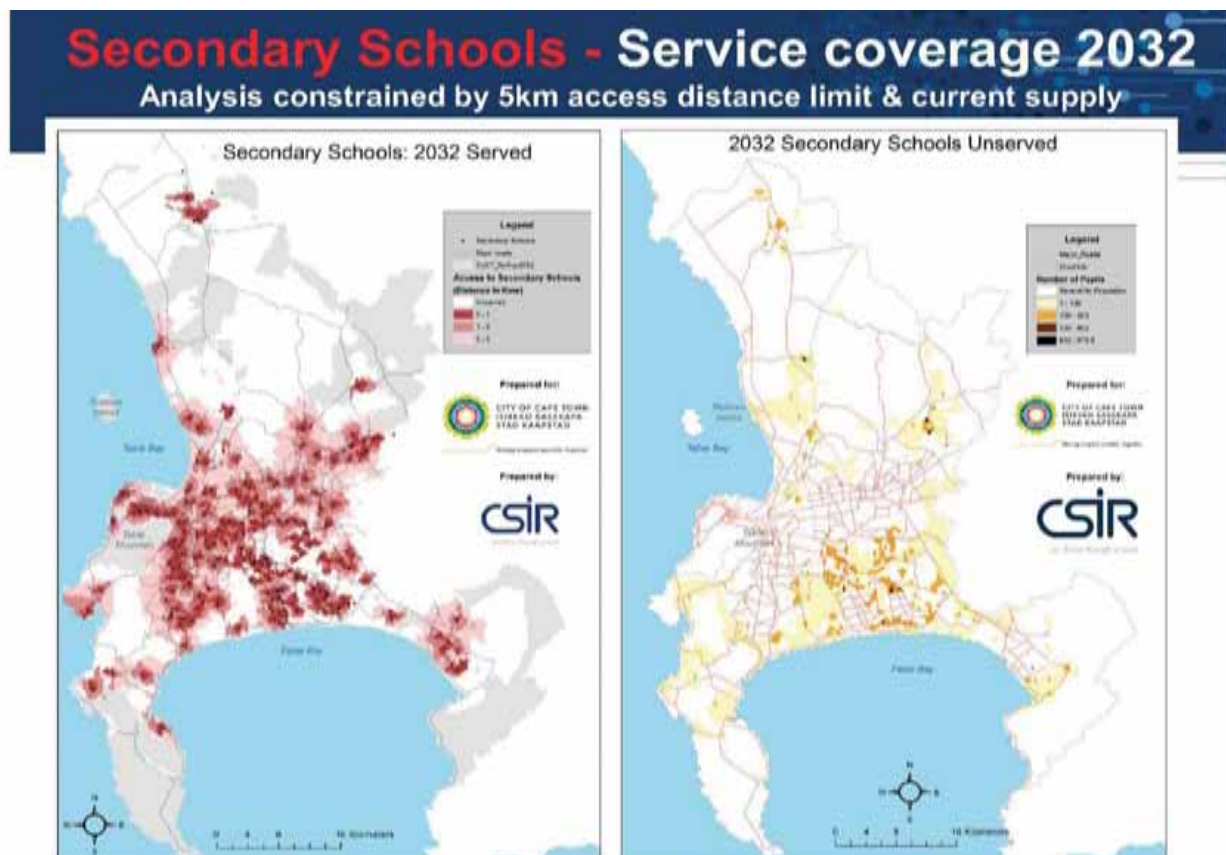


Map 2.1: Primary Schools – Service Coverage 2032

### • Secondary Schools

- The study found that generally there is a good distribution of secondary schools, with most secondary school learners located within a 2km radius of a school facility.
- According to the study 86% of secondary learners live within a 2km radius of a secondary school and only 1.2% live more than 5km away from a school.

- According to the study the current secondary school capacity serves 86% of the 13 to 17 year old population leaving 17% un-served. The number of un-served learners is the equivalent of approximately 50 schools.
- It is however important to note that private schools, migration, learners with special needs and the drop-out rate of secondary learners were not taken into account in the study and will affect results.
- By 2032 the current distribution/location of secondary schools is still relevant, but with an increase in population, current secondary school capacity will only serve 69% of learners aged 13 to 17 years, leaving 31% un-served.
- According to the study the number of un-served learners is equivalent to approximately 103 schools. Once again it is important to note that private schools, migration, learners with special needs and the drop-out rate of secondary learners were not taken into account in the study and this will affect results.
- In addition to this, expansion of existing schools will assist in creating additional capacity to accommodate learners. With the distribution of schools being well located, the strategy of expansion is supported by the study and will increase the utilization levels of existing school infrastructure.



Map 2.2: Secondary Schools – Service Coverage 2032



## 2.8 Housing pipelines

The WCED received and processed information from the City of Cape Town and the Department of Human Settlements (DoHS) regarding housing projects that are either in construction, in planning or in a longer term (5 year) framework of implementation (housing pipelines). This information has been loaded onto the WCED's GIS and is used during the district analyses. The impact of large housing developments (above 800 units) on existing schools is analysed and proactive planning is done to anticipate increases in learner numbers in these areas.

Ongoing liaison with both the Western Cape Provincial Department of Human Settlements, as well as Human Settlements: Development and Delivery Department of the City of Cape Town is important so that the WCED can be informed of all future housing developments. The WCED will continue to make use of this information during the prioritisation of education infrastructure projects. The utilization factor of existing schools is calculated based on the square meterage of floor space, and the number of learners attending the school. The utilization will be considered before new schools or possible expansion is planned

## 2.9 Infrastructure Planning Guidelines

The promulgation of the National Policy for an Equitable Provision of an Enabling School Physical Teaching and Learning Environment on 11 June 2010 (Vol. 540 No. 33283) provided criteria for providing school infrastructure. Provinces were expected to adjust these standards to address local circumstances. As a result the WCED developed Infrastructure Planning Guidelines (IPG) and uses them as planning guidelines rather than statutory norms and standards in its U-AMP processes. The IPG underpin the WCED's analysis of supply and demand of school infrastructure in the province and the utilisation of school infrastructure. Compliance to the time frames suggested in the Regulations Relating to Minimum Uniform Norms and Standards for Public School Infrastructure published on 29 November 2013 by when minimum infrastructure facilities have to be provided to schools, place pressure on the infrastructure budget. Fortunately, the WCED IPG is in line with the minimum norms and standards and both are applied in tandem in this U-AMP.

The development of the Infrastructure Planning Guidelines was an important step towards more systematic interrogation and delineation of the "gap" between current and desired levels of education infrastructure provision. The IPG divide schools into two school prototypes namely primary and high schools. No provision is made for intermediate and combined schools, which the IPG suggests should be phased out. In the IPG schools are categorised according to size of enrolment and size of facility and provision is made for small, medium, large and extra-large schools (see Table 2.1 below).

Types of schools and their minimum and maximum sizes	Types	Minimum size		Maximum size	
	Primary school types	Enrolment	Facility	Enrolment	Facility
	Small	230	322m <sup>2</sup>	310	434m <sup>2</sup>
	Medium	460	644m <sup>2</sup>	620	868m <sup>2</sup>
	Large	700	980m <sup>2</sup>	930	1302m <sup>2</sup>
	Extra-Large	931	1303m <sup>2</sup>	1240	1736m <sup>2</sup>
	Secondary school types	Enrolment	Facility	Enrolment	Facility
	Small	278	472m <sup>2</sup>	370	629m <sup>2</sup>
	Medium	555	943m <sup>2</sup>	740	1258m <sup>2</sup>
	Large	833	1416m <sup>2</sup>	1110	1887m <sup>2</sup>
	Extra-Large	1111	1888m <sup>2</sup>	1480	2516m <sup>2</sup>
<b>Capacity of schools</b>	Capacity of schools is based on <b>classroom</b> accommodation				
<b>Classroom size per learner</b>	Primary learner - 1.4m <sup>2</sup> per learner				
	Secondary learner - 1.7m <sup>2</sup> per learner				
	Special school learner - Depending on needs of learners				
<b>Capacity based on maximum number in classroom</b>	Primary learner - 40 learners per classroom				
	Secondary learner - 37 learners per classroom				
	Special school learner - Depending on needs of learners				
<b>Utilisation factor for the use of WCED school buildings applicable</b>	75% to 100%				
<b>Information sources used to determine initial optimal use of WCED school buildings</b>	i. CEMIS				
	ii. NEIMS information				
	iii. Additional information about new schools completed since 2006				

Table 2.1 Interim Planning Guidelines (IPG) for conducting the analysis of demand and supply

Using the above guidelines, the WCED has calculated the utilisation of school buildings of all public schools. The WCED's decision to only use classroom space to determine capacity, as opposed to using both classrooms and other instruction spaces (such as laboratories, music rooms, etc.), is in line with the DBE norms and standards. The calculation of the classroom space available is based on information from the updated National Education Infrastructure Management System (NEIMS). This 2011 survey provides actual measurements of all classrooms of those schools that formed part of the universe of WCED schools. As NEIMS is updated, the amended NEIMS data is updated on the Geographic Information System (GIS).

The method used to estimate utilisation of school buildings is as follows: the available classroom space at a school is obtained from actual measurement recorded in NEIMS. The desired space needed at any schools is calculated by multiplying the actual enrolment of the school by space norm (1,7m<sup>2</sup> per secondary learner and 1,4m<sup>2</sup> per primary learner) needed per learner as specified in the WCED IPG. The difference between the actual and the desired space, is the space that is either in excess or inadequate for the needs.



The utilisation of school buildings can also be calculated by using the learner to classroom ratio of a school. This calculation has formed part of previous analyses of demand and supply of education infrastructure. Using both methods of utilisation will inform a smarter and more realistic planning picture of infrastructure. Hence, both space norms are used in the U-AMP to get better utilisation statistics. This utilisation rate is used in the district analysis to determine the intervention required at the specific school facility.

## **2.10 The GIS and the planning method used in analysing supply and demand**

The WCED Infrastructure Planning GIS was developed by Corporate GIS, a component in the Office of the Premier. All of the data pertaining to schools used in the GIS has been supplied by the WCED. In essence the GIS entails the geo-referencing and spatial depiction of data derived mainly from CEMIS and NEIMS. The primary value of GIS is that it facilitates the assessment of infrastructure related issues in a spatial context. A decision on any school within a geographic area is informed by surrounding education infrastructure – the decision is not taken in isolation.

The GIS visually depicts the size of school facilities and learner enrolments, based on the Infrastructure Planning Guidelines (IPG) (see table 2.1). Additions to the GIS include the 2012 Census data depicting the population figures of three different age cohorts namely ages 0 to 6, ages 7 to 13 and ages 14 to 18 on a sub-place level (smaller than ward-level). The total capacity of all the schools in a specific sub-place was calculated, based on the combined enrolment capacity of the schools and subtracted from this, the school going-population (ages 7 to 18) in that sub-place. This over- or under-supply in school enrolment capacity thus indicates an over- or under-supply in terms of classroom space in a specific area. This type of analysis does have limitations in that a sub-place might indicate an under-supply in terms of schools, whereas an adjacent sub-place might indicate an over-supply. Combining these sub-places might even out the provisioning side and provide an optimal supply of educational infrastructure. Despite the limitations, this addition to the GIS provides a new perspective to the spatial analysis.

Currently, the GIS provides up to date information on enrolments, classroom size, space required for enrolment, under/over provisioning, number of classrooms, classroom ratios, enrolment trends, transport schemes, a poverty index, school fees, property sizes, building condition grading, medium of instruction, hostel capacity, enrolment per grade and class groupings per grade.

During 2014 and 2015 GIS training was provided to staff at district offices. This allows Circuit Managers to undertake an analysis of schools in their own Circuits making use of a mix of GIS information and their own knowledge. The analysis itself focused on assessing the classification of the school in terms of planning guideline prototypes and sub-categories (Primary or High; S, M, L, XL). In doing so, district staff can examine the size categorisation of the school both with reference to learner enrolment and the physical size of the school (in square metres of classroom space). District staff are now in a much better position to manage

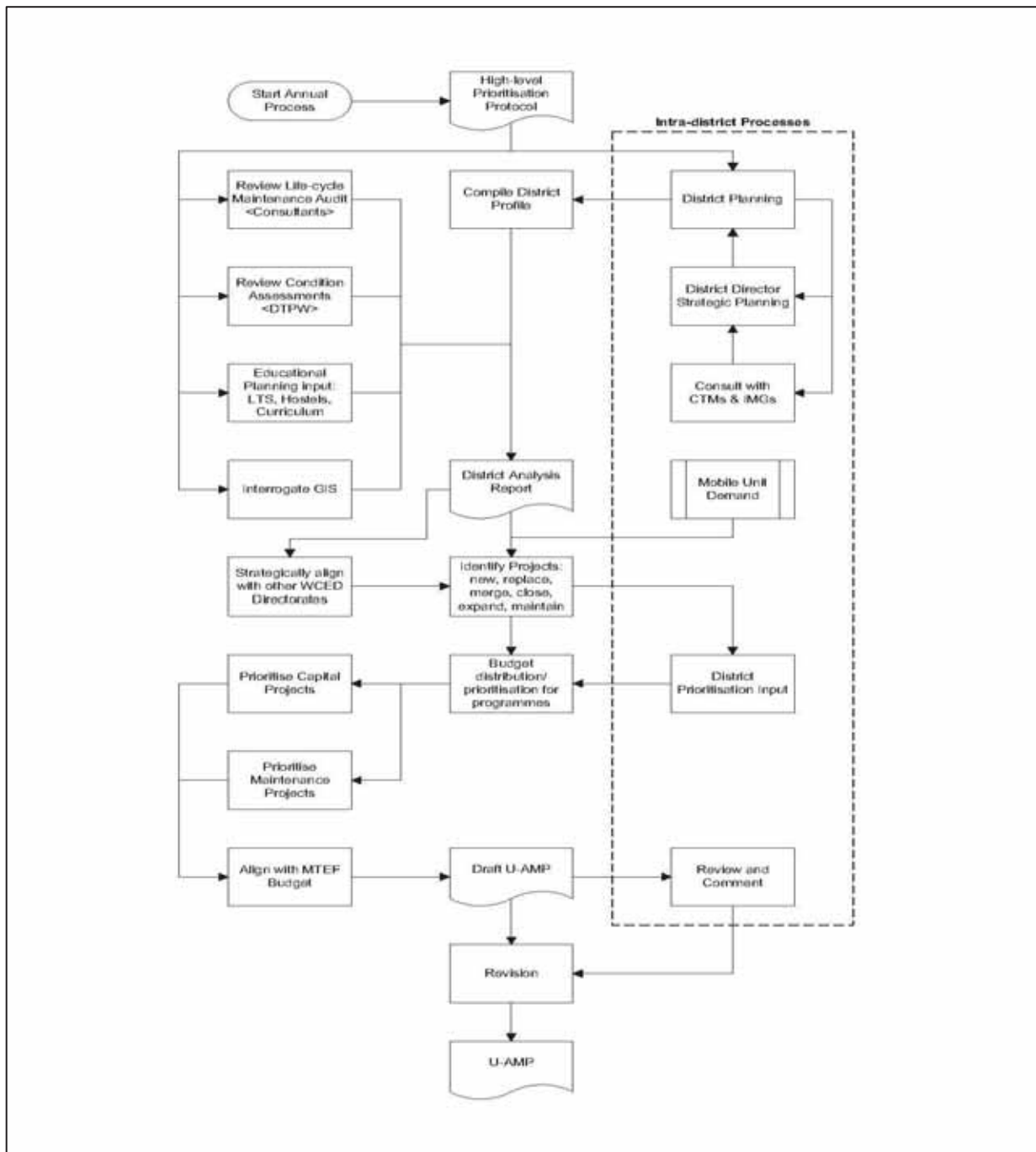
learner accommodation in circuits and to submit well-informed infrastructure projects for consideration during the U-AMP process.

The introduction and development of the GIS in the department, is one of the best investments made that hugely contributes to focused and meaningful infrastructure planning, which eventually will result in the optimal utilisation of education facilities in the province.

## **2.11 Institutionalising the Planning Process**

District/Head office interaction has been institutionalised to a large degree and several interactions between staff have informed this 2017/18 U-AMP. Below is the proposed annual process for institutionalising the planning process with the Districts. The degree or level of interrogation will vary from year to year, but Head Office/District interaction is a requirement to reflect the needs and priorities in education districts. The Head Office interaction with districts took place on various levels. The District Director consults Circuit Managers in determining circuit needs, prioritises these needs in district priorities and consults on optimal utilisation of existing facilities. These district needs are then submitted during the Head Office/District engagements where the district needs are assessed within a provincial context and consensus reached on infrastructure that is ultimately necessary at a given point to best serve and supports the department's strategic objectives. In preparing the U-AMP, consultations were also held with Head Office sub-directorate: Early Childhood Development (ECD) and Directorate: Specialised Education.

These consultations were necessary to collectively ensure that infrastructure investments add value to the overall programmes and strategic goals of the WCED. This U-AMP has been informed by all the documents listed, the studies done and consultations conducted.



**Diagram 2.1: Institutionalising the planning process**

Flowing out of the interactions between head office and district staff, using the GIS, the District Analysis is finalised and agreed between the head office and district components. Using the District Analysis and consultations, the Directorate Infrastructure Planning is better placed to identify new capital infrastructure and maintenance projects. Subject to available budget, these needs are prioritised. These prioritised infrastructure needs (capital or maintenance) are then aligned with the MTEF budget to prepare the content of the U-AMP. The projects taken up in the U-AMP in any given financial year are circulated to the districts

for final comment before the draft U-AMP is presented to the Accounting Officer for approval. This is a process undertaken on an annual basis and the District Analysis revised as deemed necessary.

## 2.12 Demand and Supply at Provincial Level (Aggregate Data)

### Demand

The WCED currently manages **1447** public ordinary schools. Enrolments in the province equate to 1 089 437 learners, consisting of **746 389** primary school learners, 341 084 high school learners and **18 612** LSEN learners enrolled in public ordinary schools. Table 2.2 indicates that the overall learner numbers over the past 5 years (since 2012) has increased substantially with overall growth in learner numbers for the province over the past 5 years equating to almost 13%, compared to a 4.7% growth in the previous 5 years (2007 to 2012). The demand for education as presented by learners of all districts (both rural and urban) is taken into account in identifying the need for facilities. The learner growth in the eight education districts is summarised in Table 2.2:

District	Learner Numbers 10 Years Ago	% Growth /Decline	Learner Numbers 5 Years Ago	% Growth /Decline	Learner Numbers Present
Province	924 559	4.7	968 199	12.5	1 089 437
Cape Winelands	137 421	3.6	142 348	10.1	156 726
Eden and Central Karoo	108 642	6.3	115 503	9.5	126 514
Metro Central	130 726	0.0	130 769	5.4	137 855
Metro East	143 565	1.5	145 703	32.1	192 515
Metro North	161 629	9.8	177 528	-0.1	177 347
Metro South	151 762	4.9	159 239	17.9	187 754
Overberg	36 068	8.5	39 141	14.1	44 647
West Coast	54 746	5.9	57 968	14.0	66 079

**Table 2.2: Percentage learner growth over the past 10 years for public ordinary schools**

### Supply

Schools in the Western Cape have an overall utilisation factor of 88% which equates to an over-provision of classroom space. This space, albeit in theory, equates to the potential accommodation of a further 200 000 learners (based on a 40 learner per classroom ratio). However, the infrastructure provisioning challenge remains significant because of spatial variation in the distribution of education demand in relation to supply. Thus, in some areas there is dwindling enrolment and other areas experience burgeoning demand and insufficient existing infrastructure.

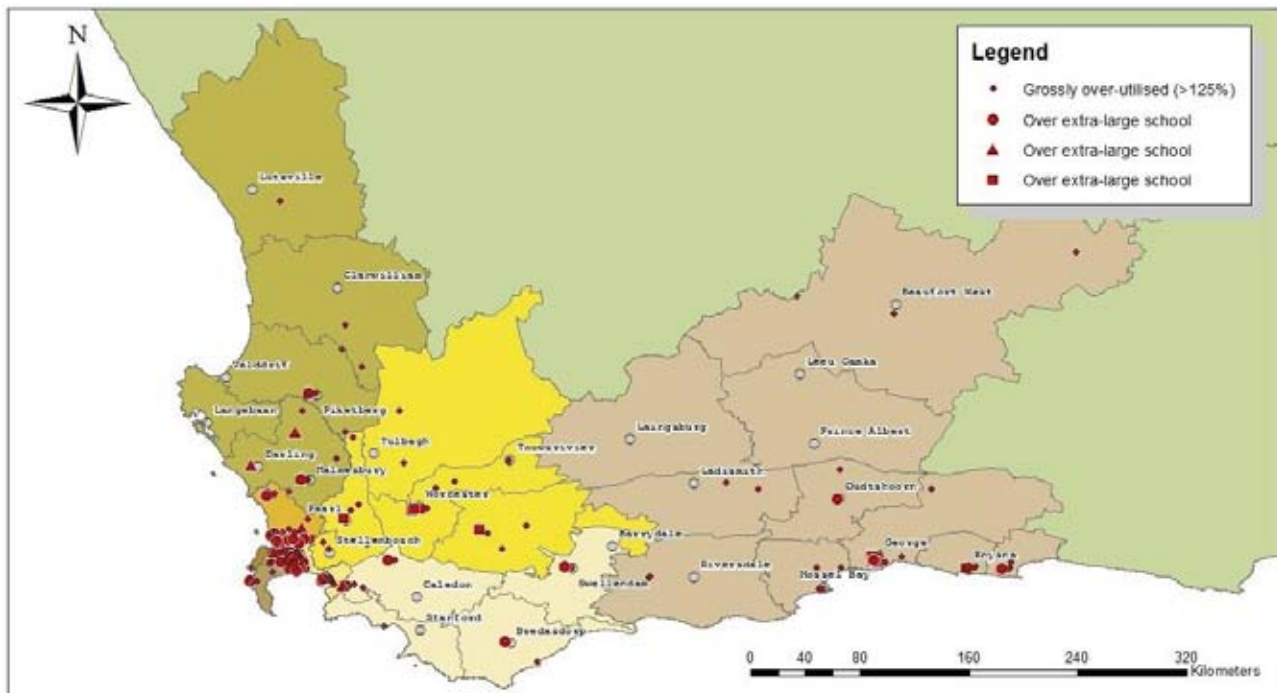
Further to this, growth or decline of learner numbers, as indicated by Table 2.2, must be viewed in spatial context. As table 2.2 illustrates, whilst growth in enrolment has been experienced in all education districts, certain areas in districts still register under-utilisation or even decline in enrolment. This absence in correlation of learner numbers with infrastructure provisioning is mainly a result of migration from the rural to

urban areas and of migration from older established neighbourhoods within the City of Cape Town to new residential areas. In some instances this phenomenon may arise from complex cross-boundary migration as learners resident in a particular zone/catchment area may on a daily basis commute across zone boundaries in search of better education opportunities.

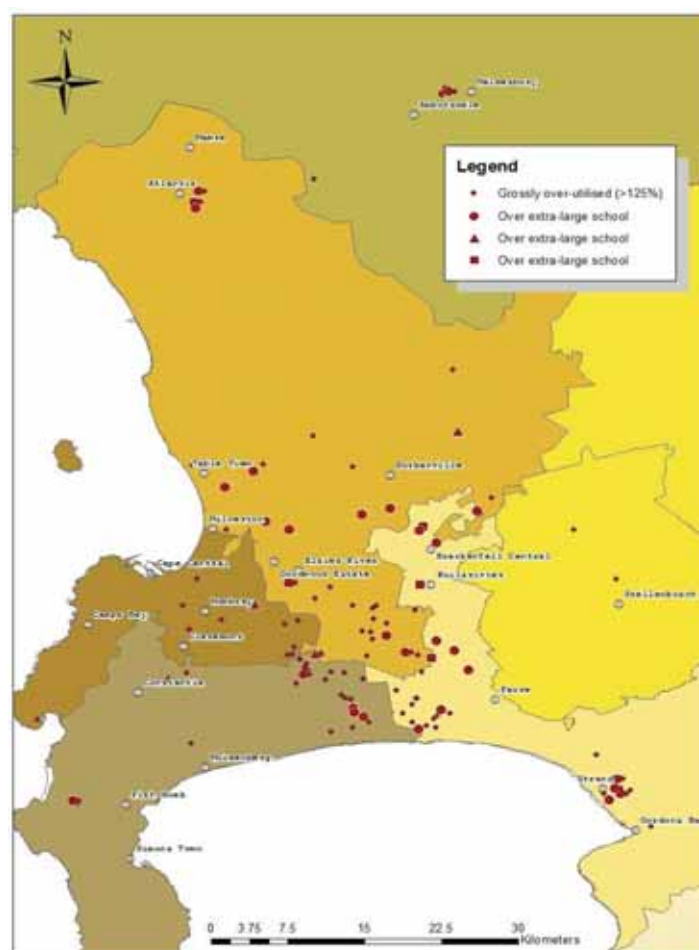
### **2.12.1 Extra-large schools and over-utilised schools**

In the course of the district analyses the WCED has established that an indication of over-utilisation does not necessarily mean a direct need for infrastructure investment. The analysis at Circuit level has produced numerous instances where grossly over-utilised schools exist next to schools where substantial excess space is available. This may be because of a perception of better educational quality at one school in comparison with its neighbours. Alternatively, school fees (at fee-paying schools) are perceived as a stumbling block to enrol learners in such schools and consequently, result in a skewed distribution of learners across schools.

The WCED's District Analyses reveal quite clearly that, where over-utilisation manifests across a number of neighbouring schools in the same geographic area, there is a strong case for further infrastructure investment, be it expansion at existing schools or the construction of new schools. Usually in these cases of over-utilisation and large enrolments, moving learners is not possible as there is no underutilised facility in the area to receive learners from the over-utilised school. Good examples are Piketberg, Malmesbury, Worcester, Robertson, Swellendam, George, Knysna and Plettenberg Bay. There are also some areas that indicate high enrolment, but not necessarily over-utilisation e.g. Oudtshoorn, Bredasdorp, Darling and Moorreesburg. Based on our analysis these places do not necessarily require large infrastructure investment, but rather a better management of existing enrolments and infrastructure utilisation. In Cape Town itself extra-large schools and over-utilisation are concentrated in Crossroads, Mitchell's Plain, parts of Khayelitsha, Mfuleni, Delft, Strand and Masiphumelele. These cases, identified during the District Analyses, are approached differently in the U-AMP given the context within the geographic space gained from the WCED's GIS. Hence, there is no blanket approach that was followed, but a range of strategies, for example expansion, consolidation (with expansion), upgrading coupled with lifecycle maintenance, etc. The provision of any new infrastructure is the very last option suggested in this U-AMP.



Map 2.3: Distribution of extra-large schools and grossly over-utilised schools in the Province

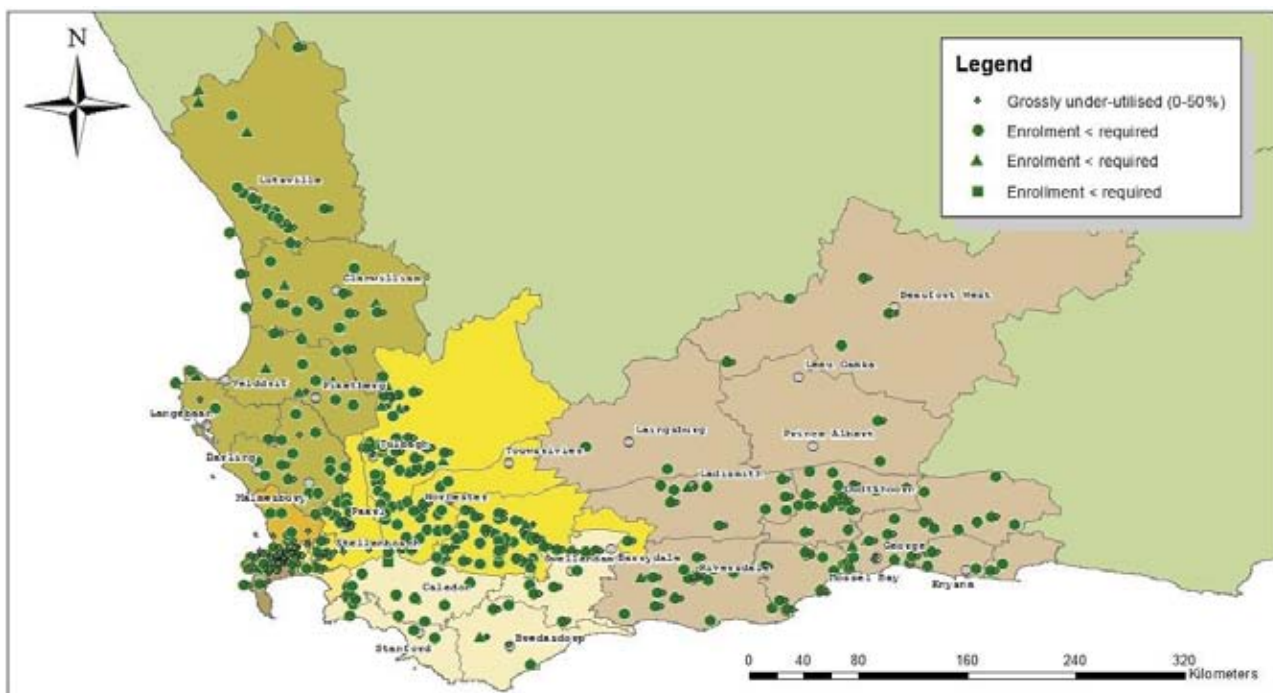


Map 2.4: Extra-large and grossly over-utilised schools in the City of Cape Town



### 2.12.2 Small schools and under-utilised schools

The WCED district analysis has also found a substantial number of schools which are below the minimum size threshold for viably running a school as well as many underutilised facilities (some of which are leased facilities) throughout the province. These are mostly concentrated in the rural districts of West Coast, Cape Winelands and Eden and Central Karoo. Not all of the schools in these areas are underutilised, but in instances where such small schools are located in close proximity, the consolidation of facilities will be considered for efficiency reasons and in order to provide better quality education to learners. On the other hand some schools, especially in Eden and Central Karoo and West Coast, have very low enrolments, but cannot be merged or closed due to isolation and the distances over which learners would have to be transported. In Cape Town, schools with enrolments under the required threshold, along with underutilised schools, are concentrated in the older suburbs of Grassy Park, Hanover Park, Manenberg, Heideveld, Bonteheuwel, Bishop Lavis, Elsiesrivier, Ravensmead and Parow. Many of the underutilised schools in these areas present possibilities for mergers. This U-AMP considers mergers, coupled with the possibility that these consolidations can be augmented with expansion or improved maintenance of receiving schools.



**Map 2.5: Distribution of small schools with enrolments of less than 250 learners and grossly underutilised schools in the Province**

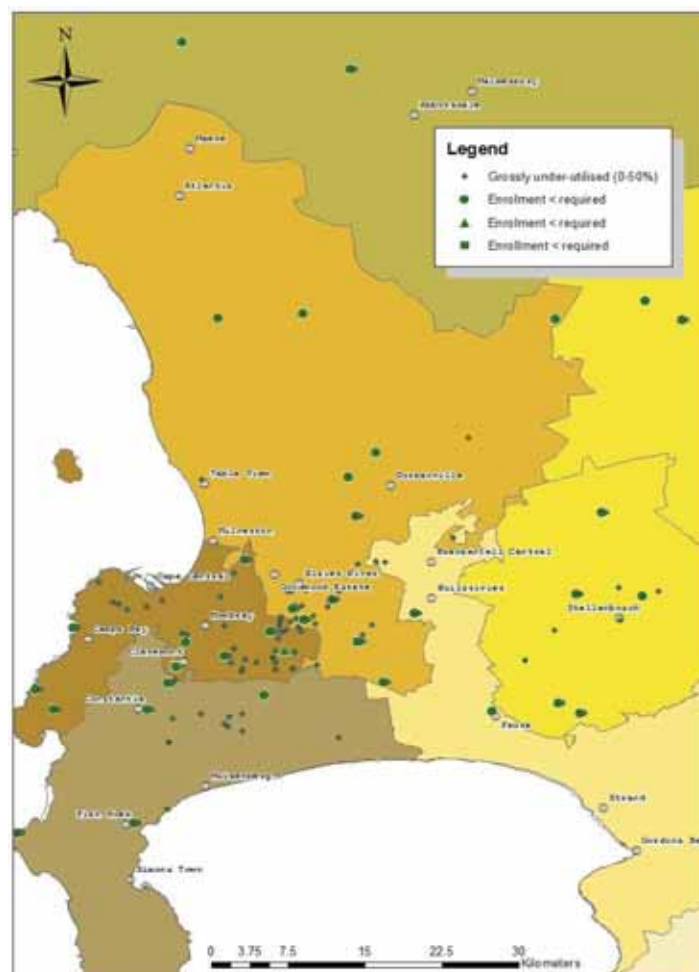
### 2.12.3 High schools versus small primary schools

The WCED analysis has identified a pattern of under provision in high schools across the province and has highlighted this as a key issue to be addressed via the U-AMP. There can be no question that additional high school facilities are required either via expansion of existing facilities or in the form of new schools or even



through the conversion of underutilised primary school facilities into high schools. The increase in learner numbers in high schools can be ascribed to the improved retention rate of high school learners, which is in line with the department's drive to improve quality and the throughput rate of learners. In-migration is also adding to the increase in high school learners. In the detailed Circuit analyses, a number of instances/opportunities exist where the consolidation of underutilised primary schools could effectively free-up an existing primary school building to be used as a new high school. It is also worth noting that expansion at existing high schools is a somewhat limited option for dealing with enrolment pressure, because of the already large learner numbers at many high school facilities.

Whilst at an aggregate level there is an excess of primary school space in the province, spatial imbalances in enrolment distribution require investment in the provision of primary school facilities in the province. In some instances there are no alternatives other than to provide new schools, but there is potential to deal with primary school demand pressures via expansion at existing facilities or via moving learners to under-utilised schools. Thus, the approach that has been adopted in assessing the need for new primary school investment is that building new schools should be a last resort and only after expansion and enrolment rationalisation have been considered.



**Map 2.6: Distribution of small schools with enrolments of less than 250 learners and grossly underutilised schools in the City of Cape Town**

#### 2.12.4 Leased schools

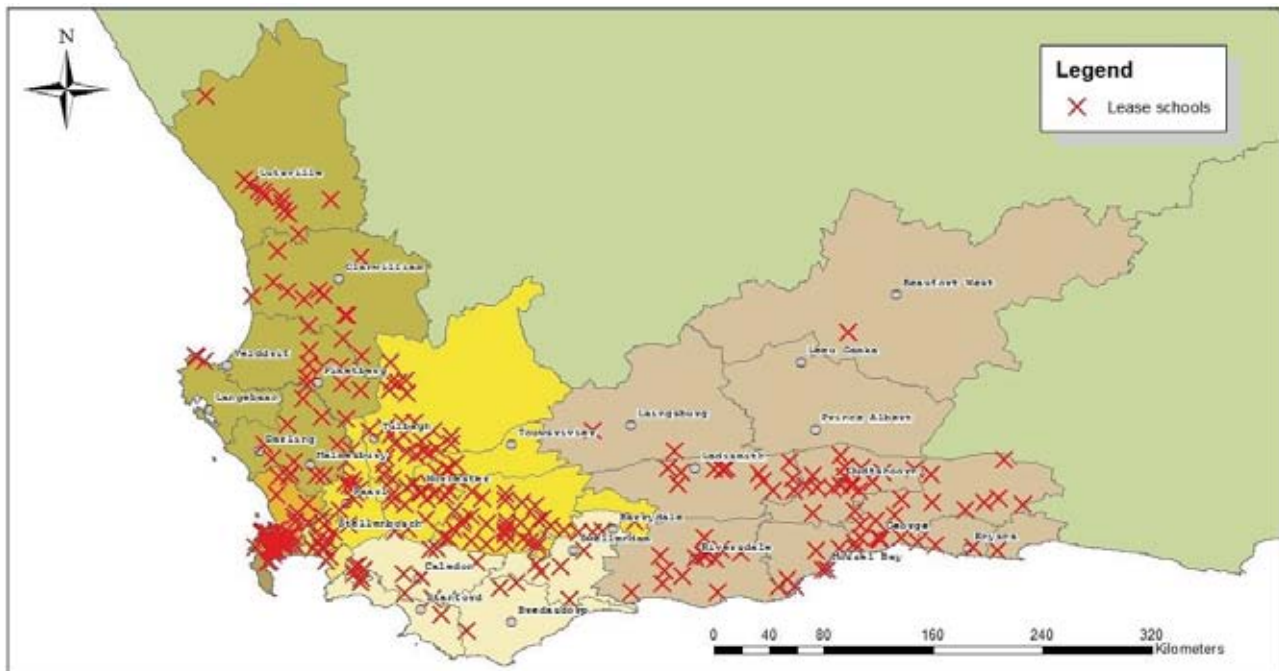
The WCED is currently leasing 274 properties that are used as public schools on private property. Table 4.3 indicates the spread of these schools across the eight districts.

DISTRICT	NUMBER OF LEASES	PERCENTAGES
CAPE WINELANDS	95	35
EDEN AND CENTRAL KAROO	53	19
METRO CENTRAL	21	8
METRO EAST	9	3
METRO NORTH	11	4
METRO SOUTH	18	7
OVERBERG	28	10
WEST COAST	39	14
Grand Total	274	100

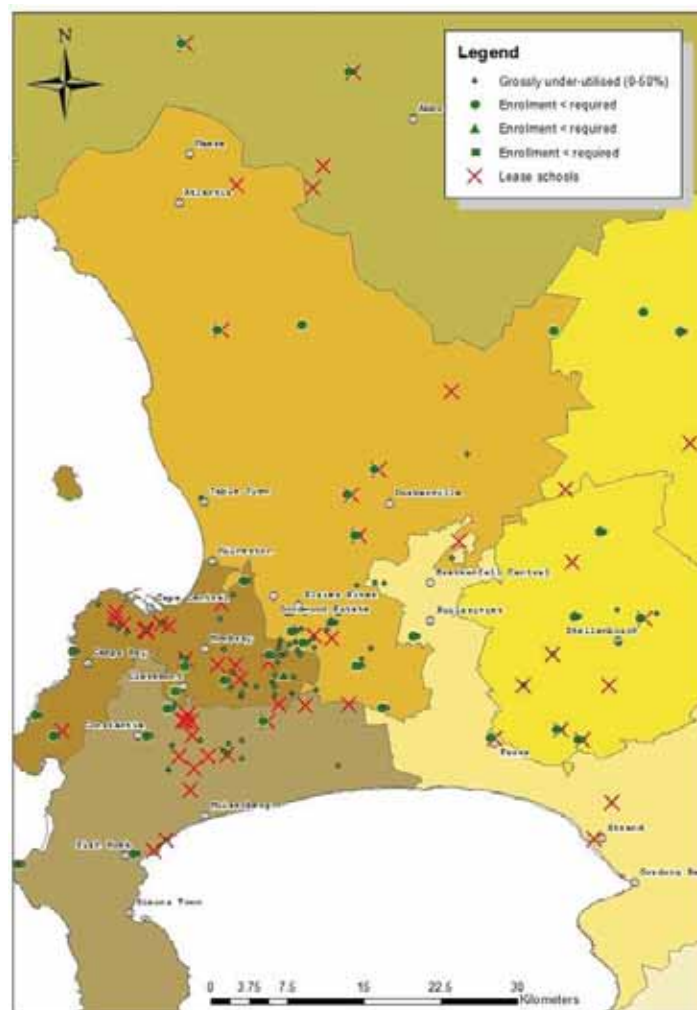
**Table 2.3: Number of facilities leased by the WCED**

Most leased schools in the rural areas are small schools with fewer than 230 learners. Some of these schools are located in very close proximity to one another, as well as to towns where existing schools are underutilised. The District Analysis suggests the merger of these underutilised leased schools and moving these learners to under-utilised schools in towns and other central more accessible areas. This means creating a centralised hub of education facilities with improved access to quality educational services. At the very least the consolidation of leased schools is required, not only to save cost on lease payments, but also to allow for adequate investment and quality education in rural schools. Investment of maintenance and provision of additional facilities such as ablutions, libraries and other facilities identified as norms and standards backlogs are not the likely option on privately owned property. Thus, where under-utilised government schools are not proximate, it is often possible that a number of neighbouring underutilised leased schools can be rationalised through merger and consolidation. In such instances it is recommended that such leased facilities be identified for purchase by the state to allow for proper maintenance and investment at these facilities. Refer to template 5.14 for a list of leased schools identified for possible purchase by government as identified in the District Analyses.

The 59 leased schools in the Cape Metropolitan area are concentrated in older suburbs, mainly the southern suburbs and central Cape Town where neighbouring schools are under-utilised. With better enrolment management most of the learners at leased schools could be accommodated in existing provincially-owned schools within the same areas to allow for savings on leases. Such instances had been assessed on a case by case basis and a strategy of closure, merger or acquisition has been recommended. In addition to the findings of the District Analysis, the WCED has recently approved a strategy to assess and consolidate properties leased by the WCED for educational purposes. This strategy provides further guidance in relation to the longer term management of leased facilities and identifies specific strategies to assist the WCED in reducing the burden of the leased portfolio on the budget.



Map 2.7: The distribution of lease schools throughout the Province



Map 2.8: The distribution of leased schools in the City of Cape Town

### 2.13 The District Analysis

The WCED's District Analyses, as published in previous versions of the U-AMP, were based on a desktop exercise using the WCED Infrastructure Planning GIS and associated information to determine the future of specific schools. Based on the geographic location of a school, expected growth of school enrolment and the population growth/decline of a specific area, certain infrastructure recommendations were made about the school, such as possible closure, merger, expansion, new or replacement school. Although consultations with districts took place in the past, the District Analyses were always skewed towards the desktop analyses, fed by real time cemis data.

In this U-AMP (2017/18) the District Analyses have been updated to more accurately reflect the needs of each Education District and have been combined with the recommendations of previous versions of the District Analyses. This has resulted in much more accurate District Analyses, which are the **WCED's ten (10) year infrastructure plan**. This U-AMP's District Analyses feature additional strategic recommendations relating to hostels, the possible purchase of leased facilities and additional classrooms (expansion schools and replacement of dilapidated structures). Additional information, such as accurate condition ratings of facilities, number of mobile units at schools, learner transport schemes and learner to classroom ratios add to a more accurate analysis and improved recommendations. The improved analyses allow for an improved longer term maintenance plan that covers more than ten years.

At this stage it is important to emphasise that over- or under-utilisation or failure to meet size thresholds does not in itself determine the future of a school. Instead, each school needs to be looked at in the context of the broader area it serves and circumstances at surrounding schools. This implies a more micro-level analysis to be conducted for each school at a sub-area level, to be aggregated into Circuit, District and Provincial analyses and reports. These micro-level analyses are the focus of Chapter 3.

### 2.14 Hostels and learner transport routes

The utilisation of hostels and the cost attached to the transportation of learners are taken into account during the district analyses and inform decisions on infrastructure investment. Hostels offer definite educational benefits to learners vis-à-vis the cost, security and safety of transporting learners. Rural learners, especially those attending high schools, often have to be transported to attend the closest school. Learner transport is provided to many rural learners.

The WCED manages 444 transport routes, plus 100 devolved routes – 544 in total. The transport of learners has a high risk of safety, given the conditions of the roads, human error and inclement weather. It is therefore the department's intention to reduce the number of transport schemes and to gradually replace the need for transport with infrastructure investment. On the other hand, the WCED has 119 schools with hostels

some with high utilisation levels, but some are under-utilised. Most of these hostels are in the rural areas, whilst only 13 are in the urban areas.

It is clear that the need for accommodation exists in the rural areas and towns, where a more comprehensive education programme can be offered. In order to optimally utilise infrastructure, small schools with hostels where there is a low utilisation, have been looked at in order to maximise utilisation. Where these schools are located within reasonable distance from bigger schools, a cluster will be created which will incorporate the small farm schools. In order to facilitate the clustering, schools will be expanded by adding more classrooms, and hostels will also be expanded, if necessary, to accommodate learners. There will always be exceptions in remote areas or where it is impractical to consolidate schools.

The district analyses have identified such clusters where learner transport can be curtailed or terminated, and learners be given the advantage of bigger schools with mono-grade teaching with a variety of extra-mural programmes. The consolidation process might imply additional classrooms, extensions to existing hostels or even the building of new hostels. The implementation of these consolidations will be dealt with sensitively and procedurally, and in the best interest of the learners.

Hostels provide a safe environment for learners to stay, three meals per day, study facilities, supervision, teacher support, and time to participate in after-school and extra-curricular activities. The utilisation of hostels has become a high priority to the WCED. Consequently, the department has a 10 year hostel plan and funds will be dedicated to this programme.

## CHAPTER 3

### MICRO-LEVEL ANALYSIS OF SUPPLY AND DEMAND

#### 3.1 Demand and supply summary for the Province as a whole

In previous U-AMPs the District Analyses were largely based on desktop studies by head office officials on the utilisation of school infrastructure (supply) and associated enrolment (demand). Although this desktop analysis proved useful at that time, this type of analysis is removed from the reality at district level, where issues regarding quintiles, school fees and admission policies affect the optimal use of education infrastructure.

Another reason for the changes between this and previous analyses is that previous analyses focussed mainly on optimising the (then) utilisation of school infrastructure and accommodating existing enrolments. This U-AMP places greater emphasis on the anticipated future demands spanning the upcoming 10 years. Table 3.1 represents a summary of the most recent district needs.

The specific updated analysis of each district contains a more accurate 10-year projection than previous analyses. The updated District Analyses reveal the need for greater emphasis on new build and expansion at existing schools. Although the new analyses place a greater emphasis on new build, it is important to note that up to 50 new schools are already included in the 2016/17 U-AMP budget. In addition, more schools are recommended for closure compared to previous analyses, although the new analyses place a greater emphasis on the consolidation of schools.

It is important to note that the number of schools identified for replacement province-wide is 113. Leased schools are excluded. Should the department acquire any leased property through the Department of Transport and Public Works, an assessment will be made at that point whether the facility needs replacement or upgrading. It remains the department's top priority to first replace the 26 schools built entirely of asbestos material in its 10-year plan.

Programme / Project (2017/18)	Cape Winelands	Eden and Central Karoo	Metro Central	Metro East	Metro North	Metro South	Overberg	West Coast	Western Cape Province
New schools	9	13	2	18	11	4	6	8	71
Receiving schools	39	38	7	2	10	3	3	20	122
Replacement schools	21	16	19	3	16	23	5	10	113
Additional classrooms	15	20	20	12	9	20	9	14	119
Split comb. schools	9	4	0	0	1	0	2	7	23
Decant Gr 8 & Gr 9	9	15	0	0	1	9	1	22	57



Under Utilised/ Non-viable schools	70	56	13	5	9	4	25	31	213
Purchase leased school	11	9	6	0	2	4	3	2	37
Upgrade hostels	2	8	0	0	0	0	1	1	12
New hostels	1	10	0	0	0	0	3	4	18

**Table 3.1: Summary of Projects per District in the Western Cape Province**

### 3.2 Demand for and supply of Grade R classrooms

The District Analyses to date have not taken Grade R facilities into consideration. The reason for this is partly due to the fact that the District Analyses focus on the utilisation of classroom space based on the required classroom space per learner as prescribed by the Planning Guidelines. In part, the Grade R roll-out, which restricted the development of Grade R facilities at a school (an average of 2 classrooms per school) also contributed to the ineffective and limited roll-out.

This U-AMP continues previous attempts made at improving the planning and effective roll-out of the Grade R classroom programme. Whereas in the past, the Gr R programme exclusively focussed on the construction of Gr R classrooms, suitably furnished and appropriately equipped, the new programme targets the appropriate conversion of Gr R classrooms which operate in classroom buildings at existing schools (provided there is an overprovision of classrooms for mainstream grades). The strategy is to provide such Gr R classrooms with e.g. hand basins, sanitation, kitchen facilities, appropriate furniture and equipment. In future, more emphasis will be placed on the conversion of Gr R classrooms than providing new facilities. This U-AMP suggests that excess to need classrooms be converted to customised Grade R facilities, rather than constructing new Grade R classrooms.

This approach will not only increase the rate of the Grade R facilities provision, but will also increase efficiency with regard to Grade R provisioning. This U-AMP further attempts to group Grade R projects into geographical areas linked to specific years of delivery. In doing so, the WCED hopes to increase value for money due to economies of scale.

In the Department's attempts to improve the Grade R facilities' provision, the infrastructure GIS has been expanded to include information on Grade R enrolments and Grade R class-groupings. The provisioning of new Gr R facilities has been coupled with efforts to convert classrooms (at schools offering Gr R but are using normal teaching classrooms) into appropriate Gr R facilities. New Gr R facilities will not be provided at schools listed to be replaced soon or in the future. The required Gr R facilities will automatically be included in new and replacement schools. Lastly, continued efforts will be made in the 2017/18 year to ensure conversion and optimal utilisation of existing space.



### **3.3 Equity issues in respect of demand and supply**

The separate District Analyses and interactions with district staff highlighted the challenge that rationalisation of supply and demand on purely utilisation logic of WCED schools will be greatly hampered by obstacles to relocate learners from one school to another.

The primary issue that could limit the movement of learners from overcrowded or under-utilised schools to nearby schools with surplus capacity is “school fees” or the quintile status of schools. It is unlikely that learners from non-fee paying schools will, as a consequence, easily gain access to fee paying schools. To overcome this constraint the possible expansion of a fee-paying exemption scheme needs to be investigated in the near future. The WCED has already made strides in improving the Norms and Standards (N&S) funding to schools. Quintiles 1-3 schools are no-fee schools, whilst provision is made for fee-paying schools to claim from the Department school fees of registered no-fee paying learners at the respective fee-paying school.

Another issue which could limit the movement of learners from over-crowded to under-utilised schools is the admission policy prescribed by School Governing Bodies (SGBs). In many instances the Districts have pointed to the fact that even though there is agreement with the findings of the District Analysis, the admission policy designed and administered by SGBs, could limit the actual implementation of the findings and prevent the movement of learners from one school to another. The WCED is currently compiling an Admission Policy for schools in the province, which could assist to facilitate a more inclusive intake of learners. A factor that needs to be taken into account would be the reasons for the out-migration from certain schools, resulting in under-utilised schools. Care should be taken when decisions are made to invest in the infrastructure of such schools because it might result in wasteful expenditure. Similarly, coordinated efforts can be introduced to stop the out-migration from such schools and infrastructure investment could then have the desired outcome of attracting learners and in doing so, release pressure on the budget to provide new infrastructure.

Lastly, language policy (LOLT) and/or the curriculum menu of offerings at specific schools could prevent the movement of learners from over-crowded to under-utilised schools. It is possible that in some instances under-utilised schools, that may have space available to accommodate a new language stream of learners, may not be willing to accommodate these learners because of language preference. The updated District Analyses attempt to take these limitations into account and provide a more accurate scenario with regards to demand and supply in relation to utilisation of existing educational infrastructure.

### **3.4 Cross-boundary migration**

Limited progress was made in previous U-AMPs with regard to properly investigate cross-boundary migration of learners. Attempts have been made throughout the last financial year to investigate cross-

boundary migration patterns of learners. These findings had been used (to a limited extent) in assessments, but have unfortunately not been compiled in a report format. As a result, this U-AMP does not yet allow for detailed analysis of the cross-boundary migration of learners.

Existing learner home address information was used to capture the suburb of origin of the majority of learners at a specific school in order to determine the places of residence of the majority of learners at a specific school. The WCED Infrastructure Planning GIS, however, does indicate schools that have existing learner transport schemes from a geographic area to a specific school. This information, unfortunately, does not allow any spatial analysis of these learner transport routes and the possible impact they have on the use of educational infrastructure.

There is considerable evidence in the Western Cape that parents send their children to schools which such parents perceive as better quality education opportunities. This reinforces the need for the WCED to address provision and inequalities between facilities in different areas.

Further analysis needs to be done with regard to the idea of neighbourhood schools and whether these schools are still needed. Analyses with regard to where learners come from will shed light on whether the concept of a neighbourhood school is still relevant. Without running ahead of future studies, it is expected that the appropriateness of a neighbourhood school is questioned in certain areas and that learners will go where they think they can get the best education. If this is true, the implication is that the WCED's current "Expansion Programme" is indeed the correct strategy to follow. Expansion along economic corridors, supported by the availability of public transport in those corridors, could be appropriate and cost-effective.

### **3.5 Comments and criticism regarding the GIS and its implications on school planning**

Although the WCED Infrastructure Planning GIS had been upgraded/updated, limitations still exist due to gaps within the GIS due to the absence/inaccuracy of specific data. Although the CEMIS data is regarded as reliable, the accuracy of NEIMS information is questionable. However, the data allows analysis on a micro level and for these findings to be brought up to an aggregate level.

Analysis and findings on a micro level are subject to further investigation and consultation with district- and school personnel which will eliminate any possible errors within the analysis. The above-mentioned concerns will not significantly affect the reliability of analyses done in the Education Districts on a macro scale.

Since the last U-AMP, information pertaining to Early Childhood Development (ECD) and Learners with Special Education Needs (LSEN) school data (specifically learner enrolments) has been added to the U-AMP.

Lastly, the GIS has been expanded to include information on enrolments per grade for each school (including Grade R), as well as the number of class groups that are accommodated at a school. This

information specifically helps in the type of micro level analysis that is sometimes required in decision making on infrastructure provisioning.

### **3.6 Census data per *sub-place* and availability of school accommodation in relation to existing population**

The GIS includes population data captured during the 2011 census as well as information on population distribution per sub-place (*sub-place being the smallest geographical entity in which population data can be captured and analysed*).

The population data captured in the GIS attempts to compare the total learner capacity of existing schools in a sub-place to the total school going age population of that specific sub-place. Limitations to this analysis are that schools located on the border of a specific sub-place are not taken into account when comparing utilisation of one sub-place to an adjacent one.

Consequently, certain areas might indicate an under-provision of school capacity, whereas the adjacent sub-place might indicate an over-supply of capacity (unused school accommodation). However, in reality learners would attend schools located outside of their sub-place and attend schools with space located in close proximity to their sub-place. This is proof of the fluidity of learner choices and school attendance, especially in Metropolitan schools.

However, when an analysis of this nature is attempted, the limitations with regard to sub-place migration have to be kept in mind in order to make credible conclusions and recommendations.

The analyses of the supply and demand of education facilities in each education district will now be discussed in detail.

### **3.7 Education District analyses**

Micro-level analyses has again been undertaken of each school in every education district of the Western Cape Province. The micro analyses focused on smaller geographic areas (sub-areas) within a circuit, where schools have a natural relationship to one another due to, inter alia, physiographic, transport network or locational proximity. Sub-area analyses have been aggregated into Circuit analyses which have been aggregated further into District Analyses. The summary reports presented below are at District level and represent the aggregation upwards from sub-area analyses. More detail is contained in the templates used to record the analysis.

The District Analyses included in this U-AMP reflect an integration of the feedback and proposals made by the Districts inclusive of technical assessments made by Head Office. The dynamics of District Analyses

revolve around an on-going process of interaction between Head Office and Education Districts. A 10-year planning horizon for the Districts (which are process-oriented, realistic and executable), is also embedded in the District Analysis.

The interactions with the Districts were used to determine the infrastructure priorities in each circuit, as well as the potential consolidation of infrastructure where necessary. The finding of each district analysis is to ascertain the extent of actual gaps between current stock of education facilities and the aggregate demand.

Recommendations are made in the District Analyses with regard to the future of specific schools. The infrastructural requirements of each school was envisioned regarding anticipated future demands as well as compliance with proposed service levels based on norms and standards. The results of the analyses are specific and contextually-informed recommendations were made on the future of all schools within the Districts. School-specific recommendations were also made with regard to the provision of new facilities. Aggregation of the output of these analyses allows for the compilation of a detailed and contextually informed schedule of infrastructure needs. Such schedules are presented below and are used in gap analyses in later chapters.

### **3.8 Cape Winelands Education District**

The Cape Winelands Education District consists of 10 circuits situated within the municipal geographical areas of Stellenbosch, Drakenstein, Witzenberg, Breede Valley and Langeberg. The District is largely rural, characterised by a number of small farm schools, with urban hubs in Stellenbosch, Paarl and Worcester. Latest enrolment figures for public ordinary schools excluding Gr R in the District is approximately 143 769, which represent an increase from the total of 131 514 five years ago.

#### **3.8.1 Utilisation**

At the time of the District Analysis, the District had 287 public ordinary schools consisting of 193 Primary Schools, 48 Secondary Schools and 33 Combined or Intermediate Schools. The schools have the capacity to house approximately 183 088 learners in total. Cape Winelands currently operates at an overall 77% utilisation of available space. Further analyses reveal a steady decline in enrolment at smaller rural schools, with increases in enrolments over the past 10 years at many medium to large schools in peri-urban centres. The analysis also reveals a skewed primary and high school utilisation. Primary School utilisation is currently at 67% while High School utilisation is at 89%, with very little room to increase learner numbers. Three (3) new schools opened in 2017: Somerset High School; Zwelethemba High School and Tulbagh Primary School.

### **3.8.2 Leased Schools and Schools built of Inappropriate Materials**

Data presented in this analysis reveal that of the 287 schools in the District, 95 schools are leased facilities. Further, there are approximately 31 schools built of inappropriate materials. Six (6) schools of inappropriate materials are situated on leased property and 25 on sites belonging to the state. Twenty one (21) inappropriate schools are scheduled for replacement and a few more have been identified for consolidation over the next 10 years. Some leased schools have been identified to form part of the infrastructure solution of the Department over the medium term (next 10 years). These properties are therefore recommended for purchase in order for the WCED to take ownership of these facilities and invest in the proper maintenance and appearance of these schools. These leased schools to be purchased will cost less than constructing new schools. Facilities can also be acquired in a shorter space of time than the time it would have taken to acquire land and to construct a new school. This implies that the Department can implement its strategy of consolidation within the shortest possible time and in doing so, provide learners a better opportunity for receiving quality education. The recommendation in this regard is for the WCED to continue leasing some schools until such a time that these facilities are no longer required by the Department and the schools can close.

In the process of consolidating and maximising the utilisation of education infrastructure, the Department will gradually phase-in the proto-types of primary and high schools, as suggested in the infrastructure guidelines. In doing so, combined and intermediate schools will be phased out where possible. There are 33 combined or intermediate facilities in the District. The WCED will in principle, assess the possibility to acquire the special school buildings currently leased at huge cost.

### **3.8.3 Schools flagged for Phasing Out**

Although previous versions of the District Analysis suggested the closure of approximately 65 Primary Schools in the long term, this District Analysis suggests the consolidation (closure or merger) of 70 primary schools over a longer term framework. This figure allows for the specific identification of schools that could potentially close with minimal impact on accommodation at receiving schools.

### **3.8.4 Refurbishment/Expansion**

The relocation of learners discussed in 3.8.3 will allow the Department to focus on the expansion and upgrading of existing facilities in the Region. The District Analysis recommends the replacement of 26 schools and the addition of classrooms at approximately 15 schools.

### **3.8.5 New Built**

According to the District Analysis, 9 new schools are proposed for the District of which 6 schools are included in previous U-AMPs. The proposed 9 schools are 6 high and 3 primary schools. Six (6) of the

proposed new schools are either in construction or planning. The other 3 schools will be developed in the next 6 to 10 years.

### 3.8.6 Hostels

The District Analysis recommended investment in hostels, either new built, refurbishment/maintenance or the expansion of existing hostels. The better utilisation of hostels will become an important mechanism for future learner placement and infrastructure investment in the District. Hostels will be expanded and/or provided where education hubs are formed to accommodate learners from small town schools.

### 3.8.7 Statistical Summary

Based on data available as presented in the District Analysis, the expected result of the implementation of the medium term plan is summarised below:

Programme / Project	Circuit 1	Circuit 2	Circuit 3	Circuit 4	Circuit 5	Circuit 6	Circuit 7	Circuit 8	Circuit 9	Circuit 10	Cape Winelands
New schools	2	1	1	0	1	0	1	1	0	2	9
Receiving schools	3	0	5	6	2	1	1	1	11	9	39
Replacement schools	0	3	1	3	2	5	2	0	1	3	21
Additional classrooms	1	0	1	0	2	0	3	3	1	4	15
Split comb. schools	2	0	0	1	1	0	1	0	2	2	9
Decant Gr 8 & Gr 9	1	0	1	0	0	0	1	0	4	2	9
Under Utilised/ Non-viable schools	5	0	5	13	2	1	2	1	18	23	70
Purchase leased schools	4	1	0	2	0	0	0	2	0	2	11
Upgrade hostels	0	0	0	0	0	0	0	0	2	0	2
New hostels	0	0	0	0	0	0	0	0	1	0	1

Table 3.2: Summary of projects per circuit in Cape Winelands Education District

## 3.9 Eden and Central Karoo Education District

Eden and Central Karoo is a vast rural education district, punctuated with small and medium sized towns and a few larger towns e.g. George, Knysna, Plettenberg Bay, Mossel Bay, Oudtshoorn and Beaufort West. These towns are separated by relatively large distances ranging between 70km to 248 km. This resulted in the establishment of many small farm schools (often leased) and a high proportion of combined facilities. At the time of the District Analysis, the District is divided into 8 circuits that cover areas from Riversdale, Heidelberg, Mossel Bay, George, Knysna, Ladysmith, Uniondale, Oudtshoorn, Calitzdorp, Laingsburg, Beaufort West, Prince Albert to Murraysburg. The overall enrolment figures in Eden and Central Karoo have increased by approximately 4.6% over the past 5 years from 109 351 to 119 008. The District has 209 public ordinary schools consisting of 135 Primary schools, 40 High schools, 22 Intermediate schools and 8 Combined schools.

### **3.9.1 Utilisation**

The classroom utilisation is below 30 learners per class in 119 of the 210 schools. The high number of multi-grade schools that cannot be closed contributes to this fairly low utilisation. In four of the circuits 60-70% of the classes on average accommodate less than 30 learners per classroom. Over-utilisation still affects the Knysna/Plettenberg Bay- and George areas. New schools in Knysna and Plettenberg Bay brought relief. A new high school in Thembaletu as well as the establishment of Heatherlands High School will lower overcrowded classes at Thembaletu Secondary School where the classroom ratio is high as 51 learners per class.

There are 86 787 (69%) primary- and 39 284 (31%) secondary school learners. There is a higher proportion of primary school learners than in other districts. Post-primary school learners from the rural and isolated communities are often sent to larger centres for secondary schooling which explains the large difference in numbers between Primary School enrolments and Secondary School enrolments. The geographic isolation has led to a unique district school utilisation scenario inclusive of a high proportion of combined schools and many small schools. This district has 66 small schools under the minimum 230 learner enrolment norm. However, many of these schools cannot be closed due to the geographic isolation of these schools.

#### **3.9.1.1 Under-Utilisation (Over-provision)**

The over-provision of facilities is most noticeable in Circuit 6. The circuit services the Oudtshoorn and Uniondale areas. These areas accommodate 12 701 learners in 27 schools. It comprises of 3 Secondary Schools, 5 Intermediate/Combined Schools and 19 Primary Schools. More than 60% of these schools have learner classroom ratios of less than 30:1.

#### **3.9.1.2 Over-Utilisation (Under-provision)**

In contrast, under-provision is predominant in Circuit 4 with high school accommodation needs in the Knysna and Plettenberg Bay areas. The under-provision of school accommodation and facilities is prominent in the southern parts of George (south of the N2 - parts of Circuit 3 and Circuit 8), with specific reference to secondary education. A high degree of over-subscription is evident where 15 373 secondary school learners need to be accommodated within a learner-classroom ratio of 40:1. A new secondary school in the southern parts of George will lessen the (existing) burden on the over-subscribed secondary schools.

### **3.9.2 Replacement of Schools**

Eden and Central Karoo has 53 public ordinary schools which are leased, of which 14 are constructed of inappropriate materials. In total, the District has 39 schools built of inappropriate materials. Rationalisation of combined and intermediate facilities are also suggested where possible, resulting in the separation of



primary and secondary facilities. With regard to the 4 facilities recommended in this District Analysis, transportation and logistics studies still need to be carried out on an ad hoc basis to confirm the viability of these suggestions.

The District Analysis recommends the replacement of 16 WCED-owned schools built of inappropriate materials. However, the closure of these schools in the District needs to be underpinned by a well-developed hostel system, hostel policy and/or learner transport system. As mentioned throughout this document, schools identified for closure or amalgamation would require further investigation and consultation with all relevant stakeholders. The use and retention of leased schools will also have to be assessed on an individual basis.

### **3.9.3 Schools flagged for Consolidation**

The District Analysis recommended the closure of 20 schools over the medium term. This means the closure of approximately 44 of the 72 leased facilities and of 12 leased schools built of inappropriate materials over the medium term of 10 years. This includes mostly leased schools and some schools built of inappropriate materials.

### **3.9.4 Additional Classrooms/Expansion**

The District Analysis recommends that additional classrooms be constructed at 35 schools in the District. This is a combination of expansion, replacement of dilapidated mobile classrooms and additional classrooms to alleviate existing enrolment pressure at schools.

### **3.9.5 New Built**

The critical infrastructure requirement for the District remains High Schools, although the District Analysis recommended the construction of 6 new high schools and 7 new primary schools over the medium term. These new schools will complement the proposed expansion of schools in order to accommodate the growth of learners in the District.

### **3.9.6 Statistical Summary**

Based on data available as presented in the District Analysis, the expected result of the implementation of the medium term plan is summarised below:

Programme / Project	Circuit 1	Circuit 2	Circuit 3	Circuit 4	Circuit 5	Circuit 6	Circuit 7	Circuit 8	Eden and Central Karoo
New schools	0	2	2	4	0	1	0	4	13
Receiving schools	11	2	4	2	6	4	5	4	38
Replacement schools	2	3	2	2	4	2	1	0	16
Additional classrooms	4	2	0	2	2	3	2	5	20
Split comb. schools	1	0	0	0	0	2	0	1	4
Decant Gr 8 & Gr 9	6	0	0	1	4	1	2	1	15
Under Utilised/ Non-viable schools	9	3	6	3	10	12	7	6	56
Purchase leased school	2	1	1	0	2	1	0	2	9
Upgrade hostels	1	1	0	2	1	0	2	1	8
New hostels	4	1	1	1	1	0	1	1	10

Table 3.3: Summary of Projects per Circuit in Eden and Central Karoo Education District

### 3.10 Metro Central Education District

Metro Central is a mature district, characterised by well-established schools in most circuits and with relatively stable learner numbers. At the time of the District Analysis, the District is divided into 10 circuits, with 205 public ordinary schools and 21 special schools that cover suburbs in the Cape Metro including: Cape Town Central (City Bowl), Hout Bay, Maitland, Pinelands, Bonteheuwel, Athlone, Akasia Park, Claremont, Newlands, Rosebank, Mowbray, Rondebosch, Woodstock, Salt River and Kensington, Langa, Gugulethu, Manenberg and Hanover Park. Unlike other districts in the Western Cape, the overall enrolment figures in Metro Central have been stable over the past 10 years (from 128 318 ten years ago to 129 123 learners at present).

#### 3.10.1 Utilisation

At the time of the District Analysis, the District had an average utilisation of 75%, which is lower than the other Metro Education Districts.

##### 3.10.1.1 Under-Utilisation

A total of 104 Schools have currently under-utilisation figures of below 75%. Of these, the highest number (21 schools) is in the City Centre, followed by Circuit 3 (20 schools) and Circuit 6 (18 schools). The nature of the learner population, except for Circuit 5, has led to the development of distinct characteristics which include very few combined or intermediate facilities, large or extra-large facilities which are now underutilised and numerous schools in the City Bowl which have become “commuter schools”.

### **3.10.1.2 Over-Utilisation**

The District Analysis found that approximately 34 schools registered as being over-utilised with a total enrolment of approximately 28 254 learners. This translates into approximately 3711 “too many” learners at these schools.

Over-utilisation of facilities is most noticeable in Circuit 2 which comprises most of the City Bowl, Camps Bay, Sea Point, Walmer Estate and parts of Hout Bay. Circuit 2 has one of the most pressing hotspots in the District, namely Hout Bay, where there is an urgent requirement for high school facilities. Transporting these learners to other areas is problematic due to the geographical isolation of Hout Bay from the nearest underutilised High School.

### **3.10.2 Leased Schools and Schools built of Inappropriate Materials**

The District Analysis identified 21 leased facilities and 34 schools built of inappropriate material in the District. Only 2 leased facilities are schools built of inappropriate materials. The District Analysis recommended 19 of the 34 schools built of inappropriate materials for replacement. A number of other schools built of inappropriate materials are marked for closure or amalgamation. It further recommended that 6 leased facilities be investigated for possible acquisition.

### **3.10.3 Schools Flagged for Consolidation**

The District Analysis recommends the closure of 13 schools of which 3 are built of inappropriate materials and 3 are leased facilities. Although this is far less than the recommendation made in the previous District Analysis, this is probably a more accurate reflection of a medium timeframe strategy of 10 years. This recommendation does not imply that schools with low enrolment may not be considered for closure over a longer timeframe. Thought should be given to the possibility of reinforcing the “commuter school” dynamic already evident in the District rather than thinking of closure. This could be achieved by offering specialised education programmes with metro-wide appeal as is the case in many inner city areas in other countries.

### **3.10.4 Additional Classrooms / Expansion**

The District Analysis recommends that additional classrooms be constructed at 20 schools in the District. This is a combination of expansion, replacement of dilapidated mobile classrooms and additional classrooms to alleviate existing enrolment pressure at schools.

### **3.10.5 New Built**

According to the District Analysis, the critical infrastructure requirement for the District is 2 new high schools.

### 3.10.6 Statistical Summary

Based on data available as presented in the District Analysis, the expected result of the implementation of the medium term plan is summarised below:

Programme / project	Circuit 1	Circuit 2	Circuit 3	Circuit 4	Circuit 5	Circuit 6	Circuit 7	Circuit 8	Circuit 9	Circuit 10	Metro Central
New schools	0	2	0	0	0	0	0	0	0	0	2
Receiving schools	0	1	1	1	1	3	0	0	0	0	7
Replacement schools	0	0	1	1	5	12	0	0	0	0	19
Additional classrooms	2	2	3	2	0	2	0	3	3	3	20
Split comb. schools	0	0	0	0	0	0	0	0	0	0	0
Decant Gr 8 & Gr 9	0	0	0	0	0	0	0	0	0	0	0
Under Utilised/ Non-viable schools	0	4	2	0	2	2	0	1	1	1	13
Purchase leased school	1	0	0	0	1	0	0	2	2	0	6
Upgrade hostels	0	0	0	0	0	0	0	0	0	0	0
New hostels	0	0	0	0	0	0	0	0	0	0	0

Table 3.4: Summary of Projects per Circuit in Metro Central Education District

### 3.11 Metro East Education District

The Metro East Education District is a highly urbanised district that includes a number of areas still experiencing rapid growth over the past 10 years because of the establishment of large housing developments, with more in either the planning or construction phase. The District is divided into 9 circuits covering Khayelitsha, the Helderberg Basin, Blue Downs, Kuilsriver, Eerste River, parts of Bellville, Brackenfell, Kraaifontein, Wallacedene and Bloekombos. At the time of conducting the District Analysis, the District had 185 public ordinary schools, made up of 113 Primary schools, 58 High schools, 3 Intermediate schools, 11 LSEN schools and no Combined schools.

The overall enrolment figures in the Metro East Education District increased marginally over the five years (from 139 656 to 182 784). This should be seen more as a reflection of the carrying capacity of facilities in the area, rather than the actual demand for facilities which could be higher than the enrolment figures suggest.

#### 3.11.1 Utilisation

According to the District Analysis the overall utilisation in the Metro East District is 91% of available capacity. The analysis indicates minor variation between the utilisation of High schools and Primary schools. The

overall utilisation for high schools is 89% and for primary schools 92%. Utilisation data suggests that the District is over-supplied with Primary Schools in some areas and under-supplied in others. It also emphasises the under-supply of High schools (also circuit dependent).

### 3.11.2 Leased Schools

Metro East has 10 leased public ordinary school facilities (primary schools & LSEN). The District Analysis recommends the closure of these schools. The District Analysis does not suggest the purchasing of leased properties in this District.

### 3.11.3 Schools built from Inappropriate Materials

The district has 9 schools built of inappropriate materials. Many of these are schools consisting of mobile units brought in to alleviate overcrowding at existing facilities. These schools will have to be upgraded eventually whilst only three (3) will be replaced.

### 3.11.4 Additional Classrooms/Expansion

While it is recognised that expansion is preferable to new buildings, in many cases extra-large schools that are under severe utilisation pressure cannot be considered for expansion. Despite this, the District Analysis recommends that additional classrooms be constructed at 12 schools in the District. This is a combination of expansion, replacement of dilapidated mobile classrooms and additional classrooms to alleviate existing enrolment pressure at schools.

### 3.11.5 New Built

According to the District Analysis 18 new schools are recommended over the medium term of 10 years. Many of these schools recommended by the District Analysis are already budgeted for in the current U-AMP, while the remainder of these new schools will be accommodated in future U-AMPs. The district has undergone rapid expansion and more large scale housing developments have been planned for some areas of the district.

### 3.11.6 Statistical Summary

Based on data available as presented in the District Analysis, the expected result of the implementation of the medium term plan is summarised below:

Programme / Project	Circuit 1	Circuit 2	Circuit 3	Circuit 4	Circuit 5	Circuit 6	Circuit 7	Circuit 8	Circuit 9	Metro East
New schools	2	3	1	0	1	2	4	2	3	18
Receiving schools	0	0	2	0	0	0	0	0	0	2

Replacement schools	1	0	0	0	1	0	1	0	0	3
Additional classrooms	3	1	1	1	2	2	0	1	1	12
Split comb. schools	0	0	0	0	0	0	0	0	0	0
Decant Gr 8 & Gr 9	0	0	0	0	0	0	0	0	0	0
Under Utilised/ Non-viable schools	1	0	1	0	1	0	1	1	0	5
Purchase lease school	0	0	0	0	0	0	0	0	0	0
Upgrade hostels	0	0	0	0	0	0	0	0	0	0
New hostels	0	0	0	0	0	0	0	0	0	0

Table 3.5: Summary of projects per circuit in Metro East Education District

### 3.12 Metro North Education District

The Metro North Education District consists of 10 circuits all situated in the northern areas of the Cape Metro. The main suburbs or areas which make up the District are: Delft, Mfuleni, Wesbank, Belhar, Bellville-South, Bellville-Central, Parow, Goodwood, Elsiesrivier, Ravensmead, Epping, Bishop Lavis, Platteklouf, Edgemead, Bothasig, Welgemoed, Durbanville, Milnerton, Tableview, Blouberg, Melkbosstrand, Atlantis, Mamre, Pella, Fisantekraal, the Koeberg Corridor, Klipheuwel and Philidelphia.

The latest enrolment figures in the District is 177 347. This represents an increase of 15 718 learners over the past 10 years from the previous total of 161 629 learners, but a slight decrease over the 177 528 learners 5 years ago. This can be attributed to the re-alignment of the district boundaries in 2015/16. At the time of the District Analysis, the District had 201 public ordinary schools, made up of 131 Primary schools, 53 High schools, 3 Intermediate schools and 1 Combined school. The District currently has an overall 83% utilisation level of available space. The District has 10 ordinary leased schools and approximately 32 schools built from inappropriate materials of which 16 has been identified for replacement.

#### 3.12.1 Utilisation

While current overall utilisation is high, further analyses reveal a difference between primary and high school utilisation. Primary School utilisation is currently 79% while High School utilisation is 92%, with very little room for increasing learner numbers. The high school utilisation is high due to the perception of good education at high schools.

##### 3.12.1.1 Under-Utilised Schools

A number of schools in the District have very low utilization levels with associated low enrolments, which are either recommended for closure or merger (consolidation). These schools have been carefully selected to ensure that learners can be accommodated at alternative schools, with minimal infrastructural impact and disruption to learners as well as the teaching and learning programme. Any consolidation plan will ensure improved educational outcomes.

### **3.12.1.2 Over-Subscribed Schools in Dense Areas with other Schools nearby**

Eleven (11) of the over-utilised schools have an utilisation figure of over 130%. The largest concentration of these schools is in Delft and to a lesser extent Mfuleni. The recommendation in these cases is to build new schools and investigate possible expansion at existing schools, depending on sufficient available land and the current enrolment. These areas have a high concentration of schools, which makes expansion possible. The fact that there is tremendous expansion in the Sunningdale/ Parklands area puts immense pressure on schools to accommodate Grade R and Grade 1 learners in the area. However, many of these schools already have high enrolments which make further expansion difficult. The growth of learners in the Metro North is caused by migrating families, especially to newly established housing developments.

### **3.12.1.3 Over-Subscribed School in Isolated Areas**

Other areas with over-utilised facilities include Delft, Du Noon, Crossroads, Vissershok and Klipheuwel. The recommendation in most of these cases is either the building of new schools, replacement of schools or the expansion of existing facilities. Most of the areas where new schools or replacements have been recommended are “isolated” without any nearby schools to accommodate learners. Two other areas that show over-utilisation at some facilities are Belhar and Atlantis. The over-utilised facilities in these areas are the exception as there are numerous other schools in the same area that are under-utilised. The LOLT of some schools will be reviewed to accommodate Xhosa-speaking learners.

### **3.12.2. Extra-large schools**

The analysis focused on the concentration of extra-large schools. The possible reasons for some of these schools could be ascribed to the fact that they have benefitted from infrastructure spend in the past or through additional infrastructure investment by the schools themselves after 1994. The Durbanville area is a good example of sufficiently utilised schools (below 100%) that have over 1 500 learners in more than one primary school in the area. Hence, it is recommended that a new primary and a new High School should be built in the Durbanville/Uitzicht/Langeberg areas, with fast expanding housing schemes in construction phase already.

### **3.12.3 High schools vs. Primary schools**

Another aspect that requires further investigation and strategy is the discrepancy between overall primary school utilisation (79%) and overall high school utilisation (92%). The District Analysis strongly suggests a need for high schools in certain areas. Amongst other things, it is recommended that the vastly under-utilised primary school facilities are converted into new high school facilities. It is also recommended that the building of new facilities, replacement of “plankie”-schools and the expansion of existing facilities are investigated with the purpose of expanding high school accommodation.



### 3.12.4 Schools flagged for Consolidation

The analysis of the District indicates the need to close several primary schools. Reasons for closing include declining learner numbers, use of better maintained infrastructure for high school accommodation and the cost of private property leased as ordinary public schools. The District Analysis recommends the closure of 9 schools, but this will be well researched with a plan of action including the consultation with the various communities.

### 3.12.5 Combined and Intermediate Schools

There is a definite decline in the number of intermediate schools in the District, signaling a move towards standardised schools in line with WCED planning norms and standards.

### 3.12.6 Statistical Summary

Based on data available in the District Analysis, the expected result of the implementation of the medium term plan is summarised below:

Programme / Project	Circuit 1	Circuit 2	Circuit 3	Circuit 4	Circuit 5	Circuit 6	Circuit 7	Circuit 8	Circuit 9	Circuit 10	Metro North
New schools	1	0	0	0	1	1	3	0	2	3	11
Receiving schools	1	2	3	0	0	0	1	3	0	0	10
Replacement schools	4	4	1	0	4	3	0	0	0	0	16
Additional classrooms	1	0	0	1	1	0	1	2	3	0	9
Split comb. schools	0	1	0	0	0	0	0	0	0	0	1
Decant Gr 8 & Gr 9	0	0	0	0	0	0	1	0	0	0	1
Under Utilised/ Non-viable schools	0	2	2	0	0	0	2	3	0	0	9
Purchase leased school	0	1	0	0	0	0	0	0	0	1	2
Upgrade hostels	0	0	0	0	0	0	0	0	0	0	0
New hostels	0	0	0	0	0	0	0	0	0	0	0

**Table 3.6: Summary of Projects per Circuit in Metro North Education District**

### 3.13. Metro South Education District

The Metro South Education District consists of 9 circuits, all situated in the southern region of the Cape Metro. The main suburbs or areas which make up the District are: Kommetjie, Ocean View, Masiphumelele, Fish Hoek, Simon's Town, Muizenberg, Lakeside, Kirstenhof, Bergvliet, Retreat, Diepriver, Pelican Park, Constantia, Grassy Park, Lavender Hill, Retreat, Parkwood, Heathfield, Lotus River, Ottery, Plumstead, Wynberg, Bishopscourt, Philippi, Crossroads, Heinz Park, Gugulethu, Brown's Farm, Samora Machel, Strandfontein, Nyanga, Mandalay and Mitchells Plain.

The current learner enrolment is approximately 187 754. This represents an 17,9% increase from a previous total of 159 239 learners five years ago. At the time of the District Analysis, the District had 208 public

ordinary schools, made up of 131 Primary schools, 54 High schools, 12 Intermediate schools and 1 Combined school. The District operates at an overall 87% utilisation of available space. The District has 18 leased schools and approximately 23 schools built of inappropriate materials.

### **3.13.1 Utilisation**

Whilst the current utilisation figure for the District is good, analysis reveals an inconsistent pattern between primary and high school utilisation. Intermediate school utilisation is currently at 94%, primary school utilisation is at 92% while High school utilisation is an overall 100%. Other than the one combined school which is at 63% utilisation, there is very little room for increasing learner numbers.

#### **3.13.1.1 Under-Utilisation**

46 schools in the District have an utilisation rate of below 75%. Closures and/or mergers with other schools do not seem to be a simple option for under-utilised schools in this district as these schools are not located in close proximity to one another. In most cases, it is recommended that enrolments be managed by moving learners from over-utilised schools to under-utilised facilities.

#### **3.13.1.2 Over-Utilisation**

Seventy-nine (79) schools show over-utilisation of more than 100%. The largest concentration of these schools is in Mitchell's Plain and in the Browns Farm/Samora Machel and the Lower Crossroads areas. It is recommended that expansion at existing facilities is investigated to convert schools to Extra-Large school facilities (where sound management capability is present and space allows it), as well as to replace schools built of inappropriate materials with extra-large facilities.

### **3.13.2 Extra-Large Schools**

Another characteristic is the concentration of extra-large schools in the District. However, some of these schools did not necessarily register as grossly over-utilised facilities, but remain extra-large schools. The largest concentration of these extra-large schools is in the Tafelsig (Mitchell's Plain) area, however, note must be taken of Ukhanya Primary School in the Masiphumelele area which is classified as an extra-large school. It is currently the only Primary school in the area.

### **3.13.3 High Schools vs. Primary Schools**

The District analysis shows a Primary School utilisation of 92% and an overall High School utilization of 100%. This implies that the District should be in a position to accommodate more primary than high school learners. However, the District recommended that 4 new primary schools be constructed and that additional classrooms be added at the primary school in the Pelican Park area. Additional classrooms are also to be considered at the High school in Ocean View. Further investigation and strategy is needed to fully understand the discrepancy between overall utilization in the District.

### 3.13.4 Schools flagged for Consolidation

The District Analysis recommended the merging/ conversion of 4 schools in the District, inclusive of one ordinary public school to be converted to a School of Skills.

### 3.13.5 Statistical Summary

Based on data available as presented in the District Analysis and making provision for possible double counting, the expected result of the implementation of the medium term plan is summarised below:

Programme / Project	Circuit 1	Circuit 2	Circuit 3	Circuit 4	Circuit 5	Circuit 6	Circuit 7	Circuit 8	Circuit 9	Metro South
New schools	0	1	0	0	2	0	1	0	0	4
Receiving schools	0	0	1	0	0	0	0	0	2	3
Replacement schools	6	3	8	2	2	0	2	0	0	3
Additional classrooms	5	0	0	5	2	2	0	3	3	20
Split comb. schools	0	0	0	0	0	0	0	0	0	0
Decant Gr 8 & Gr 9	0	3	0	0	1	1	1	1	2	9
Under Utilised/ Non-viable schools	0	1	1	0	0	1	0	0	1	4
Purchase leased school	0	1	1	0	0	2	0	0	0	4
Upgrade hostels	0	0	0	0	0	0	0	0	0	0
New hostels	0	0	0	0	0	0	0	0	0	0

Table 3.7: Summary of Projects per Circuit in Metro South Education District

### 3.14 Overberg Education District

The Overberg is a largely rural district punctuated by medium sized and large towns (Swellendam, Bredasdorp, Caledon, Hermanus, Grabouw, Villiersdorp) as well as a number of villages, serving mainly farming or fishing communities (Hawston, Elgin, Kleinmond, Gansbaai and Agulhas) and separated by mountains rather than distance as in other rural districts.

The District has 86 public ordinary schools, made up of 58 Primary, 15 High, 7 Intermediate and 4 Combined schools. Currently, there are 44 647 learners in the Overberg Education District. The District is divided into 3 Circuits and overall enrolment figures in the Overberg have increased by 14% over the past 5 years, with consistency in growth. The learners are made up of 70% primary and 30% high school learners.

### **3.14.1 Utilisation of Existing School Space**

The overall utilisation in the Overberg District is 77%, which is lower than some of the other districts in the Western Cape. The utilisation factor is hugely influenced by attributes of the geographical areas and diversity of density of population per area. Isolation is another factor to be taken into account.

#### **3.14.1.2 Under-Utilisation**

Under-utilisation is predominantly found within the very small Primary school facilities. Almost 30% of school facilities in the Overberg are primary schools of less than 322 m<sup>2</sup> (the lower size limit for small schools). Gansbaai Primary School and Swartberg Secondary School both occupy large buildings, yet have utilisation factors below 50%. The fact that both the lowest and highest utilisation figures for the District are found at Primary Schools is indicative of the geographic challenges that limit meaningful planning and optimal utilisation of infrastructure. Overall utilisation figures in the 3 circuits are 75% for Circuit 1, 80% for Circuit 2 and 75% for Circuit 3.

#### **3.14.1.2 Over-Utilisation**

The highest value over-utilisation figure currently, is at Kosie de Wet PS in Villiersdorp which is 138%.

### **3.14.2 Leased Schools and Schools Built from Inappropriate Material**

Overberg has 28 leased facilities and 12 schools built of inappropriate material. One school is built of inappropriate material and is also a leased facility. The District Analysis recommended that this leased school be purchased in order to enable the replacement of this school. The District Analysis further recommends the replacement of 5 schools built of inappropriate materials.

### **3.14.3 Schools Flagged for Consolidation**

The District Analysis recommended (according to cold statistics) that 25 Primary Schools be closed in the medium term, with an additional 5 schools to be merged (consolidated). This includes nine (9) leased schools. Rationalisation of combined and intermediate facilities has also been undertaken where possible. In all cases, transportation and logistical studies still need to be carried out.

### **3.14.4 Additional Classrooms/Expansion**

The District Analysis recommends that additional classrooms be constructed at 9 schools to alleviate existing enrolment pressure. Another 9 schools with dilapidated mobile classrooms will be replaced.

### 3.14.5 New Built

The District Analysis recommended the construction of 5 new primary schools and 1 new high school.

### 3.14.6 Statistical Summary

Based on data available as presented in the District Analysis, the expected result of the implementation of the medium term plan is summarised below:

Programme / Project	Circuit 1	Circuit 2	Circuit 3	Overberg
New schools	1	3	2	6
Receiving schools	1	0	2	3
Replacement schools	2	2	1	5
Additional classrooms	4	4	1	9
Split comb. schools	0	1	1	2
Decant Gr 8 & Gr 9	0	0	1	1
Under Utilised/ Non-viable schools	11	6	8	25
Purchase leased school	1	1	1	3
Upgrade hostels	0	1	0	1
New hostels	1	1	1	3

**Table 3.8: Summary of Projects per Circuit in Overberg Education District**

## 3.15 West Coast Education District

The West Coast Education District is a largely rural district responsible for delivery in and around the following major towns: Malmesbury, Vredenburg, Saldanha Bay, Piketberg, Clanwilliam, and Vredendal. The District consists of 5 circuits situated in the Swartland, Bergrivier, Saldanha, Cederberg and Matzikama Municipalities. There is a total of 128 primary, intermediate, combined and high schools in this district. Enrolment figures have, over the past 5 years, steadily increased by 14.%. Currently there are 66 079 public ordinary school learners, of which 72,9% are primary school learners and 27.1% are high school learners.

### 3.15.1 Utilisation

The overall utilisation in the West Coast District is 87.7%, with primary school facilities at an utilisation level of 85%, high school facilities at an overall utilisation of 96.58% and combined and intermediate schools at an utilisation level of 89.3 %.

### **3.15.1.1 Under-Utilised Facilities**

Under-utilisation and over-utilisation is predominantly found within very small facilities, where small numbers produce high percentile changes that can distort perceptions. This confirms the assumption that there is an oversupply of primary schools and a requirement in some areas for either conversion or splitting of facilities to provide space for high school learners.

### **3.15.1.2 Over-Utilised Facilities**

Disproportionate numbers of over-utilised facilities are found in Circuits 1 and 3 where respectively 12 out of 25 schools and 10 out of 23 schools have utilisation rates of over 100% relative to the other 3 circuits. Secondary schools in these circuits are particularly over-utilised, with figures of 99.1% in Circuit 1 and 109.3% in Circuit 3.

The District has a high number of combined or intermediate facilities (31). Many of these are geographically isolated and will not be easy to split. Splitting may result in a sharp increase in underutilised facilities.

Furthermore, the District has a large percentage of leased facilities (40 out of 125 schools at 33%) where decisions will have to be made whether to purchase and develop, or whether to consolidate.

### **3.15.2 Leased Schools and Schools built from Inappropriate Material**

Of the 39 leased facilities in the West Coast District, 5 of the schools on leased properties are constructed of inappropriate materials.

In total there are 16 schools built with inappropriate materials, of which 10 are recommended for replacement and two for closure, dependent on the new school to be built in St Helena Bay.

### **3.15.3 Schools Flagged for Consolidation**

The District Analysis indicates that 31 schools could close. Of these, 26 schools are on leased property. Rationalisation of combined and intermediate facilities that will result in the separation of primary and high school facilities could be undertaken where possible. The relocation of learners to identified receiving schools is to be consulted with all relevant stakeholders. The transfer of learners from smaller schools to larger facilities may result in expansion of buildings at the latter.

### 3.15.4 Additional Classrooms / Expansion

To alleviate existing enrolment pressure experienced in schools, the District Analysis recommends the construction of additional classrooms at 14 schools. Construction in this regard includes a combination of expansion/relief, replacement of dilapidated mobile classrooms, and building of additional classrooms.

### 3.15.5 New Built

The District Analysis recommended the construction of 8 new schools (3 primary schools and 5 secondary schools).

### 3.15.6 Statistical Summary

Based on data available as presented in the District Analysis, the expected result of the implementation of the medium term plan is summarised below:

Programme / Project	Circuit 1	Circuit 2	Circuit 3	Circuit 4	Circuit 5	West Coast
New schools	2	3	3	0	0	8
Receiving schools	3	4	1	4	8	20
Replacement schools	1	1	5	0	3	10
Additional classrooms	2	2	5	2	3	14
Split comb. schools	0	1	2	2	2	7
Decant Gr 8 & Gr 9	4	4	6	2	6	22
Under Utilised/ Non-viable schools	7	7	2	10	5	31
Purchase leased school	0	2	0	0	0	2
Upgrade hostels	0	1	0	0	0	1
New hostels	0	2	0	1	1	4

Table 3.9: Summary of projects per circuit in West Coast Education District

Having analysed the needs (demand versus supply) in the eight education districts, Chapter 4 focuses on the current infrastructure facilities under the department management.



## CHAPTER 4

### WCED INFRASTRUCTURE PORTFOLIO: THE SUPPLY SIDE

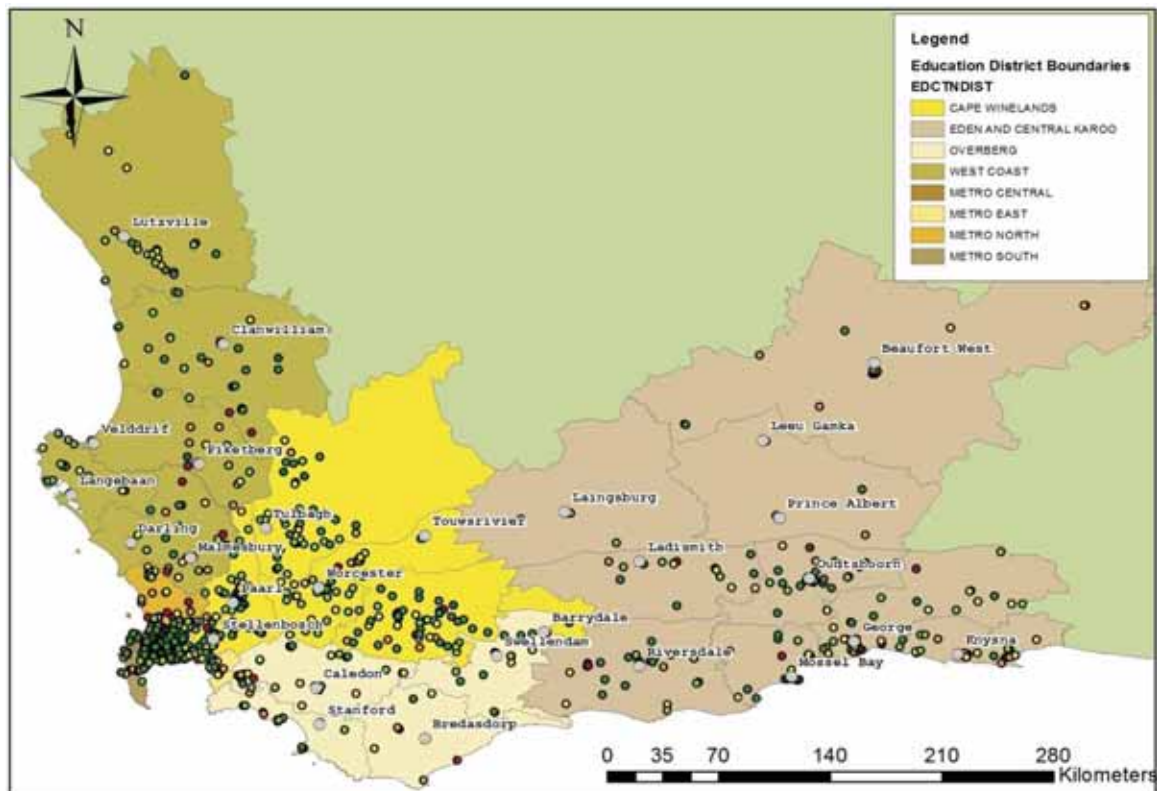
#### 4.1 WCED Facilities: State Owned and Leased Property

The WCED has education infrastructure on both state-owned, as well as on leased property. This infrastructure includes public ordinary schools, Special Needs Education Schools, Adult Basic Education and Training Facilities, Early Childhood Development Centres, Office Accommodation and Miscellaneous facilities, e.g. music and art centres, service points in certain districts, etc. As far as state-owned property is concerned, the WCED is a user-department, through the Western Cape Department of Transport and Public Works (DTPW), the custodian of all provincially-owned property. Although the DTPW is the custodian of all provincially-owned property, it is through the WCED's education budget that new school property is established and maintained. Table 4.1 below indicates the different education facilities in the province used by the WCED.

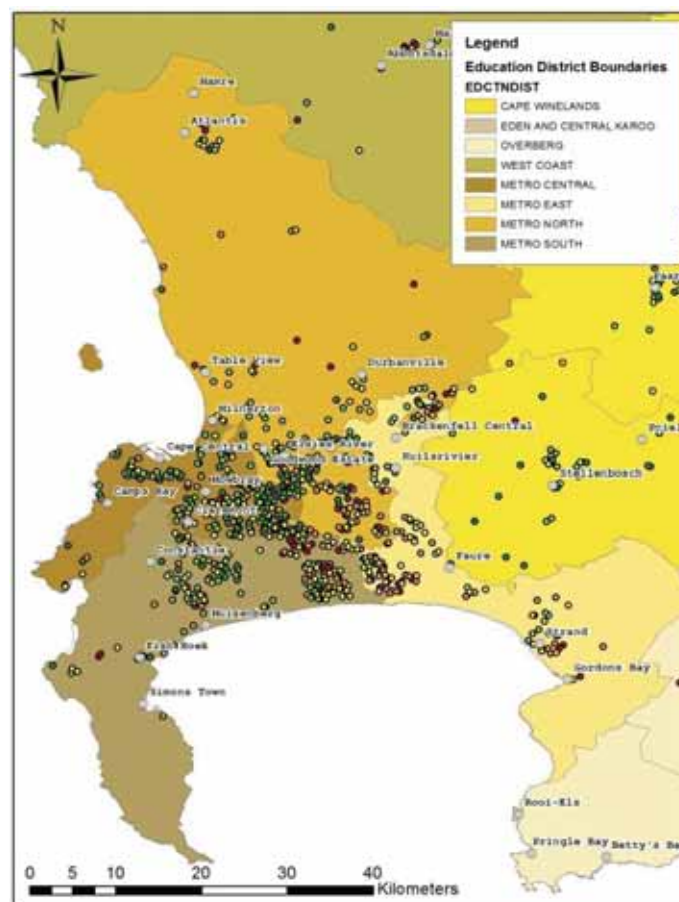
INSTITUTION	GOVERNMENT OWNED FACILITY	LEASED FACILITY	TOTAL
Public Ordinary School (including ECD)	1197	258	1455
Special Needs Education School	56	16	72
Office Accommodation	20	10	30
Miscellaneous	13	2	15

**Table 4.1: WCED Accommodation Summary**

The Western Cape has a rich history of the involvement of religious institutions, farmers and other institutions who all lease infrastructure to the WCED for educational use. This is especially evident in the rural areas where faith-based groups and farmers avail buildings. The following maps (Map 4.1 and 4.2) provide a picture of the location of the WCED schools per district:



Map 4.1: Western Cape Education Districts and the distribution of schools throughout the Province



Map 4.2: Western Cape Education Districts and the distribution of schools in Cape Town

Maps 4.1 and 4.2 show a high concentration of schools located in the Metro areas. The four education districts in the Metro are home to more than 60% of the Western Cape population, on just 2% of the province's total land. The maps show the spread of schools in the often thinly populated rural areas. Both situations present challenges, but of a different kind.

Templates 2.1, 2.2, 2.3 and 2.4 provide the full list of all accommodation currently in use by the WCED for public ordinary and LSEN schools. Table 4.2 outlines the distribution of leased and state-owned school properties across school types.

Districts	Combined		Intermediate		Primary		Secondary		Pre-Primary		LSEN		TOTAL		TOTAL SCHOOLS
	State	Leased	State	Leased	State	Leased	State	Leased	State	Leased	State	Leased	State	Leased	
CAPE WINELANDS	11		15	7	109	84	48		2		7	4	192	95	287
EDEN AND CENTRAL KAROO	8		15	5	87	48	40				6		156	53	209
METRO CENTRAL			1		124	16	59	1	4		14	4	202	21	223
METRO EAST			3		108	5	58				6	5	175	10	185
METRO NORTH	1		3		123	8	52	1	2		10	1	191	10	201
METRO SOUTH	1		12		115	16	53	1			9	1	190	18	208
OVERBERG	3	1	6	1	33	25	15				1	1	58	28	86
WEST COAST	9		16	3	47	36	14				3		89	39	128
TOTAL	33	1	71	16	746	238	339	3	8		56	16	1253	274	1527

**Table 4.2: Lease versus State-owned properties across school prototypes and by district**

#### 4.1.1 Immovable asset register

The DTPW, as the custodian of all state-owned property, is responsible for keeping an asset register for all immovable assets in the province. The WCED annually, after the end of each financial year and as required by Provincial Treasury, submits a list of completed assets for that financial year to DTPW to enable the updating of asset registers. Lately the transfer of assets from the WCED to DTPW has been delayed due to projects reaching practical completion but not final completion. This has led to the WCED having to retain these assets for more than 2 years in some cases. This problem is being addressed through renewed efforts to have final accounts settled and assets transferred to DTPW. The WCED also keeps a register of movable assets (mobiles) as required by GIAMA.

#### 4.2 Accommodation Leased From Private Owners

Although properties leased from private owners bring relief to infrastructure provision, especially in the rural education districts, the number and cost of leased property (20% of the total portfolio) places pressure on the WCED's budget. The fact that such a large percentage of the portfolio is leased, affects the outcomes of other WCED programmes. In terms of the lease agreements signed between property owners and the department, it is the responsibility of the owner to maintain the school building in an acceptable condition. If owners fail to do so, schools inform the department where-after the owner is reminded in writing of his/her responsibility. The WCED takes responsibility for internal maintenance of the building, especially if the health and safety of learners and teachers are compromised. Generally, a large number of leased schools obtain poor condition ratings.

A second concern in respect of leases is the cost. The WCED has and will assess whether or not a lease constitutes value for money and whether or not it is more/less expensive than other options such as transporting learners to facilities elsewhere or building a school nearby. The total cost of leasing private property for educational use in 2016/17 amounted to R62 million. The cost of leasing needs to be assessed against the cost of other options. Leasing will be part of the solution in some cases, particularly in rural areas. Leased facilities, in remote areas, currently serve the needs of the community in a cost-effective way because the provisioning of learner transport to the nearest schools is often more expensive. The reduction of the WCED lease portfolio will be carefully assessed against the backdrop of continued safe accommodation of learners in rural areas, as well as meeting the other infrastructure priorities of the department.

A third concern relates to compliance with the minimum infrastructure norms and standards of school infrastructure and how it affects leased schools. The state cannot invest in property that it does not own. Consequently, leasing privately owned property to alleviate accommodation pressure, will not necessarily meet criteria of the regulations relating to minimum uniform norms and standards for public school infrastructure. This might also affect teaching and learning circumstances at leased schools.

The WCED's overall intention is to reduce reliance on leased property wherever feasible. In instances where school amalgamation, centralisation or consolidation are under consideration, it follows that (all factors considered) lease termination should be favoured over the closure of a school owned by the state. The WCED Lease Portfolio contains 274 leases and these properties are spread across the eight Districts as follow:

DISTRICT	NUMBER OF LEASES	PERCENTAGES
CAPE WINELANDS	95	35
EDEN AND CENTRAL KAROO	53	19
METRO CENTRAL	21	8
METRO EAST	9	3
METRO NORTH	11	4
METRO SOUTH	18	7
OVERBERG	28	10
WEST COAST	39	14
Grand Total	274	100

**Table 4.3: Number of facilities leased by the WCED**

The District Analyses assessed the leased accommodation of public ordinary schools in the respective Districts (258 public ordinary schools in total). Hence, it has been included in this U-AMP whether to retain a leased property, to possibly purchase the property or to consolidate the leased school with another school on state-owned property. The district analyses recommend the amalgamation of 182 leased schools with schools located on state-owned land and the purchase of a further 35 leased schools. These are

recommendations that have implications for the DTPW which has to budget for the acquisition of state property. Template 5.14 contains a list of leased schools that could be purchased as identified through the district analyses. The renewal of existing leases will be affected by the results obtained from these analyses.

In the metro districts, all 59 leased schools need to be closely assessed in order to determine whether the continued lease of the facility is a viable option. Note that LSEN schools do not form part of the findings of the district analyses. Schools in the Metro areas are the most expensive to lease and where a large number of learners commute to these schools, alternative options need to be considered, e.g. the acquisition of these facilities or the closure of these schools.

The WCED will continue to inform the DTPW of the proposed purchase of leased property in order to allow time for the financing of these acquisitions. The main criterion in making a decision regarding the continuation of a lease or possible acquisition of the facility will be future enrolment, strategic location of the property and the physical condition of the facility. Leased property will be subjected to continued assessment of needs.

A big step forward with leased properties was the development of a *WCED lease strategy* that seeks to provide guidance to optimally manage the properties on private land leased by the Western Cape Education Department (WCED) for education purposes. This strategy provides credence to the proposal to purchase some of these facilities, although the actual funding of these acquisitions remains a concern to the WCED. A recent assessment of the 51 most expensive WCED leases concluded the following:

	Action recommended	No of schools
1	Close the schools and decant learners	19
2	Purchase (acquire) the schools	29
3	Relocate to new building in 2017	1
3	In process to be purchased	1
4	In process to be paid off.	1
	<b>TOTAL</b>	<b>51</b>

**Table 4.4: Assessment of the 51 most expensive WCED leases**

#### **4.3 WCED Office Accommodation (Templates 2.6 & 2.7)**

The WCED currently utilises the following office space:

Summary	State Owned	Lease
Head Office	1	2
District Office	7	1
Service Point	19	10
Total	20	10

**Table 4.5: WCED Office accommodation**

Head Office personnel are accommodated in two leased buildings in the City Bowl District (CBD), namely Grand Central and Golden Acre. Both buildings are classified B-Grade. The Western Cape Government, through the DTPW, is in the process of planning a new Head Office building for the WCED.

The eight (8) districts' personnel are accommodated in 7 state-owned buildings and one (1) leased building in George. Furthermore, the Districts have twelve (12) state-owned and 7 leased service points from which to support schools. The need for additional space at these offices is determined by the Department of Transport and Public Works, the custodian of all provincial office accommodation, by applying the Provincial Government of the Western Cape Norms and Standards for office accommodation. The WCED has included schedules of accommodation for miscellaneous accommodation and state owned ECD centres in this U-AMP (see Templates 2.5 and 2.8).

The department makes allowance in the infrastructure budget for the Provision for Office Buildings. This budget is spent on the upgrading and maintenance of existing office space.

#### **4.4 The Performance of WCED Buildings viewed from a User Perspective (refer to Templates 5)**

In previous U-AMPs, the rating of the functional performance of school buildings was useful in the planning of school infrastructure since it provided information on the state of the immovable assets and the action required to maintain these. Since the WCED has a high level of confidence in the District Analyses to reveal the future potential of a facility and thus assess the functional performance of a facility as it relates to the surrounding school infrastructure and utilisation, the WCED has decided to discontinue with the process of rating the functional performance of school buildings (as per national templates). The main reason for this decision is that the indicators (as defined in the national template) are not considered meaningful measures of functional performance. Moreover, the accuracy of the information presented in the functional performance rating has always been questionable, because of the subjective nature of the data used in the rating. The utilisation analyses described in Chapters 2 and 3, coupled with district assessments, provide a better indication of facility "performance" than the measures of functional performance set out in the templates. The district analysis is regarded as a more accurate measure of functional performance.

#### **4.5 Insights from the Life Cycle Research being undertaken by the DTPW**

In addition to the physical orientation of the aggregate District Analyses, a weakness in the approach is that it focusses on physical appearance, but the structural integrity of buildings was not considered. The lifecycle research undertaken by DTPW, will further inform WCED's maintenance programmes. When there is a focus on buildings only, it is important to develop a deeper understanding of the state of the lifecycle dynamics of the stock and the implications for maintenance.



#### **4.5.1 The Conditional Assessment of Facilities (Life Cycle Maintenance Audit)**

Since 2012, the DTPW has commissioned service providers to undertake a life-cycle maintenance assessment of all provincial buildings in the Western Cape, including WCED schools. A total of 1156 schools has been surveyed and the findings converted to reflect the User Condition Rating of buildings. These assessments were intended to include only the results of public ordinary schools on state-owned property. However, to the benefit of the WCED, some leased facilities were also rated. The User Condition Rating of the schools surveyed has been updated in Templates 3.1 and 3.2 of this U-AMP. The availability and inclusion of the findings of the 1156 schools assessed, increases the accuracy and credibility of the condition rating. About 436 schools (leased schools included) were not surveyed.

Lifecycle projection is based on the likelihood of failure of a specific component of a building at a specific time based on the expected lifespan of such a component (e.g. the roof). The lifecycle calculation is based on either condition only (mainly for finishes), age (mainly for mechanical and some electrical equipment), or a combination of both.

The maintenance assessment undertaken by the DTPW is based on a visual inspection of all the components, regardless of their condition as opposed to a defects survey in which only defective components are surveyed. A condition grading is then attached to the components by the surveyor, which enables the system algorithm to calculate the expected replacement date based on the expected lifespan of the component, as well as the condition and the construction date of the building. Because the survey is based on a visual inspection only, building components such as foundations, concrete slabs and roof structures are not surveyed, unless an obvious defect is visible. This is referred to as 'residual structure'. For this, a base life of 100 years is assumed, subject to regular visual inspections.

The assessment and projection system used, estimates the cost of replacing the components judged to be in a poor to very poor condition. Buildings with a very high percentage of components in a poor to very poor condition may have deteriorated to such an extent that it is financially not viable to have them maintained, even though the residual structure may still be in a relatively good condition. Preventative maintenance (or planned maintenance) plays a major role in the lifecycle projections. If a component is not maintained properly, the component can be expected to deteriorate at a faster rate than when it is maintained. The lifecycle calculations used in the survey assume that no preventative maintenance was carried out in the past. Scheduled maintenance is undertaken annually at an average number of 100 WCED schools. In addition to normal wear and tear, abuse of components and vandalism has an effect on the expected lifecycle of a component.

#### **4.5.2 The Interim Survey results of the Life Cycle Maintenance Audit**

The survey results to date reveal that the majority of schools surveyed within the City of Cape Town are ageing fast. Although the City schools are generally in a better condition than those in outlying suburbs, they



are generally much older, and require extensive refurbishment, as many components have reached their expected lifespan. The City schools, in general, are also constructed from more expensive materials, such as tiled roofs, sandstone external walls and timber windows, all of which require high lifecycle replacement costs. Schools in the central business district such as Prestwich Street Primary, Jan van Riebeeck High, Chapel Street Primary, Harold Cressy High School, Dreyden Street Primary and others require high lifecycle costs due to the expensive construction materials used. Site works for City schools are in general more expensive to maintain than schools in outlying suburbs.

On the contrary, there are schools located for example on the Cape Flats, e.g. in Mitchell's Plain of which the majority have been constructed between 1975 and 1985 and were built with various types of building materials (brick and mortar, prefabricated slabs, etc.). The cost to maintain some of these schools will be less than the cost of replacing city schools, of which many have heritage status. Given the conditions in Cape Flats schools, the major component groups that are particularly vulnerable to lack of preventative maintenance are roofs (asbestos), external wall finishes, rainwater construction materials and windows. Internal electrical infrastructure, particularly distribution boards and sub-distribution boards are also vulnerable. A major concern is the lack of maintenance of fire prevention equipment at schools. Eighty-five percent (85%) of the schools surveyed in Athlone and Mitchell's Plan do not comply with safety regulations due to lack of fire extinguishers or damaged/vandalised fire-hose reels. Another major concern is the rapid deterioration of the external works at the majority of schools in these areas. The expected average expenditure per year almost doubles between 5 years and 10 years as a result of a lack of preventative maintenance on fire equipment.

The lifecycle of internal finishes is another concern. It was found that in many schools, internal finishes have deteriorated beyond what is generally acceptable either due to normal wear and tear, overcrowding or vandalism.

Paint of good quality, applied to the exterior of a building, has an expected base life of 7 years, assuming normal wear and tear and no preventative maintenance. This means that all school buildings older than 7 years require immediate painting. Based on the schools surveyed, this translates to about 1029 schools. Some of the schools in the city, where governing bodies took responsibility for some maintenance, may not require painting. Substantial lifecycle maintenance will be required on all school buildings older than 15 years, especially where no or little planned maintenance has been carried out.

#### **4.5.3 The implications of not doing life-cycle maintenance**

The service providers who undertook the life-cycle research emphasise that life cycle based research is required for accurate projections for planned maintenance. This approach needs a continuous cycle of reactive maintenance. They argue that in the absence of life cycle research, it is very difficult to budget for longer term trends, which means that budget shortfalls can be expected. This, in turn, may result in more

rapid deterioration or complete failure of facilities. They further argue that any other basis for the calculation of expected maintenance costs, such as assuming a percentage of the value of the building per annum, can lead to inaccurate and unscientific forecasts. This could result in ad hoc budgeting and either under- or over spending, which makes it difficult to support annual budget requests to Treasury.

It is important that planned maintenance be given an even higher priority than it is at present. It is understandable that maintenance generated by defects is always a higher priority, within a limited budget. However, unless funds are channeled towards planned maintenance in order to extend the lifecycle of components, the curve of fast deteriorating components will become exponentially steeper, with a corresponding demand on the budget. This is specifically true for the external features of buildings such as roofs, rainwater goods, windows; external paint, etc.

Planned maintenance will increase the life expectancy of a component. It is clear from the collected data that schools are aging fast and that over the next 10 years, a significant budget will be required to replace the components that have reached the end of their expected lifecycles. A high proportion of this could have been prevented if planned maintenance according to a prioritised maintenance programme had been carried out. This is particularly true for the large number of school buildings which were constructed over a relatively short period of time between the mid-1970s and mid-1980s in Mitchell's Plain. These buildings were mainly constructed according to standard plans and similar materials, which are now reaching the end of their life span of 30 to 40 years. These materials include roof covering, windows and external walls, electrical infrastructure and sanitary fittings.

The majority of the WCED's current maintenance interventions are defect driven as opposed to being based on life-cycle analysis and on planned maintenance in accordance with life cycle requirements. Consequently, a major policy and budget-shift are required in the way the WCED approaches and conducts maintenance. This raises the conundrum of how to balance defect resolution in a planned life-cycle approach. Recommendations on how to achieve this balance are made in Chapter 5 of this U-AMP. Moreover, specific programme and project proposals in respect of major life-cycle related refurbishment are made in Chapter 6.

#### **4.6 Some qualitative insights into the nature of the maintenance challenge**

Money spent on maintenance over the last 10 years has not translated into a perception and reality that schools are in a better condition. The many schools in sound structural condition, with minor maintenance issues, for example broken windows, doors that don't close properly, minor leaks, poor paint condition, contribute to low learner, teacher and community morale and value for these schools. It also creates an impression that the department does not care for schools and communities. Many urban renewal initiatives across the world have shown that attending only to surface appearances (i.e. addressing the so-called graffiti and broken window syndrome) can contribute to community morale and desirable social outcomes. Mobilising communities to contribute to schools presenting well can and has contributed to a much greater

sense of community ownership and a decline in vandalism. Such vandalism is becoming an increasingly vexatious problem in WCED schools and accounts for an increasing number of infrastructure related problems. Provincial infrastructure maintenance staff working on the ground see vandalism as a major problem which aggravates delivery of WCED infrastructure.

Part of the reason that schools in poorer areas present badly has to do with the fact that the South African Schools Act effectively delegates routine and day-to-day maintenance to the schools themselves. Schools are expected to conduct such maintenance using 25% of the annual norms and standards allocation to the school. The poorer schools (quintile 1 to 3 schools) have proportionately larger norms and standards allocations than quintile 4 and 5 schools. Evidence suggests, however, that in the poorer schools the norms and standards funding provided by government is simply not being used effectively for maintenance. Similarly, the 25% norms and standards funding to quintile 4 and 5 schools is insufficient to deal effectively with day-to-day maintenance. The department is looking at strategies to maximise the application of the 25% N&S funding for day-to-day maintenance. Such strategies are likely to require WCED involvement in day-to-day and routine maintenance management. Moreover, mechanisms should be found to get schools to use the allocated 25% or more of norms and standards money for maintenance. Likewise, strategies need to be formulated and tested in respect of mobilising greater community participation in ensuring that schools are well kept. The appointed Chief Work Inspectors and Control Works Inspectors are beginning to play a pivotal role in supporting schools in this respect. Specific programmes and projects targeting these issues are presented in Chapter 6.

The lack of attention to day-to-day/routine maintenance (such as regularly removing leaves from gutters, keeping storm-water run-off away from building foundations, ensuring that drains are not blocked, etc.) does not only lead to poor presentation, but can lead to future structural problems and major expenditure if not addressed.

The starting point for a more effective maintenance strategy is to identify good presentation at all WCED schools as a high priority. Strategies and mechanisms should be designed to achieve the outcomes and the appropriate budget allocations need to be committed. Quintiles 4 and 5 schools have negligible norms and standards allocations and generally fund day-to-day and often medium size maintenance works out of own funds. The WCED has experimented with leveraging such expenditure on the basis of Rand-for-Rand schemes or variations thereof with success. Such schemes will be expanded and specific proposals in this regard are made in Chapter 6.

Finally, there is a category of maintenance that falls between day-to-day maintenance and major scheduled or planned maintenance. Such minor to medium sized maintenance works have generally been dealt with under the Emergency Maintenance programme. However, Emergency Maintenance should be used to respond quickly to real emergencies and should not be confused with minor/medium repairs. There is a need for a minor works maintenance programme and specific proposals for this are made in Chapters 6 and 7.

#### **4.7 The regulations relating to minimum uniform norms and standards for public schools infrastructure and its implications on the WCED infrastructure supply side**

The regulations relating to minimum uniform norms and standards promulgated in November 2013 prescribe that all schools should meet certain minimum infrastructure standards. The minimum norms and standards apply to both new and existing school infrastructure and also prescribe definite timeframes for compliance. These timeframes are briefly summarised below:

1. Within three (3) years from the date of publication of these regulations, schools that do not comply with the norms and standards should be prioritized and include:
  - a. All schools built entirely from materials such as asbestos, metal and wood;
  - b. All those schools that do not have access to any form of power supply, water supply or sanitation.
2. Within seven (7) years from the date of publication of these regulations, schools that do not comply with the norms and standards should be prioritized and include:
  - a. All schools relating to the availability of classrooms;
  - b. All schools relating to the availability of electricity and water;
  - c. All schools relating to the availability of sanitation;
  - d. All schools relating to the availability of electronic connectivity;
  - e. All schools relating to the availability of perimeter security.
3. Within ten (10) years from the date of publication of these regulations, schools that do not comply with the norms and standards should be prioritized and include:
  - a. All schools relating to the availability of libraries;
  - b. All schools relating to laboratories for science, technology and life sciences.
4. Within sixteen (16) years from the date of publication of these regulations, schools that do not comply with the norms and standards should be prioritized and include:
  - a. All schools relating to the availability of halls;
  - b. All schools relating to the availability of sports facilities;
  - c. All schools relating to universal access.

Despite the impact that these regulations will have on existing project prioritisation and implementation, the application of these regulations has informed infrastructure planning in 2015/16 and will continue for many years to come. These identified backlogs will be attended to within existing programmes of the WCED, but specifically in the Width Initiative, as explained in Chapters 5, 6 and 7.

The WCED has categorised identified backlogs relating to minimum uniform norms and standards for public school infrastructure into the following categories, namely:

1. Ablution shortages;
2. Perimeter security and school safety (fencing);
3. Laboratories;
4. Sport and Recreation facilities;
5. Libraries (multi-media centers);

6. Universal access;
7. Inappropriate structures;
8. Classrooms shortages.

These categories of backlogs are discussed in more detail below. Information regarding infrastructure backlogs at Western Cape schools was gathered through a survey sent to school principals during the first quarter of 2014. Information regarding inappropriate structures and classrooms shortages was sourced via existing databases such as NEIMS and CEMIS.

The WCED, through its existing programme of school replacement has a list of schools built of inappropriate materials, such as asbestos, wood and metal. This list originated from the data gathered through the NEIMS survey in 2006, but has since been adjusted, based on consultations with education districts, as well as progress made with the replacement of schools programme in the province. Furthermore, small schools located on private property were disregarded for replacement. Inappropriate schools with less than 250 learners will not be replaced but will be consolidated into bigger schools which will offer a richer curriculum.

It is important to note that Information regarding classroom shortages was sourced from the Central Education Management Information System (CEMIS) and is based on a learner to classroom ratio. The CEMIS is a live data base which is updated regularly. Any school with a ratio of more than 40 learners per classroom is considered overcrowded, (as per norms and standards) and the number of classrooms needed to eliminate the existing backlog of classroom space is calculated.

#### **4.7.1 Shortages of ablution facilities at schools in the Western Cape**

The WCED survey conducted during the first quarter of 2014, showed that many schools in the Western Cape have a shortage of ablution facilities. The Regulations relating to the Minimum Uniform Norms and Standards for Public School Infrastructure prescribes the norm for school sanitation for primary and high schools. In calculating ablution facilities at a school, the Gr R learners are added to the overall school population, i.e. the total school enrolment are used to determine the number of ablution facilities.

The survey also revealed that many schools in the Western Cape have more ablution facilities than are prescribed by the regulations. These surpluses cannot be subtracted from the under-supply of facilities at other schools. The survey results with regards to ablution facility backlogs can be summarised as follows:

- The total number of toilets to be provided at WCED schools to conform with minimum norms and standards is 746;
- The number of schools affected by toilet shortages is 96.

It should be noted that the backlog calculation excludes schools earmarked for replacement, leased schools and schools earmarked for possible consolidation.

#### **4.7.2 Shortages of perimeter fencing at schools in the Western Cape**

Information gathered from the survey conducted indicates that 54 or 4% of schools in the Western Cape have no fence. Of these schools, more than half are leased facilities for which the owner of the facility should provide fences. Several of the schools without fences are replacement schools and fencing will be incorporated as part of the replacement school project. The result is an overall fencing backlog of 15 schools.

#### **4.7.4 Classroom Shortages at schools in the Western Cape**

Information regarding the availability of classrooms at schools was gathered from CEMIS and is based upon a learner to classroom ratio of 40 learners per classroom, excluding specialist rooms like libraries and laboratories. It is estimated that the Western Cape has a classroom shortage of approximately 149 classrooms at 53 schools. Replacement schools, leased schools and schools that will receive Grade R classrooms as a form of expansion are excluded from the calculations.

#### **4.7.5 Schools built of inappropriate materials, including wood, metal and asbestos**

By using the 2006 NEIMS assessment, the WCED developed a list of schools built of inappropriate materials. This list has been updated based on new assessments and consultations. Of the schools identified, 26 schools have substantial asbestos content and are prioritized for replacement by 2025. The remainder of schools identified as being constructed of inappropriate materials (timber, etc.) are in reasonable, albeit variable, condition. These schools will have to be replaced, based on needs, but it will not be necessary to do so by 2030. In this regard, it should be noted that the WCED's budget will be heavily loaded in the direction of replacement for nearly 10 years (until 2025) to comply with minimum norms and standards.

Whilst full replacement will not be achieved in the 3 year target period prescribed in the Regulations, substantial progress will be made in the first 5 years. Approximately half of the replacement schools will be completed by 2025. Eliminating the current replacement backlog within the 3 year target envelope has never been possible, both in funding and building sector capacity terms and replacement of schools will remain on the WCED's agenda beyond 2030.

#### **4.7.6 Shortages of laboratories and libraries/media centres at schools in the Western Cape**

Information regarding laboratories and libraries at schools in the Western Cape was sourced from the 2014 survey conducted by the WCED. According to the survey, 625 schools have access to a laboratory and 830 schools do not have access to a laboratory. These schools include both primary and secondary schools and include all schools regardless of enrolment size. When leased schools, replacement schools on the MTEF

and schools with an enrolment below 250 are excluded from consideration, 352 laboratories will be required. The possibility of placing mobile classrooms at leased schools to serve as laboratories will be considered.

The survey found that 1 290 schools have access to a library, while 165 schools have no access to a library. Excluding leased, replacement and schools with enrolment under 250, the number of new libraries required is 37. As with laboratories, consideration will be given to mobile libraries at leased and other schools. The WCED will seek partnerships with donor organisations to renovate/maintain laboratories, computer rooms, libraries and ablution facilities.

#### **4.7.7 Shortages of sport fields at schools in the Western Cape**

The survey identified 496 schools with no access to sports fields. That is approximately one third of all public ordinary schools in the province. However, when leased, replacement and schools with less than 250 learners are excluded, the backlog is 103 schools. Most of the schools listed as not having sports fields, have been provided with basic facilities in the past but lack of maintenance to these sport facilities has resulted in deterioration to a point where the facilities are not usable. The 103 schools will be revisited to confirm the need and in most cases a hard surface combi-court will be provided. The department will also provide sporting facilities to the schools in the MOD centre programme. Schools in close proximity are also clustered and a variety of sport facilities are provided to be used by the relevant schools, e.g. the Bernadino Heights/Scottsville pilot.

#### **4.7.8 Backlogs in respect of universal access at schools in the Western Cape**

The survey found that 844 schools had no access for disabled persons in terms of ramps, gates and doors. If leased schools and schools earmarked for replacement are excluded, 499 schools would require access for disabled persons. Capacity to implement this programme of work constitutes a major obstacle insofar the works involved are low rand value, widely spread and complex.

It is clear from this chapter that this U-AMP has a strong focus on maintenance and that the requirements of the minimum infrastructure norms and standards will be fused into the maintenance programmes. The central strategy is to attend to schools in such a way that most of the infrastructure shortcomings are addressed when the school is identified for maintenance. Compliance with minimum norms and standards at the construction of new and replacement schools will be automatic.



## CHAPTER 5

### KEY INFRASTRUCTURE CHALLENGES: GAP ANALYSIS, IMPROVEMENT STRATEGIES AND TARGETS

#### 5.1 Introduction

The primary focus of this Chapter is to provide strategic direction to the WCED infrastructure programme and budget utilisation. Because not all infrastructure needs can be dealt with immediately, decisions are made on priorities, on sequencing and on timeframes to address various backlogs.

In this chapter the main findings of the District Analyses and the Norms and Standards Backlog Analysis, undertaken in Chapters 2, 3 and 4 are examined in terms of what would reasonably (within the framework of historical overall budget allocations) be needed to eliminate backlogs in respect of infrastructure needs and simultaneously deal with anticipated new demand. In doing so, broad strategic prioritisation of infrastructure needs is discussed. Such prioritisation has to do with the specification of the time-frame over which the backlog is to be addressed, as well as the relative fund allocation within the generic budget. Annual spending requirements are then allocated to various components of the budget to construct the generic budget.

#### 5.2 The Challenge: Demand

The analysis of the infrastructure portfolio set out in Chapters 2 and 3 has been enhanced by the District Analyses and this informs the 2017/18 U-AMP.

The WCED analysis indicates that there is sufficient floor space (classroom space) in existing school facilities to accommodate the existing number of learners enrolled in Western Cape Schools. Schools in the Western Cape have an average utilisation factor of 88% and can theoretically accommodate a further 200 000 learners. However, the infrastructure provision challenge remains significant because of spatial variation in the distribution of education demand in relation to supply.

Maps 1 to 4 in Chapter 2 indicate over-utilised and underutilised enrolment areas. On a provincial level, aggregate enrolment growth has been uneven over the past decade with total learner numbers in the province increasing by an average of almost 10 000 learners per annum over the past 10 years (see Table 2.2). However, 2016 has again seen a marked increase in enrolment of approximately 18 000 learners (excluding Grade R) more than last year. It is yet not clear what the reasons for this increase are and whether the rate of increase will be sustained in future.

Current planning suggests that between 15 000 to 20 000 learner growth will be sustained over the next few years. Thus Table 2.2 indicates the percentage learner growth over the past 10 years for public ordinary

schools to average approximately 10% or 11 000 learners per year over the 10 years. If an average school size of 1 000 learners is assumed, then the number of new schools that will be required to accommodate new demand each year over the next 10 years would be 11 new schools per year for a period of 10 years. Further considerations are backlogs in accommodation demand from previous years and spatial shifts in the location of existing demand, where learners constituting part of existing demand, move to a different location (e.g. rural to urban) and create enrolment pressure in the new locale.

Based on the micro-level analysis described in Chapter 3 the existing “gap” between existing infrastructure and what is needed is summarised as follows:

Programme / Project (2017/18)	Cape Winelands	Eden and Central Karoo	Metro Central	Metro East	Metro North	Metro South	Overberg	West Coast	Western Cape Province
New schools	9	13	2	18	11	4	6	8	71
Receiving schools	39	38	7	2	10	3	3	20	122
Replacement schools	21	16	19	3	16	23	5	10	113
Additional classrooms	15	20	20	12	9	20	9	14	119
Split comb. schools	9	4	0	0	1	0	2	7	23
Decant Gr 8 & Gr 9	9	15	0	0	1	9	1	22	57
Under Utilised/ Non-viable schools	70	56	13	5	9	4	25	31	213
Purchase leased school	11	9	6	0	2	4	3	2	37
Upgrade hostels	2	8	0	0	0	0	1	1	12
New hostels	1	10	0	0	0	0	3	4	18

Table 5.1: The findings of the updated District Analysis: summary of projects per district in the Western Cape Province

In addition to these backlog estimates, an estimate of maintenance backlogs must be added and this is addressed later in this Chapter.

### 5.2.1 Dealing with Enrolment Pressures

The WCED takes the view that the needs of learners not currently accommodated in accordance with planning guidelines (or who shortly will become part of new enrolment pressure) should be prioritised over those currently accommodated within space guidelines even if accommodation quality is sub-optimal.

Four main strategies are adopted to eliminate the backlog in accommodation. The first is the **building of new schools** in areas where pressure is felt. The second is to **expand classroom space and other facilities** at existing schools where land is available. The third is to provide temporary accommodation, usually in the form of **mobile classrooms** to provide an immediate response in “hot spot” areas. The fourth is to move excess demand to **nearby under-utilised**.

**New schools**

The District Analysis, which is not based on projected aggregate demand data but rather on spatial analysis and on enrolment pressure, identifies the overall existing backlog in respect of new school buildings (both Primary and High) as 71 schools, most of which are large or extra-large schools. To eliminate this backlog over a ten year period implies the building of 7 schools per year. The schools to be built to address any new demand must be added to the 7. New demand has been estimated (above) at 18 000 learners per annum. If fifty percent (50%) of this new demand is addressed via expansion at existing schools and the remainder via new schools, an average of 5.5 new schools must be built each year. Moreover, some of the new demand will be accommodated at the 71 backlog schools when these are constructed (because these schools will incorporate capacity in excess of what is needed to deal with overcrowding). This could reduce the 5.5 schools needed to accommodate new demand to 4 schools per year. Thus, over a ten year period the WCED would have to build approximately 11 new schools per year - 7 schools to eliminate the backlog and 4 schools for new demand.

At an average unit price of R55 million per school (depending on size), the annual budget required at 2016 prices is R605 million. In previous U-AMPs and over the MTEF period the budgetary allocation to the building of new schools in order to deal with enrolment pressure has averaged around 38% of the total capital budget, whilst varying substantially from year to year. Given that the capital budget allocation for the MTEF period 2016-2019 averages R1 450 million (R1.45 billion) per annum, eliminating the enrolment pressure backlog in 5 years implies a shift in overall budget spending on new schools from approximately one third of the budget to at least half of the budget.

This shift in budget will be difficult to achieve. However, it is proposed that the budget begin to reflect an increase in allocations to new build over the next few years. New build includes 1) expansion at existing schools, plus 2) the cheaper option of conversion of under-utilised primary schools into high schools. At the same time growth in new demand should be monitored carefully both in the aggregate and spatial sense.

**Additional classrooms**

Enrolment pressure can be dealt with via classroom additions at 119 schools as identified in the District Analyses. The District Analyses categorises classroom additions to include expansions (to cater for growth), the replacement of dilapidated classrooms (to cater for existing demand) and the rationalisation of smaller schools (also existing demand). Approximately 78 (65%) of the 119 schools, cater for expansion of existing school facilities to accommodate growth in enrolment. The remaining 41 (35%) schools for expansion will be addressed in the consolidation of school facilities process.

Whilst expansion at existing schools is a potentially cheaper and more convenient proposition than new school build, our micro-level analysis has revealed some limitations with the strategy. The primary constraint is the fact that in many areas experiencing enrolment pressures, there is not sufficient land available at existing schools or at neighbouring schools in the same area for expansion. Many of the prospective schools

for expansion, especially high schools, are already extra-large or large facilities. However, the strategy remains important.

If it is assumed that an average expansion project at a school involves the building of 5 classrooms at a high school and 7 classrooms at a primary school (at average 6 classrooms per expansion project) at a cost average R700 000 per classroom, an overall budget in 2016 prices of R327.6 million (78 schools @ R4.2million per school) is required to eliminate the backlog. This implies that an amount of R32 million per annum, over a 10 year period, will be required. Moreover, new demand must also be partly addressed through expansion. Assuming that 5000 new enrolments per annum are managed via expansion, then 125 classrooms, at 40 learners per classroom, are needed each year. This computes to an annual requirement of R87.5million per annum. Together with the backlog amount required, the total amount required for expansion is R119.5 million per annum. It should be noted that in the micro analysis the possibility of accommodating all new demand via expansion at existing schools has been examined in spatial context. The schools identified as new build, have only been specified as such after it has been determined that expansion is not feasible in these areas.

### **Mobile classrooms**

Chapter 2 has shown that only over-utilisation of a facility does not necessarily result in the emergence of increasing demand. Over-utilisation and the existence of extra-large schools in a geographic area are good indicators of the likelihood of emerging growth in demand. However, enrolment pressure is often only apparent in the first few weeks after schools have started in a new school year as learners seek to enrol at specific schools.

Given such uncertainty, maintaining a stock of mobiles is necessary. Currently, the WCED has a stock of 1773 mobile classrooms of which less than fifty can effectively be deployed to deal with new demand. The others are committed, but can become available as the department implements programmes that deal with overcrowding or over-utilisation. Given the upward spike in learner numbers (approximately 15000 to 20000 learners per year) in the Western Cape over the past 3 years, the WCED has continued to invest in mobiles. If the figures of the last few years continue the WCED will continue to invest in approximately an additional 100 mobiles per annum for the next two years. Thereafter, further expansion of the pool should be avoided. Instead, steps need to be taken to ensure that mobile classrooms are deployed as a short term response, preferably not exceeding three years. An additional 100 mobile units at R250 000 per unit translates into an overall budget of R25 million per year. A budget has also to be allocated to the costs to relocate existing mobiles each year. A further amount of R15 million per annum will be appropriate. Consequently, an amount of R40m for a period of three years is necessary for the mobile strategy.

### **5.2.2 Dealing with dwindling demand in rural areas and mature urban neighbourhoods**

Chapter 2 noted that rural depopulation and neighbourhood maturation in some urban areas are contributing to dwindling demand for schools in these areas. In the U-AMP for 2012/2013 it was estimated that approximately 482 schools (both primary and high schools), which were either below the threshold learner size or which were combined or intermediate schools, could be rationalised/consolidated into approximately 130 schools. However, the results of the District Analyses conducted in previous U-AMPs and refined in the updated District Analysis discussed in Chapter 3 suggest the closure, merger and consolidation of approximately 213 schools. A further number of 122 schools were identified as receiving schools, which will receive learners after schools have been consolidated (see Table 3.9). Although the number identified is less than identified in previously analyses, it depicts a more accurate and implementable strategy to be applied over the medium term framework of 10 years.

Most of the schools suggested for closure or merger in the District Analyses are either grossly underutilised or have less than the minimum enrolment threshold. Although the updated District Analyses do not accurately predict the number of classrooms that need to be constructed in order to accommodate the merger or closure of facilities, it is assumed that most of the consolidations suggested by the analyses do not require new infrastructure spend. The management of consolidation will require expansions at 42 schools as identified in Section 5.3. Whilst rationalising the utilisation of existing stock to deal with dwindling enrolments is important, it is less important than dealing with learners who do not have a school roof over their heads. Thus it is possible to look at the rationalisation programme over a 10 year period if necessary.

If it is assumed that an average of 4 classrooms per school is needed in order to accommodate learners to be moved, then the overall rationalisation programme involves building 160 classrooms. At an estimated R700 000 per classroom this amounts to approximately R112million. If managed over a 10 year period, an annual spend of approximately R11.2 million is required. The benefits derived from the rationalisation programme over a shorter period are substantial, e.g. savings realised on the running costs of schools that will close. Thus, a period of between 10 to 15 years is proposed. This period takes into account that rationalisation/consolidation will not be an easy process to implement and will require substantial consultation and communications groundwork.

### **5.3 The Challenge on the Supply Side**

As explained in Chapter 4, infrastructure challenges emanate not just from changing enrolment pressures but also from dynamics on the supply side. In Chapter 4 these challenges were reduced to two main areas of intervention. The first is maintenance (which includes a broad range of interventions) and the second is those infrastructure initiatives arising from compliance with the Minimum Uniform Norms and Standards for Public Schools Infrastructure. The latter category of Norms & Standards (N&S) can be broken down into two sub-categories, namely Replacement Initiatives on the one hand and other N&S interventions on the other.

Replacement of schools built of inappropriate materials has been a category for strategic intervention in previous U-AMPs and implemented prior to the promulgation of the N&S. However, replacement was not considered a high priority because the condition of many schools built of inappropriate materials was deemed to be reasonably good. In the past two years however, expenditure on replacement has been boosted by the availability of funds via the Accelerated School Infrastructure Delivery Initiative (ASIDI). With the promulgation of N&S and associated timeframes for compliance, replacement has been elevated (in national policy) to a high priority issue. As far as the N&S interventions category is concerned, it should be noted that there is some overlap with other intervention categories. For example, the provision of sufficient classrooms at schools overlaps with expansion strategies designed to deal with enrolment pressures. Moreover, many of the ablution interventions overlap with what would be undertaken under maintenance (although the content, scale and emphasis shift with the advent of the N&S).

### 5.3.1 Dealing with Maintenance

As indicated in Chapter 4, there is reason for concern about the maintenance of WCED stock. The WCED has realised the need to give greater emphasis to maintenance for some time and in the U-AMP (2012/13) the need to do something in this regard was noted. One of the reasons for a relatively slow move of budget to maintenance has been the nature of a multi-year budgeting framework where prior decisions tie up the Department's budget for several years. In addition, the pressures for replacement and new build have made it difficult to increase maintenance spending.

However, the WCED has made steady progress in re-aligning its budget over the past two to three years to show an increase in maintenance spending. The progress made to date, however, is threatened by the regulations relating to minimum uniform norms and standards for public schools infrastructure. Whilst the norms and standards interventions have merit in their own right, the implication of introducing compulsory regulations is that the budget now has to split into additional slices, implying smaller allocations than hitherto envisaged in key strategic areas identified including maintenance.

The WCED has approximately 1 527 schools under management. If the 213 schools indicated for phasing out and the remaining leased schools, approximately 100 schools, are subtracted, the number of schools to be addressed is reduced to 1200. The rule of thumb for estimating needed maintenance expenditure per annum is 1.5% to 4% of estimated asset value existing stock. Estimating the actual value of a school's portfolio is a tricky task and therefore "replacement value" is a more realistic indicator or base to work from.

However useful indicators these rule of thumb indicators are, ideally expenditure estimates need to flow from research on the **actual** condition of stock and lifecycle requirements. In Chapter 4 reference was made to lifecycle maintenance research that was undertaken by the Department of Transport and Public Works on all Western Cape provincial buildings including schools. The appointed service provider has assessed all WCED used facilities and some leased schools and the findings of these assessments have been included

in the conditional assessment ratings captured in Templates 3.1 and 3.2. Whilst the research has to continue, early indications are that an average of R4 million per school needs to be spent over the next 10 years across the entire province (except those that are already earmarked for consolidation). This computes to an average of R480 million per annum over 10 years (1200schools x R4mil / 10years).

It is therefore suggested that WCED should seek to shift maintenance spend in the direction of R480 million per annum and that the WCED should begin to shift its maintenance activities to planned/lifecycle maintenance although it is inevitable that defects-based maintenance will continue for a while. The effort to shift must be conscious and determined. The WCED has already acknowledged this and all U-AMPs since 2012/13 signalled a move in the direction of maintenance. This U-AMP continues on that trend. It is also important to note that these calculations include backlogs to maintenance.

Greater maintenance expenditure is part of the needed strategic shift in the direction of greater width of impact of the infrastructure spend (see Chapter 6). Provision has to be made under the broad heading of “maintenance”, over and above scheduled maintenance, for specific interventions to improve the “presentation” of WCED schools. These interventions have, in the past two U-AMPs, been referred to as “Width” interventions. The broad strategic thinking is that approximately R2 million per school should be spent at 100 schools per year to improve presentation (R200 million per annum). This would allow 1000 schools (most of the poorer schools) to be reached in 10 years before starting the process over again. This R200 million should be added to R480 million for scheduled and lifecycle maintenance. Thus the lighthouse budget for maintenance should be of the order of **R680** million per annum.

Finally, routine and day-to-day maintenance has to date not been considered part of the WCED’s infrastructure budget because it is a function that has been delegated to the schools. School Governing Bodies (SGBs), in accordance with the South African Schools Act, utilise 25% of their norms and standards (N&S) funding towards day-to-day and routine maintenance. As noted in Chapter 4, there is a concern that schools may not be using the N&S funds for maintenance and that this has major implications. It seems that greater involvement from the WCED Head Office is required and that a portion of the maintenance budget should be used to incentivise schools to use their norms and standards money for maintenance.

### 5.3.2 Replacement

The Norms and Standards Backlog strategy identified 207 schools built of inappropriate materials in the Western Cape. Of these schools, 41 have recently (2013/14 to 2016/17) been replaced. A further twenty seven (27) schools are expected to be replaced within the 2016/17 to 2019/20 MTEF. Of the 207 schools a further Twenty six (26) schools are leased facilities and 11 are small schools that have been identified for consolidation.



This leaves 102 schools that still require replacement, depending on their condition and the demand at these schools. Of this 102 schools 52 has already been included in the draft 10 year budget. The remaining 50 schools have not yet been included in any draft budget. The WCED will continue with the further replacement schools for the next MTEF where it is urgently needed, but thereafter the rate of replacement will drop to accommodate other priorities. The 102 schools identified above that are not accommodated in the MTEF comprise either pre-cast concrete or timber and are in reasonable (albeit variable) condition. As indicated before priority was given to schools constructed of asbestos and that are in a very bad condition. These schools are accommodated in the draft 10 year budget (included in the 52 schools).

It is the WCED's view that the 50 remaining schools will eventually be replaced but it will not be necessary or desirable to do so by 2030. For these schools a study has to be launched to assess which of these schools listed for replacement could in fact have their "lives" extended through refurbishment which also minimizes the impact of inappropriate materials. It is proposed that beyond the MTEF, the annual budget for replacement should not exceed R200 million per annum (assuming 4 schools per annum maximum at R50 million per school in 2016 prices). This amount could be reduced further if assessments show that it is possible (and desirable given other priorities) to extend the lives of several replacement schools.

### **5.3.3 Minimum Uniform Infrastructure Norms and Standards: Other.**

Table 5.2 below presents the full set of interventions required to comply with the minimum uniform infrastructure N&S, including the replacement of inappropriate structures (which has been dealt with in paragraph 5.3.2) and fencing which is budgeted for separately in this U-AMP and discussed as a programme in Chapter 7. The timeframes for eliminating the backlogs as presented in the table do not correspond entirely with the requirements spelled out in the Regulations, but reflect a more realistic set of delivery targets and still accord significant priority to N&S elimination. It is only in respect of replacement that there is a difference in timeframes for delivery as explained and discussed above, although there are minor differences with respect to timeframes for certain categories of ablutions and fencing.

The estimated cost per annum of all of the N&S interventions, except inappropriate structures (replacement) and fencing, varies across the different financial years. An average cost of approximately R55million per annum for 9 years is estimated, starting in 2016/17.

Category	Backlog	Approximate cost / item	2016/17 R000	2017/18 R000	2018/19 R000	2019/20 R000	2020/21 R000	2021/22 R000	2022/23 R000	2023/24 R000	2024/25 R000	TOTAL R000
Inappropriate structure	72 schools in MTEF and 23 after	R60mil.	R 301 892	R 360 768	R 362 921	R 410 000	R 207 000	R 340 000	R 349 000	R 284 000	R 135 000	<b>R 3 234 730</b>
Fencing backlog	15 schools	R1mil.	R 3 000	R 4 000	R 3 500	R 2 500						<b>R 13 000</b>
Ablution backlog	96 schools	R100 000 / toilet	R 26 900	R 18 000	R 20 300	R 10 000						<b>R 75 200</b>
Additional classrooms	53 schools and 149 classrooms	R1mil. / class	R 14 300	R 14 300	R 24 000	R 46 000	R 37 000	R 42 000				<b>R 191 900</b>
Laboratories	352 schools	R 500 000			R 30 000	R 30 000	R 25 000	R 22 500	R 22 500	R 22 500	R 23 500	<b>R 176 000</b>
Libraries	37 schools	R 50 000			R 600	R 600	R 650					<b>R 1 850</b>
Sports fields	103 schools	R 200 000			R 10 000	R 10 600						<b>R 20 600</b>
Universal Access	499 schools	R100 000 / school			R 10 000	R 10 000	R 10 000	R 10 000	R 9 900			<b>R 49 900</b>
<b>TOTAL</b>			<b>R 346 092</b>	<b>R 397 068</b>	<b>R 461 321</b>	<b>R 519 700</b>	<b>R 279 650</b>	<b>R 414 500</b>	<b>R 381 400</b>	<b>R 306 500</b>	<b>R 158 500</b>	<b>R 3 763 180</b>
<b>TOTAL excluding inappropriate structures and fencing</b>			<b>R 41 200</b>	<b>R 32 300</b>	<b>R 94 900</b>	<b>R 107 200</b>	<b>R 72 650</b>	<b>R 74 500</b>	<b>R 32 400</b>	<b>R 22 500</b>	<b>R 23 500</b>	<b>R 515 450</b>

**Table 5.2: The estimated timeframes and costs of eliminating N&S backlogs (as per strategy for complying with N&S)**

## 5.4 The Generic Budget

Based on the analysis conducted in this chapter, it is possible to put together a generic budget of the kind outlined in the introduction to this Chapter. As previously noted, such a generic budget serves as a needs informed 'strategic lighthouse' in helping to guide the formulation of actual multi-year budgets. The generic budget in itself is already shaped by the strategic thinking contained in this Chapter. Its aim is to link research and strategy formulation directly to a key component of operations, viz. the budget.

Major Budget Category	Timeframe Backlog Elimination	Indicative Amount Per Annum
New Schools	10 years	R605m
Expansion to address enrolment pressures (mainly classrooms)	10 years	R87.5m
Expansion to address existing backlog	10 years	R32m
Mobile Relocations	ongoing	R15m
Mobiles	3 years	R25m
Expansion to address utilisation rationalisation (classrooms)	10 years	R11.2m
Maintenance	Ongoing	R680m
Replacement	15	R200m
N&S	7,10,16	R 55
<b>Total Funds Required per annum</b>		<b>R1,710billio</b>

**Table 5.3: The Generic Budget**

Table 5.3 above presents high level estimates of the funding requirements given assumptions about needs on both the demand and supply side of the education infrastructure equation as well as assumptions about delivery timeframes. The indicative budget required is R1,7 billion per annum. It is, however, important to note that the lighthouse budget does not incorporate escalation and that the R1.7 billion per annum

estimated above is in terms of 2016 monetary value. The budget allocations for the MTEF period for this U-AMP are R1 614 million for 2017/2018; R1 532 million for 2018/19 and R1 617 million for 2019/20.

Thus, there is a considerable gap between budget allocated and budget required. However, the backlogs identified as a result of the minimum norms and standards regulations put a new perspective on the generic budget, as well as projected budget allocations, especially in relation to replacement schools. Another big difference in this U-AMP with respect to the light-house budget is the increase in maintenance required. This estimate might have been under-estimated in past generic budgets and has been increased based on the explanation presented in paragraph 5.3.1 above.

The expenditure on other big categories such as new schools and expansions is more or less unchanged from the estimates made in the 2014/15 U-AMP. Estimated expenditure on the replacement category has been reduced to reflect a more realistic approach to the replacement programme as explained in detail in the norms and standards backlog strategy.

It is apparent that implementing the minimum infrastructure N&S (incorporating replacement as they do) requires substantial additional funding and implementation capacity. Both cannot be assumed. There is very little room for manoeuvre. It will be difficult to cut back on new build and other interventions aimed at dealing with new demand and enrolment pressures. In essence, ensuring that learners can be accommodated at a school reasonably proximate to where they live should trump other delivery imperatives. Moreover, strategies on dealing with new demand have sought to avoid building new schools as far as is possible (by looking to accommodate 50% of enrolment pressure via expansion). There are, however, limits on the extent to which this is possible. The allocation to maintenance cannot easily be reduced without compromising key strategic shifts that have been emphasized in previous U-AMPs. These shifts include a shift to spending more on maintenance and secondly a related shift of seeking to achieve greater width of impact in delivery (both of these objectives are budgeted under the maintenance category). If there is space for reducing expenditure anywhere, it could be in respect of replacement which has not been considered as high a priority as other areas of intervention in previous U-AMPs.

The WCED has sought a compromise position where greater priority has been given to replacement with a view to satisfying N&S regulations, but not to the extent of sacrificing a strong emphasis on new build and maintenance (Width included). The major thrust of this chapter and this U-AMP remains. Additional funding and capacity gearing is going to be required in the wake of gearing towards maintenance and width.

## **5.5 Leveraging off the WCED portfolio**

The difference between the actual MTEF budget allocations and the generic budget is in the order of R200 million per annum. The generic budget has been based on conservative assumptions regarding, inter alia, backlog elimination timelines and particularly in respect of maintenance needs. In short, the department

needs more money than has been allocated and it is important that the WCED is more creative in raising the funds needed or reducing costs (expenditure) on new and replacement schools and on maintenance. DBE's and NT's responses on the N&S implementation plans that PEDs have submitted could provide an indication of future infrastructure budget allocations to provinces.

Particularly important in this regard is the entrepreneurial management of the existing property portfolio. The management of the property portfolio is a mandate of the provincial Department of Transport and Public Works appointed as custodian of state property in the province. At present the governance and economic management of the portfolio is characterised by arrangements which run counter to incentivizing creativity in using the portfolio to raise needed funds. More specifically, the WCED is only a user of state property and it has little incentive to reduce its current use of facilities (via merging of underutilised schools for example) because the WCED has to relinquish any closed school property to the custodian, who decides what to do with such property. The provincial policy is that any proceeds realised by the sale of properties, revert to the Provincial Revenue Fund. There are savings to the WCED resulting from the closure of schools but these should not be overstated and have to be weighed against the immediate additional costs incurred as a consequence of the closure.

In addition to the proposals above, the WCED needs to consider the possibilities of gearing in private capital by entering into Public Private Partnerships. Several options may be realistic propositions and need to be investigated.

## **5.6 Learner Transport**

The provisioning of learner transport through the Learner Transport Scheme (LTS) and infrastructure provisioning is intertwined and savings in one area usually result in an increase in expenditure in the other. Consequently, these two functions cannot be planned and executed in total isolation from each other.

Regular discussions are held with the Directorate: Institutional Resource Support in order to link infrastructure investment to areas that have expensive LTS routes. Several routes have been identified for possible termination as a result of the infrastructure investment that is planned over this MTEF period. Of concern, however, is that in reality new schools tend to bring about new transport routes and that districts may be reluctant to close routes due to community preference for specific established schools or for language related reasons.

There will be cases where the provision of a new school or additional infrastructure may not necessarily result in the reduction of learner transport routes, because the learners who attend the school are transported from isolated areas, beyond the 5 km radius. In these cases the possibility of providing a hostel facility at the school will be investigated. The possibility of providing hostels to schools where learners are being transported, will be investigated and specific hostel projects will be identified if relevant and applicable.

The WCED will not only investigate the building of new hostels, but will continue with its current programme of refurbishing existing hostels in order to increase capacity. These are all attempts to provide accommodation closer to schools, which could result in the termination and/or reduction of learners being transported.

As an example to illustrate the need to link infrastructure provisioning with learner transport provisioning, the LTS routes in Table 5.4 have been linked to schools to provide the WCED a sense of the need and extent of infrastructure investment in certain geographic areas. The Directorate: Infrastructure Planning has linked Infrastructure projects to each route, which could possibly bring about a future reduction in the number of LTS routes or the curtailment of route specifications as the required infrastructure is provided. The nineteen (19) routes in Table 5.2 are contracted at an annual cost of R44.4million. The infrastructure suggested in this scenario, would eventually lead to a savings of R9.4million (21%) on the budget of R44.4million. Consequently, it is evident that the department can realise savings on its LTS budget if infrastructure investments are made in the appropriate geographic areas. These savings on LTS must be re-invested in e.g. the maintenance of school buildings.

ROUTE	SCHOOLS CONCERNED		APPROVED LEARNERS				DISTANCE	DISTRICT	INFRASTRUCTURE INTERVENTIONS
Number	Primary Schools	Secondary Schools	Gr R	P/S	H/S	TOTAL	Distance		
WCE 040	Waalville	Kairos	0	19	25	44	33.0	Eden and Central Karoo	Investigate the possibility of a hostel in Heidelberg.
WCE 042 (Route1)	St Luke's		0	43	0	43	66.2	Eden and Central Karoo	Investigate the possibility of a hostel.
WCE 042 (Route 2)	St Luke's		0	62	0	62	21.0	Eden and Central Karoo	Investigate the possibility of a hostel.
WCE 063	Sir Lowry's Pass Somerset Wes (Meth)	Gordon	0	573	426	999	29.2	Metro East	Proposed new Sir Lowry's Pass HS and PS
WCE 158		Percy Mdala	0	0	750	750	12.8	Eden and Central Karoo	Concordia HS built in Wit Lokasie
WCE 210	Ebenezer, Charleston Hill	Klein Nederburg, Charleston Hill, New Orleans, Noorder Paarl	0	95	72	167	65.8	Cape Winelands	Investigate the possibility of a hostel.
WCE 231		Khanyelowethu	0	0	47	47	12.2	Metro East	Proposed new Sir Lowry's Pass HS and PS
WCE 235	Academia		0	432	0	432	36.0	Metro East	Proposed new Mfuleni PS and Delft PS/HS. Eerste River PS completed.
WCE 297	Umqophiso		0	32	0	32	12.0	Metro East	Proposed new Sir Lowry's Pass HS and PS
WCE 299	Mfuleni, Injonga, Chumisa, Eloxolweni and Hopolang	Manzomthombo, Joe Slovo, Matthew Goniwe, Thembelithe, Uxolo, Bulumko, Masiyile and Luhla	0	948	504	1452	102.2	Metro East	New schools built in Happy Valley, Silversands and Eerste River. Mfuleni PS/HS and Delft PS/HS in planning. Eerste River HS in construction.
WCE 317		Umyezo Wama Apile, Groenberg	0	85	60	145	35.0	Overberg	Investigate the possibility of a hostel.
WCE 359	Joostenberg		22	316	0	338	45.2	Cape Winelands	No intervention proposed in this U-AMP
WCE 446	De Waalville	Kairos	0	12	7	19	60.4	Eden and Central Karoo	Investigate the possibility of a hostel in Heidelberg.
WCE 509	Melton; RR Franks		0	152	0	152	18.4	Metro East	Proposed new Delft PS/HS
WCE 560	Lawrencia		0	443	0	443	10.4	Metro North	No intervention proposed in this U-AMP
WCE 561	H.M. Dlikidla	Beaufort Wes, Bastiaanse and Mandlenkosi	0	97	450	547	16.2	Eden and Central Karoo	No intervention proposed in this U-AMP
WCE 602	Scheeperskraal		0	32	0	32	59.2	Eden and Central Karoo	Investigate the possibility of a hostel.
WCE 614	Lancewood		0	12	0	12	42.0	Eden and Central Karoo	Investigate possibility of a hostel in Sedgfield.
WCE 637	Ceres Schools	Ceres Schools	0	65	25	90	52.2	Cape Winelands	Investigate the possibility of a hostel.
<b>TOTALS</b>			<b>22</b>	<b>3418</b>	<b>2366</b>	<b>5806</b>	<b>729.4</b>		

Table 5.4: Learner transport routes linked to proposed infrastructure projects

## CHAPTER 6

### MOVING TOWARDS GREATER WIDTH OF IMPACT: RECOGNIZING THE NATURE AND MAGNITUDE OF THE CHALLENGE

#### 6.1 Introduction

As explained in Chapter 5, the WCED has in the past three years recognized and placed emphasis on greater width of impact of the infrastructure spend. In initial formulations the process of moving towards greater width was seen as a budget issue and it was assumed that if a bigger proportion of the budget was shifted in the direction of width-related interventions such as maintenance and presentation projects, the desired “outcomes” of width interventions would be achieved and sustained. The experience of the past three years suggests that these assumptions were optimistic. Firstly, making the budget shifts has been more difficult than originally envisaged. The promulgation of regulations pertaining to minimum infrastructure norms and standards has placed pressure on the budget which, if not managed appropriately, could scupper the intention to achieve greater width of impact. More importantly, it has been recognized that moving towards greater width of impact will require change in how the capacity to implement is restructured and that this will take time and require focused effort. Such effort will need to proceed from a clear understanding of the nature and extent of width interventions, what they are intended to achieve and what is needed to make them work. Moreover, it has increasingly been realised that greater emphasis has to be given to “sustainability” in infrastructure and particularly to sustainability in “width-related” interventions. Thus, this Chapter focuses on three related issues as a prelude to Chapter 7 which deals with Programmes and Projects. These issues are;

- a) capacity re-engineering for the width initiatives;
- b) the strategic shift that width implies; and
- c) sustainability.

#### 6.2 Capacity (internal and external) Re-Engineering for Width

Capacity refers to both the internal human resources as well as the external building industry capacity to respond appropriately to the width initiatives. The human resources (personnel) to implement infrastructure programmes are addressed via the implementation planning processes which flow from the U-AMP, i.e. in the Infrastructure Programme Management Plan (IPMP) and the Infrastructure Programme Implementation Plan (IPIP). What has become increasingly apparent in the past three years, is that building a critical mass of staff to address a major strategic shift in the direction of greater width is itself a strategic issue. Historically, the WCED’s conception of infrastructure delivery and that of its main implementing agent (DTPW) has been dominated by the delivery of relatively large capital projects (and more specifically the building of new schools). This is not surprising in a province that has experienced relatively rapid growth since the advent of



democracy. A focus/emphasis on new build is one of the consequences of this rapid growth. It also resulted in the assembly of implementation capacity within DTPW which is geared to large capital projects.

A significant proportion of the Province's schools were built in the rapid growth period of the 1960's till early 1980's and these schools (and others) are now in need of freshening or refurbishment/maintenance. Whilst awareness of the need to pay more attention to existing stock has grown in recent years and has been recognized in the WCED's strategic planning, DTPW is not organised or set up to address multiple small projects.

Two examples illustrate the point: In 2012/13 WCED introduced a range of innovative new approaches to addressing maintenance and the condition of our schools. The schools in working order sub-programme; the communities in our schools sub-programme and others were in the IPMP submitted to DTPW. In the implementation year 2012/13, none of these new approaches got out of the starting blocks. At the time these innovative sub-programmes involved relatively small spend but their expansion in later years promised great potential. The non-implementation of the sub-programmes did not affect overall spend in the WCED, but the opportunity to restructure the implementation capacity slipped. The second example has to do with the WCED's processes linked to the transferring of funds to SGB's. In 2013/14 DTPW was charged with overseeing SGB use of funds and providing technical, process and procurement advice to schools. In the middle of the year, DTPW handed the responsibility back to WCED asserting that it needed to focus on the high spend capital items and that it did not have the capacity to manage a multiplicity of small projects.

The WCED responded to the mid-year handing over of SGB projects by embarking on a process of building its own internal capacity to implement these smaller projects. These smaller projects were management intensive, small on spend (per project) but potentially important in terms of achieving important outcomes. Such gearing has involved, inter alia, boosting internal programme management staff, the procurement of two management contractors over a three-year period and reducing WCED reliance on DTPW for maintenance-driven projects by developing internal WCED construction procurement systems. While such steps have addressed the maintenance projects, the process has highlighted the magnitude of the implementation consequences. And whether or not WCED continues to build this capacity, which ultimately (according to the lighthouse/generic budget) should be responsible for between 40% to 50% of the overall infrastructure budget, on many management intensive programmes and projects, this is a very important strategic question which needs to be confronted by WCED and the Province as a whole.

In any event, **whether the capacity is built in WCED or DTPW, what is apparent is that WCED's ability to shift the spend in the direction of width is going to be slower than initially envisaged, because the appropriate capacity needs to be built.** In order to understand this, it is useful to dwell briefly on the actual content of width interventions and reflect on the kind of capacity needed to give effect to these interventions.

### 6.3 Width: The Strategic Shift needed to achieve Outcomes

As outlined in Chapter 1, the main strategic goal (or outcome) of the WCED's infrastructure programme is to provide schools with a physical environment which inspires learners to learn and teachers to teach. In order to achieve this outcome, the infrastructure programme should be designed to impact positively across the entire stock of infrastructure, both new and old. The wider the impact, the more learners and teachers will benefit and teaching outcomes will be enhanced. If the existing stock of schools is well maintained, is augmented by facility components not originally provided, presents as cared for and well-managed, then there is good reason for believing that the primary aim of education infrastructure provision will be achieved. Providing new schools to meet new demand is also important for equity reasons. However, the real emphasis is on the existing stock, bringing them up to standard and sustaining that standard. The goal of getting the whole stock in shape and under management requires a different approach and human resource arrangement to capital-intensive new and/or replacement stock. By definition, a focus on width implies an engagement with users, school staff, School Governing Bodies (SGBs), communities, Non-governmental Organisations (NGOs), municipalities and others. These key stakeholders can assist to make decisions about what is needed and to help sustain/maintain existing stock. This implies that the implementation capacity which is required will be in a position to act and deliver quickly after stakeholder input has been made. Nothing demoralizes and demobilizes more than a perception of "no action" after stakeholder enthusiasm and effort has been garnered.

A substantial shift in the direction of a "whole society approach" is required to give greater effect to outcome achievement. This approach has been strongly embraced by the Western Cape Government in its Provincial Strategy in Chapter 1. Moreover, this "whole society approach" must be backed by a responsive and "whole-society sensitive" implementing capacity. At present the education infrastructure delivery machine in the Western Cape (and everywhere else in South Africa) is designed to mainly build new and replacement schools. At present the WCED infrastructure programme includes a range of "width-type" interventions. But, these are not sufficiently tied **together** or delivered at sufficient scale via appropriate delivery systems to ensure desired impact.

The following current sub-programmes support the strategic intent of Width:

- Scheduled/lifecycle maintenance with the exception of very large refurbishments;
- Repairs;
- Emergency Maintenance;
- Routine or day-to-day maintenance;
- The Width sub-programme focusing on the good presentation of schools;
- Most of the minimum infrastructure norms and standards interventions with the exception of replacement schools (which are clearly depth interventions), including basic health and safety, basic connectivity, toilet blocks, classrooms, perimeter fencing, laboratories, libraries, and universal access;

- MOD Centres; and
- Halls.

At present of these sub-programmes are delivered in a disparate way which does not leverage and sustain synergies. This is largely because of the way delivery capacity is set up.

#### **6.4 The Need for greater focus on Sustainability and a Whole Society Approach**

In the past few years there has been a marked rise in the incidence of theft and vandalism at WCED schools. This increase in vandalism is largely due to the difficult economic and social circumstances of the economic downturn which started in 2007. However, it is also attributable to the fact that the department, because of other urgent core demands, has allowed many schools to present in a way which suggests neglect and lack of oversight. The challenge regarding theft, vandalism and neglect/misuse of facilities will not be solved unless key stakeholders fully “own” their schools and the issues associated with them. The gains made through an expanded width programme and for that matter via a conventional capital-intensive programme must be sustained if a virtuous cycle of education facility improvement is to be achieved. At present, schools in poorer areas are increasingly isolated from communities. A whole society approach is required to reverse this.

One such programme will be a programme aimed at getting SGBs and local communities involved in social processes linked to deciding the content of width interventions at schools and protecting the gains achieved thereafter. In gearing to implement pilots in this regard the WCED and DTPW should consider the kind of capacity that needs to be mobilised to support a “whole society” approach. Moreover, decisive movement needs to be made in the direction of assembling the capacity needed so that significant budget shifts can be effected. This will require relatively early decisions about where this capacity is to be built and the form that it should take. The implementation strategies will be discussed and outlined in the Infrastructure Programme Implementation Plan (IPMP).

The Width Initiative, combined with other infrastructure programmes, will ensure that all WCED schools will present better within the next 10 years. Although limited progress is being made in this regard, the appointment of both Control and Chief Work Inspectors has contributed with building capacity for the WCED in trying to make a shift towards width. Another contributor in the shift towards width is definitely the appointment of the two (2) management contractors. The management contractors appointed by the WCED, has assisted to fill the capacity gap with respect to width projects.

## CHAPTER 7

### PROGRAMMES AND PROJECTS

#### 7.1 Introduction

This chapter outlines the infrastructure programmes and projects to be implemented over the MTEF period. The full list of Programmes and Projects for this U-AMP are presented in Templates 6.1, 6.2, 6.3, 7.1, 7.2 7.3, 9.1, 9.2, 9.3. Most of the project types (new school building, replacement projects, additional classrooms, scheduled maintenance, etc.) have been in place in the WCED for many years and will remain so for the foreseeable future. However, in the next five years, more emphasis will be placed on width, as explained in the previous chapter. This process will involve three main components. The first is to incrementally increase budget availability for width-related interventions. This process was initiated in the last four financial years but has been constrained by a number of factors. The second component is to focus on incrementally building the capacity to deliver width-related projects. This process too has been set in motion in previous years as is manifest in the appointment of two management contractors. The third component is to introduce some key changes to the structure of infrastructure programmes and projects. The changes in this regard are discussed in the second half of this chapter.

There are four main programmes in the WCED's infrastructure plan. These main programmes are aligned with GIAMA requirements. The first is the **Acquisition Programme** which focuses on five main sub-programmes:

- New school build;
- New classrooms (classrooms for expansion, for consolidation and relief of over-crowded classrooms);
- Grade R classrooms (new or converted);
- Mobile classrooms; and
- Replacement of schools and/or classrooms built of inappropriate materials.

The second main programme deals with **Disposals**. The WCED does not dispose of property but relinquishes unused property (schools) to the Department of Transport and Public Works, the custodian of all provincial property or leased schools back to the land owner.

The third programme is the **Maintenance Programme**. The term "maintenance" is used in the broad sense of incorporating all intervention types that improve conditions at existing schools or extend their lifecycles. Thus, the maintenance programme incorporates diverse activities/project-types which in the past have constituted separate sub-programmes such as scheduled/lifecycle maintenance and presentation interventions (previously referred to as width, MOD centres, fencing and so on). One consequence of pursuing many sub-programmes under the maintenance programme is that it has fragmented

implementation processes and watered down impact. As a consequence, the Maintenance Programme in this U-AMP has only one Sub-programme, namely the Width Sub-Programme/Comprehensive Maintenance Sub-Programme.

It should be noted that in the U-AMP for 2015/16, a fourth programme was identified to address minimum infrastructure norms and standards backlogs. This programme will now be incorporated largely under the Width Sub-Programme. This is because many of the norms and standards requirements imply a shift in the direction of addressing infrastructure needs at existing schools and are consistent with the philosophy of width. This is discussed in section 7.4.

## **7.2 Acquisition Plan**

### **7.2.1 New School Build Sub-Programme – New Buildings (refer to Template 6.1)**

The sub-programme for building new school infrastructure arises primarily from the pressing and consistent enrolment pressure in certain geographic areas which generally manifests as over-utilisation and over-crowding at a number of schools in the same geographic area. This sub-programme includes new primary and high schools, as well as special schools.

The decision to build a new school is based on investigation into several factors, some of which have been covered in the GAP analysis (Chapter 5) and in the chapter on functional performance of schools. These elements include:

- The “registering” of the need, as prompted by the WCED districts, town developers or the demographic and spatial research outlined in Chapter 3. Before a new school is built, evidence of a growing and consistent need as well as investigating other options for dealing with enrolment pressures is investigated. These include, inter alia, moving learners to schools which do have space, expansion of facilities at the schools affected and/or expansion of schools in the surrounding sub-region.
- Conducting a feasibility assessment of the proposed development and building a business case. The feasibility process is completed in consultation with DTPW, the implementing agent and custodian of all WCED schools.
- The securing of a suitable site for the development of a new school, including the necessary development rights.
- The securing of a budget, which may impact on the time-frames of planning, implementation and completion.

It is only after the above has been complied with, that approval is given for a new school to be built. For this reason, the 2015/16 U-AMP introduced the concept of a year 0, where projects are listed in the budget, but without any budget allocated to the specific project. The reason is that a suitable site or the required development rights have not been secured. Not only does this allow more time (a fourth year) for DTPW to

secure a suitable site, but allows for budget to be allocated for projects for which sites have been procured in order to ensure that the budget is spent during any financial year. In adopting this approach in the 2015/16 U-AMP, a number of new schools fall within this category of year 0. In the case of replacement schools fewer schools fall within this year 0 category, because almost all replacement schools are established on the same sites of the existing schools. The purpose of the introduction of year 0 is to mitigate the situation where projects (without sites) are taken up in the budget and eventually the allocated budget is not spent during the financial year because the site challenges are not timeously resolved.

This U-AMP (2017/18) involved much longer term planning, where projects and budgets are not only planned for the MTEF, but over a 10 year planning horizon. This has meant that projects previously categorised as year 0 projects, awaiting site acquisition or development rights, have now been taken up in the budget, beyond the MTEF. Although certainty around site acquisitions has not been resolved for all these projects, it is assumed that all projects listed beyond the MTEF, will have matters relating to sites resolved in years to come. As soon as a site becomes available (acquired, zoned, etc.) the project will be brought into the MTEF at the next budget adjustment stage in order to start planning on year 0 projects. Template 7.3 provides a list of projects that require site acquisition and these are being dealt with by the property section of the Department of Transport and Public Works.

Considering the above, it is important that all projects identified in the District Analyses, are prioritised in order to know which projects should be promoted above others. In principle, projects already identified in previous U-AMPs and relegated to year 0 will be re-assessed in relation to the district analyses, and then reprioritised. In general new schools are prioritised according to the following principles:

1. New schools identified within a district analysis are prioritised in the following order per district:
  - a. New schools allocated to areas that will have the greatest impact in relieving over-utilisation at existing schools.
  - b. New schools that will serve areas to be developed due to population growth.
  - c. New schools that will alleviate learner transport routes based on greatest impact on cost of the transport routes.
  - d. New schools that will accommodate school closures and Grade 8 and 9 learners from intermediate schools.
2. After schools have been prioritised per district, these lists are combined and reprioritised for the province as a whole. The same principles listed above apply.
3. New schools allocated beyond the MTEF will only be brought into the MTEF once all sites have been procured.

Using the processes outlined above, the WCED plans to start construction on 5 new schools over the 2017/18 to 2019/20 MTEF, whilst fifteen (15) new schools are planned for completion during this 2017/18 to 2019/18 MTEF period. The details are contained in Template 6.1 and summarised in Tables 7.1 and 7.2 below. It is worth noting that when the WCED's current portfolio is examined, the ratio of primary to high schools is approximately 3:1. In the new school sub-programme there are substantially more high schools

proposed for build than primary schools, reflecting the prioritisation in this MTEF of high schools because of the shortage identified in the micro-level analyses.

District	Primary	High	LSEN	Total
Cape Winelands				
Eden and Central Karoo				
Metro Central				
Metro East	1	1		2
Metro North				
Metro South		1		1
Overberg				
West Coast	1	1		2
Total	2	3		5

Table 7.1: New schools planned for construction to commence over MTEF period

District	Primary	High	LSEN	Total
Cape Winelands	1	1		2
Eden and Central Karoo	1	1		2
Metro Central		1		1
Metro East	3	2	1	6
Metro North	1	1		2
Metro South	1			1
Overberg		1		1
West Coast				
Total	7	7	1	15

Table 7.2: New schools planned for completion within MTEF period

### 7.2.2 New classrooms sub-programme (refer to Template 6.3)

In this sub-programme new classrooms are built at existing schools. These classrooms either assist with existing enrolment pressure at a school or with enrolment pressure or new demand in an area (**relief brick and mortar classrooms**). In the case where a specific school would like to expand in order to accommodate additional learners and alleviate pressure from the surrounding school environment, these programmes are referred to as **expansion projects**.

Other areas where new classrooms would be considered are instances where the consolidation or closure of a school in an area, would result in the need to “expand” at another (receiving) school in order to accommodate the learners affected by the closure. In some instances new classrooms are required in order to accommodate Grade 8 and 9 learners currently at intermediate schools but who have to move to



secondary schools in the area. The detailed specification of where (at which schools) such classrooms will be built is confirmed with districts.

Classrooms for the MTEF are identified in Template 6.3 with a list of possible expansion classrooms beyond the MTEF listed. Projects are prioritised on the same principles as new schools, with the intention to achieve the greatest impact on over-crowded schools and areas as well as assisting with the closure of small schools. This classroom sub-programme should not be confused with the Classroom shortages identified under the norms and standard backlog, which will be discussed separately under the Norms and Standards sub-programme.

### **7.2.3 Grade R classrooms (new or converted)**

This existing programme continues in this U-AMP, with a stronger emphasis on the concept of classroom conversion, introduced in the previous U-AMP, than providing new classrooms. Beneficiary schools for the Grade R classroom programme are selected by the Sub-Directorate: Early Childhood Development (ECD) and vetted by the Directorate: Infrastructure Planning (DIP). DIP scrutinises the list of schools in order to establish possible classroom conversions, i.e. where schools have existing Grade R enrolment accommodated in normal classrooms. It is more cost-effective to convert these classrooms appropriately for Gr R use than to build new facilities. In cases where schools are not growing and remain under-utilised, it is regarded as not necessary to build more classrooms, but rather to convert existing classrooms to Grade R facilities (refer to Template 6.2).

However, in cases where schools are over-utilised and existing Grade R enrolment is accommodated in normal classrooms, Grade R classrooms can be built and should be seen as an attempt to free up space in order to manage overcrowding at the school. Projects in this programme have been grouped in order to form geographical entities that will make the packaging of projects for execution more economical. For the 2018/19 year no new Grade R projects have been selected in order to allow for the existing projects to be completed.

### **7.2.4 Mobile classrooms sub-programme**

Despite accommodation planning each year, the department is confronted at the beginning of an academic school year with increased learner numbers which can partly be ascribed to in-migration of learners. The only appropriate and swift response from the WCED is the provision of mobile units. Mobile classrooms are purchased and deployed as the need becomes evident and only after the availability of units from the existing pool has been explored. Budget provision has been made for both the purchase and/or relocation of existing mobile units. However, it is not possible to identify needs over the MTEF as needs are generally only identified in a specific year of implementation.

### 7.2.5 Replacement sub-programme (refer to Template 7.1)

The WCED is committed to the eventual replacement or evacuation of all inappropriate structures. In the Western Cape inappropriate structures refer to schools that could be dangerous or pose a health and safety risk to learners and teachers. This process will stretch over several years. The processes through which this will be accomplished include:

- The removal of structures that are in an unsatisfactory condition and are no longer needed at permanent schools;
- Closure of inappropriate structures; and
- Replacing inappropriate structures with new permanent structures.

Although the regulations relating to minimum norms and standards for school infrastructure have listed the replacement of schools built of inappropriate materials as a priority, the WCED has always been committed to the eventual replacement or evacuation of all inappropriate structures in the province. However, these replacement schools will be prioritised. The first schools to be replaced are those entirely built of asbestos. The remainder will be dealt with as discussed in Chapter 5.

It should be noted that the WCED's replacement intentions received a major boost via the National Department of Basic Education's Accelerated School Infrastructure Delivery Initiative (ASIDI) programme, in terms of which 25 schools in the Western Cape are in the process of being replaced. The ASIDI intervention makes a significant dent in the department's replacement backlog. The WCED, however, has planned replacement schools, over and above the ASIDI initiative. This intervention is discussed in detail in the WCED's Norms and Standards Backlog Strategy. In short, those schools built entirely with asbestos, with the greatest health risk, have been prioritised for replacement. In addition to the schools already incorporated in the MTEF in previous U-AMP's, 26 schools have been identified and prioritised based on the conditional rating of the buildings.

The WCED's replacement schools over the 3-year MTEF are summarised in Tables 7.4 and 7.5 below. In the period 2017/18 to 2019/20, the WCED plans to start construction on 10 schools. The WCED also plans to complete 20 replacement schools during the same MTEF period.

District	Primary	High	LSEN	Total
<b>Cape Winelands</b>	1	1		<b>2</b>
Eden and Central Karoo				
Metro Central				
Metro East	1			<b>1</b>
Metro North	1			<b>1</b>
Metro South	1	3	1	<b>5</b>
Overberg		1		<b>1</b>
West Coast				
<b>Total</b>	<b>4</b>	<b>5</b>	<b>1</b>	<b>10</b>

**Table 7.3: Replacement schools planned for construction to commence over MTEF period**

District	Primary	High	LSEN	Total
Cape Winelands	2			2
Eden and Central Karoo	3			3
Metro Central	5			5
Metro East		1		1
Metro North	2			2
Metro South	2	1	1	4
Overberg	1	1		2
West Coast	1			1
Total	16	3	1	20

**Table 7.4: Replacement schools planned for completion within MTEF period**

### 7.3 Disposal Programme

The WCED is in the process of rationalising, consolidating and merging several underutilised (non-viable) schools throughout the province in an effort to utilise educational resources more efficiently and more equitably. In the process of such rationalisation, school closures will be necessary. The micro-level District Analyses that investigated the possibility of school closures, described in Chapters 2 and 3, identified a number of schools which need to be considered for closure. Although the schools have been identified in the districts' analyses, further investigation and discussion with relevant role-players in the community is a prerequisite before a decision will be taken to propose the closure or alternative use of a school.

It should be noted that a more detailed analysis of possible school closures is not based on utilisation alone. The condition of the school, whether or not it is a leased school and whether or not it is built of inappropriate materials and several other factors are also taken into account. School closures are sensitive and such closures will not be embarked upon lightly. However, the WCED has a responsibility to both learners (quality education) and the public at large (spending of public funds) to ensure that educational resources are equitably and gainfully used. All schools proposed for closure during the applicable calendar year will be notified well in advance and due process will be followed, including formal public participation processes. School closures will largely be based upon the findings of the District Analyses discussed in Chapter 3.

The department is also looking at the cost of accommodation at leased schools. The department will proactively move to having these learners accommodated in state-owned schools. In doing so, the lease agreements of such schools will be terminated. Alternatively, the acquisition of some of these leased schools is under consideration. After the successful closure of a school the process of disposal of the facility will begin. If the facility is a leased school, the property will merely be returned to the owner. State owned schools will be handed back to the Department of Transport and Public Works as per prescribed notification periods and protocols.

#### 7.4 Maintenance Programme (Refer to Template 9.1)

As indicated in the introductory section to this Chapter, the Maintenance Programme in the 2017/18 MTEF will be comprised of a single Sub-Programme- the Width Sub-Programme or Comprehensive Maintenance Sub-programme. Incorporated into this sub-programme will be a range of interventions which were separate programmes and sub-programmes in the U-AMPS for 2015/16. These include: scheduled and life-cycle maintenance; the sustained good presentation initiative (or what was referred to as the width initiative); fencing; and MOD Centres. In addition in the U-AMP for 2015/16 Norms and Standards were incorporated as a separate programme along with several sub-programmes such as ablutions; laboratories and libraries; sports and recreation facilities and universal access. These sub-programmes will also be incorporated into the single Width sub-programme. It should be noted in respect of norms and standards interventions that the Replacement Schools and Classrooms components are not incorporated into the Width sub-programme and instead form part of the acquisitions programme. It is possible that at a later stage classrooms may be added to Width.

The rationale for focussing on a single sub-programme is to consolidate impact and give content to the intention to shift to “width”. The concern with having many sub-programmes is that it disperses impact to the point that in some instances, impact is hardly noticeable. Moreover, it makes implementation and reporting complex. Thus the vision of a single Width Sub-Programme is to reach 100 schools per annum and leave them in much better condition and compliant with Norms and Standards and with arrangements to sustain positive impact. This would mean that in 10 years 1000 schools would be reached (which would account for most of the poorer schools in the Province). Thereafter the programme would start again in a cycle of continuous improvement. This would widen the impact of the WCED’s infrastructure programme. Reaching 100 schools per annum with assumed enrolments of 1000 learners implies positive impact on 100,000 learners per annum which is addition to the impacts from other interventions which for the most part will be much more narrowly felt.

The WCED vision is that expenditure at each school will vary between R3 million and R 10 million with an average of around R7 million per year. An average of R 7m per year would imply a total budget of approximately R700m per year which is beyond reach at this juncture. The programme will need to be phased in and budget will have to be sought. Thus it is proposed that in 2017/18 a total of 68 projects are pursued at an average of R6m per school. In 2018/19 a total 69 projects at an average of R 6m per school should be addressed. In 2019/20 the average amount per school will be increased to R7 m per annum and 80 projects implemented. Thereafter (2020/21), 100 schools per annum at an average of R7 million per school will be in the WCED infrastructure plans,

Schools that are to receive comprehensive maintenance are prioritised according to the condition assessment as explained in Section 5.3.1. Template 9.1 provides a complete list of schools that are prioritised for comprehensive maintenance. Prioritisation is largely based on the condition assessment with

influences from the district analysis, in order to accommodate possible closures and other educational outcomes. Schools that do not have a condition assessment (very few schools) are also included in the prioritisation and given higher priority as the WCED become aware of maintenance issues at these schools, through the emergency maintenance notification process. Schools that are leased are excluded from this prioritisation. Maintenance at these schools are discussed in section 7.4.3. Maintenance to inappropriate structures are also excluded from this comprehensive maintenance list and are dealt with by means of emergency maintenance procedures.

#### **7.4.1 Width sub-programme**

In prior chapters reference was made to the fact that the impact of the WCED infrastructure spend is felt too narrowly and that there is a need to introduce sub-programmes which achieve greater **width of impact**. Moreover, Chapter 4 indicated that whilst money was regularly spent on maintenance, a general physical improvement in WCED schools at the levels of both perception and reality was not forthcoming. This can be ascribed to the fact that the outcome had never been clearly articulated and pursued. The intention of the Width programme is to change this situation and to leverage real impact from infrastructure investments at existing schools.

#### **7.4.2 The Content of the Width Programme**

Research in many parts of the world shows that there is a positive link between the physical environment in which learners are taught and learning outcomes are achieved. Run-down and overcrowded learning environments portray a message of neglect and disrespect to those that use them. Moreover, it sends a message of management incompetence or indifference which erodes learner, teacher and community confidence. It is likely in the educational environment that schools which are presentable and in working order will reduce the incidence of vandalism and other neighbourhood problems. Similarly, outdoor facilities and the activities for which they are used (e.g. sports) have been found to reduce anti-social behaviour by teenagers, support informal learning systems, advance social development and foster school-community relationships. Where such facilities are absent or in a poor state, learners are denied potentially important developmental opportunities.

Given that the existing stock of schools was produced at different times in history, in different locations, in different socio-economic contexts, and with different resources it follows that there will be a variation in emphasis given to different aspects of school condition/performance improvement. Each school therefore needs to be assessed comprehensively with a view to determining the key “width” interventions to be prioritised at the school. Here the emphasis must be on impact. In sum, the question must be what interventions will maximize the “impact” of the spend on the school. In the past the wide range of interventions classified under ‘width’ have been implemented in such a disparate way that little impact of spend was evident. The objective is certainly to widen the impact of the overall spend but not to spread

investment so thinly that it is barely felt. And the objective must be that when the “Width” project is complete, there is no question of impact achieved in the eyes of learners, teachers and the community and that sustainability measures are put in place.

At each school an evaluation of key needs will be made in a highly structured way. In short the needs of the school will be assessed in relation to each of the components of the “Width” initiative. It is likely that at some schools not all of the needs will be addressed in the first round of interventions. The components of the school assessment are as follows:

- **The School Maintenance, Presentation and Improvement Plan**

Each participating school will be assessed in terms of its own active involvement in maintenance. Particularly important in this regard will be the measure of success the school obtained with respect to Routine or Day-to-Day Maintenance and other activities necessary to sustain the school in working and presentable order. Moreover, performance in school improvement will be sustained. Each school will then be assisted in the formulation of a **school maintenance, presentation and improvement plan**. The plan will articulate plans for, inter alia, routine and day-to-day maintenance, lifecycle maintenance, projects that directly affect presentation, improvement projects and measures for ensuring sustainability. The plan will articulate and scope the specific projects to be undertaken as part of the initiative. The plan will be kept at the school and updated as maintenance interventions and improvements occur. **Every school at which a width intervention occurs will have an infrastructure maintenance and improvement plan.** It should be stressed that the plan should be drawn up with all key stakeholders, and must place emphasis on how the impact of width interventions are to be sustained and expanded.

Over the past six years (2011/12 to 2016/17) the WCED replaced approximately 71 schools built of inappropriate materials and constructed 26 new schools. It is important to sustain the maintenance at these schools and not to allow a repeat of the current situation, namely a lack of maintenance of WCED school buildings. Therefore, these schools are included in the maintenance programme of the WCED in order to ensure that newly constructed schools are maintained in good order.

- **Maintenance Interventions**

At each school an assessment will be made at the outset to get the schools in basic working order (fixing doors, replacing broken windows, making sure toilets are working, cleaning drains, removing leaves from gutters, etc.). The interventions here should be of the sort associated with routine and day-to-day maintenance. The intention is to get the school up to a very basic baseline. Thereafter this baseline must be sustained and improved via the routine and day-to-day maintenance plan and other maintenance interventions. This part of the Width initiative is not optional.

The school must also be assessed regarding Lifecycle/scheduled maintenance interventions. The point of departure here must be the lifecycle condition assessment already undertaken by DTPW. Key

interventions should be identified and an order of priority of interventions identified. Eventually the lifecycle maintenance actually undertaken must be considered in relation to other competing Width components that could be addressed. When this assessment is done the component parts of lifecycle maintenance yet to be attended to must be recorded in the School Maintenance, Presentation and Improvement Plan referred to above. This component is optional but mainly with respect to the extent of maintenance undertaken.

- **Presentation Interventions**

Aspects of routine and day-to-day maintenance are important to presentation as the “the broken window syndrome” suggests. But, there are interventions which are very explicit about making a school presentable. Presentation interventions include, inter alia, painting, landscaping, major clean-ups and beautification initiatives (e.g. community painted murals). Painting is unquestionably a high impact intervention for improving presentation. As a general rule, school planning should focus on using the resources that the initiative makes available to engage the local school community. Implementing presentation interventions is not optional unless it can be shown that the school presents well.

- **Fencing and Security**

Fencing and other security interventions may constitute part of the Initiative. The Good Presentation does not envisage turning schools into jail-like fortresses. But security is unquestionably a key issue affecting infrastructure sustainability particularly in relation to vandalism. Consequently, the use of funds for carefully selected projects in this regard can make a contribution (e.g. CCTV cameras on school sites). Alternately, defensible space interventions could also make a significant difference and should be considered. Needs must be assessed and proposed interventions developed. Minimum norms and standards provision in regard to fencing and security must be complied with. Interventions in excess of this are optional.

- **Improvement Interventions/Norms and Standards**

As part of the Width Initiative each participating school will select and oversee the implementation of infrastructure improvement initiatives which will contribute to both developing community ownership and the achievement of core educational outcomes for example and are required as part of Norms and Standards compliance. More specifically the following possible areas of intervention must be assessed:

- a. The building of additional ablution blocks or sanitation facilities if required.
- b. The provision of library and laboratory facilities if required (new facilities to be built only as a last resort. Use of existing space or conversion of existing space is preferred.
- c. The provision of multi-purpose sports fields or sports facilities. Boosting learner involvement in sports or outdoor activities provides a number of learning possibilities for learners, as well as potentially boosting community interest in school events and by implication greater involvement in the school. Gearing in donor/community support for these kinds of initiatives is encouraged.
- d. Making Universal Access provisions at schools (ramps, doors, toilets etc.).



- e. Establishment of SLIM-Laboratories for e-Learning initiatives.

Needs with respect to Norms and Standards facilities must be assessed particularly with reference to backlog data. Such backlog data must be checked for accuracy on the ground. The provision of needed ablution and sanitation facilities as well as libraries and laboratories is compulsory in the first round of Width projects because of N&S deadlines. Other norms and standards provisions (Sports Fields and Universal access) can be addressed in a second round but must be done prior to 2030.

- **MOD Centre Interventions**

The MOD Centre initiative, funded outside of the WCED infrastructure budget, focuses on youth development in the province and provides an opportunity to collaborate on projects that are consistent with the overall goals of the Width programme. The programme includes the construction and refurbishment of school halls, sport fields, school sport equipment and graduate tutors.

The WCED has aligned its own programmes to complement the Department of Cultural Affairs and Sport (DCAS) programme of providing MOD centres to underprivileged schools. For the 2017/18 financial year a deviation from the projects selected as per the original business plan in 2014 is proposed. New projects selected are done in collaboration with DCAS. These new projects will be selected from the Lavender Hill/Retreat/Grassy Park area as well as a project within the rural districts and will coincide with the initiatives planned for the same year under the Width Initiative.

Alignment with possible MOD Centre interventions should be checked for every project; but such alignment is optional.

- **Sustainability Arrangements**

As mentioned above, sustainability arrangements must form part of the school maintenance, presentation and improvement plan. To this end, attention should be given to ways of leveraging community ownership and contribution. The feasibility of Rand for Rand contributions by WCED in return for community investment (either in the form of money or sweat equity) should be tested. Moreover, partnerships with Non-Governmental Organizations (NGOs) and Community Based Organizations (CBOs) should be explored. Given the roots that such organizations have established in the community environments it seems prudent to seek to leverage the community legitimacy that such organizations enjoy to establish new ways of ensuring the ongoing sustainability and improvement of school facilities. Given the rise of vandalism, a fresh approach is well overdue. Finally, it will be a condition for participation in the Width Initiative that SGBs participate in and sign off on the development of strategy to ensure that schools continue to perform and present well.

Part of the average funding set aside for Width projects at each school could be reserved for building the capacity of the SGBs at selected schools. The nature and extent of capacity support will depend on an analysis of the strengths, weaknesses and overall level of functionality of the SGBs. Possibilities include

seed funding for developing a school improvement fund which will seek to leverage external contributions. Funds could also be used for training programmes for SGBs and other stakeholder groups.

#### **7.4.3 Maintenance and Leased Properties and schools built of inappropriate materials**

The maintenance of leased property remains the responsibility of the owners of these facilities to maintain these facilities to a standard acceptable to the WCED. This responsibility is contained in lease agreements concluded with property owners. However, since not all property owners maintain facilities to a standard acceptable to the WCED, the WCED has allocated additional funding to an Ad Hoc Maintenance fund in the budget to assist leased schools with maintenance, especially when the safety and health of learners and teachers (e.g. with regard to water, electricity, sanitation) are compromised. Leased schools will apply for emergency maintenance and if warranted, funding will be made available through the Ad Hoc allocation for maintenance at such leased schools. The same will apply to schools built of inappropriate materials, as these schools will only be included on the scheduled maintenance list, once replaced.

If maintenance at a leased school is approved, the work to be effected will not exceed the amount of R200, 000. Maintenance will be undertaken on the inside of the building, but no major work on the outside of the building or structural defects will be addressed. Such work remains the responsibility of the owner.

#### **7.5. Comment on the Implementation of the Norms and Standards Backlog Elimination Plan**

It should be stressed that the elimination of norms and standards backlogs is not ignored in this section on Programmes and Projects. All aspects of these backlogs are included under one of three sub-programme headings. Replacement school backlogs are addressed in Section 7.2.5. Classroom backlogs are dealt with in Section 7.2.2 which addresses the expansion programme. Classroom backlogs are also notionally addressed via new school construction. The balance of the Norms and Standards backlog categories are dealt with in Section 7.4.2 on the Width Programme. The timeframes assumed for backlog elimination in the sub programmes above are consistent with those in WCED's norms and standards backlogs implementation plan, titled THE PROPOSED STRATEGY FOR THE ELIMINATION OF PUBLIC SCHOOL INFRASTRUCTURE BACKLOGS IN THE WESTERN CAPE AS IDENTIFIED THROUGH THE REGULATIONS RELATING TO MINIMUM UNIFORM NORMS AND STANDARDS FOR PUBLIC SCHOOL INFRASTRUCTURE, PROMULGATED IN TERMS OF THE SOUTH AFRICAN SCHOOLS ACT, 1996 (ACT NO. 84 OF 1996).

As mentioned at the beginning of this Chapter, three main components are needed in order to place more emphasis on width. The first two, increasing budget and making fundamental changes to the structure of infrastructure programmes and projects are relatively achievable. Although the WCED is still in a process of making this shift, good progress has been made in this regard. The third component, building capacity to deliver width-related projects, seems to be more difficult to sustain. With the appointment of two management contractors, the WCED has seen success with the implementation of Width related projects.

These are specifically the type of projects that DTPW experiences difficulty to implement. DTPW remains more geared to deal with larger capital projects (new and replacement schools). Unfortunately, the existing contract of the two appointed management contractors is coming to an end in mid-2017. The reality is that without the additional capacity of the two contractors, it would be virtually impossible for the WCED to address the issues of minimum norms and standards and in brought the width initiative.

The focus of Norms and Standards are to a large extent on the replacement of inappropriate structures and the provision of water, sanitation and electricity, which according to the regulations needed to be addressed within a 3 year timeframe. The WCED is very fortunate in that all our schools have access to water, electricity and sanitation. The replacement of inappropriate structure is discussed in the WCED's norms and standards backlogs implementation plan and as indicated in this plan the focus remain on schools made of asbestos and that the replacement of these schools will be accommodated over a 10 year planning framework.

## CHAPTER 8

### THE BUDGET

#### 8.1 Introduction

The WCED and Education Infrastructure delivery in the country find itself in a very fortunate position, in that government has remained committed to expenditure on educational infrastructure provisioning and has therefore kept cuts on the infrastructure budget to the minimum over the MTEF period. The country finds itself in a period of continued economic uncertainty and pressures relating to possible investment downgrades continue to face the country. Associated uncertainties related to political instability and the continued drought places an added burden on the economic stability of the country.

These factors not only contribute towards economic uncertainty, but have a direct impact on the availability of government funding and continued government spending. Added to this, is the continued financial burden on ordinary households throughout the country, with a direct bearing on school's ability to generate additional income and simply collect outstanding school fees. These implications not only place a burden on school's finances to run the school, but from an infrastructure perspective, have implications for general maintenance and appearance of buildings.

In Chapter 5 reference was made to the challenges that prior commitments pose to current plans for infrastructure provision. These prior commitments, together with economic uncertainty make planning within the current MTEF extremely difficult. Certainly the District Analysis and its financial implications, as discussed in the generic (lighthouse) budget presented in Chapter 5, imply some major strategic shifts. This Chapter describes the way in which prior commitments and new strategic direction are reconciled and given expression in the budget. The budget released by Provincial Treasury specified a budget figure of R1, 614 billion for the year 2017/18. This figure is approximately R100million less than the WCED planned lighthouse budget for the same year. This allocation remains too low to deal with the current education infrastructure challenges. This U-AMP outlines WCED's rationale for motivating an increased budget allocation for 2018/19 and beyond. The budget for 2019/20 indicated in this U-AMP is indicative and will be discussed with DBE and both Treasuries.

A major feature of this UAMP is the continued implementation of a 10 year planning horizon. This means that projects have been allocated and budgeted for over a 10 year planning framework. Although details regarding projects beyond the MTEF are subject to change, projects within the MTEF will largely remain constant. However, as already discussed in Chapter 7, projects previously identified as year 0 projects, (pending site acquisition and zoning) have not been allocated budget in the MTEF. New schools beyond the MTEF have been allocated budget based on priority and the likelihood of suitable sites being procured. As sites for new schools become available, they will be drawn into the MTEF and budget appropriation stage.

## 8.2 The U-AMP Summary Budget for the MTEF

As indicated in previous U-AMPs, any new budget is tied to prior financial commitments. These commitments incorporate projects that started in prior years but have multi-year budget allocations and also projects which will start in 2017 which were committed in the WCED Annual Performance Plan (APP) and around which expectations have been created. However, despite projects captured in the current U-AMP, priorities can change depending on the demands on the ground. The ability to shift the structure of a budget in the direction of the generic budget is, as a consequence, constrained.

However, the WCED has over the past few years made a concerted effort to align its budget to the proposed lighthouse budget, with determined actions to increase maintenance spend. These efforts are, however, inhibited by an emphasis on replacements due to the norms and standards regulations. In the past few U-AMPs, the maintenance effort has increased from 13% in the 2013/14 budget to 22% in the 2014/15 budget and 23% in the 2015/16 and 2016/17 budgets. Although this is nowhere close to the required spending on maintenance, the percentage spend on maintenance in 2017/18 is 25.7%. The table below indicates a summary of the different programmes and budget allocation over the different financial years.

PROJECT	BUDGET FOR 2017/18 R'000	%	BUDGET FOR 2018/19 R'000	%	BUDGET FOR 2019/20 R'000	%
Expansion Classrooms	65 000	4.0%	55 000	3.6%	65 000	4.0%
Upgrade and Additions excl. MOD, Adhoc	108 959	6.8%	65 000	4.2%	128 200	7.9%
MOD Centres	41 381	2.6%	43 781	2.9%	46 233	2.9%
Adhoc Maintenance	10 000	0.6%	10 000	0.7%	15 000	0.9%
Grade R : Classrooms	10 000	0.6%		0.0%	10 000	0.6%
Office Buildings	8 186	0.5%	8 120	0.5%	9 050	0.6%
Human Resource Capacity (IDIP/DORA)	29 711	1.8%	31 819	2.1%	34 489	2.1%
Comprehensive maintenance (Scheduled, Width, Norms & Standards, E.P.W.P. and Management Contractor Consultant)	415 314	25.7%	427 251	27.9%	502 704	31.1%
Emergency Maintenance	30 000	1.9%	25 000	1.6%	30 000	1.9%
Relocation Mobiles	20 000	1.2%	10 000	0.7%	10 000	0.6%
Hotspot Mobiles	30 000	1.9%	10 000	0.7%	30 000	1.9%
New Schools / New Hostel	370 487	23.0%	318 740	20.8%	226 345	14.0%
Replacement Schools	392 141	24.3%	461 527	30.1%	440 723	27.3%
School Furniture New Schools	2 500	0.2%	2 500	0.2%	2 500	0.2%
Capacity Consultant / SGB Projects	10 000	0.6%		0.0%		0.0%
School Hall Programme	15 000	0.9%	5 000	0.3%	5 000	0.3%
Hostel Refurbishment	55 365	3.4%	58 576	3.8%	61 856	3.8%
<b>Grand Total</b>	<b>1 614 044</b>	<b>100%</b>	<b>1 532 314</b>	<b>100%</b>	<b>1 617 100</b>	<b>100%</b>

**Table 8.1: U-AMP summary budget for the 2016/17 & 2017/18 - 2019/20 MTEF**

In the 2015/16 U-AMP the number of projects identified for scheduled maintenance decreased to approximately 100 schools per annum and in 2016/17 it further reduced to only 50 schools. The reduction of

50 schools was in line with the introduction of comprehensive maintenance as part of the Width Initiative. However, in 2017/18 the number of projects per annum steadily starts to increase as the backlogs with regards to maintenance projects from previous years are completed. In 2017/18 the WCED intends to complete 68 projects, 69 projects in 2018/19 and then to increase the number of maintenance projects to 80 in 2019/20. The idea was and remains to intensify efforts on maintenance at these schools and achieve greater depth that will ensure that no maintenance will have to be done at these schools in the foreseen future. Further to this, some schools identified to receive maintenance will be selected to receive life cycle maintenance ensuring that the existing life-span of the building is increased.

Budget has also been allocated to an ad-hoc maintenance fund that will ensure that all leased schools, if they remain in the needs pool, will receive maintenance if needed. Schools will apply through the normal emergency maintenance process and will be scrutinised and categorised as needing either emergency maintenance or if larger work is required, schools could receive maintenance assistance through the ad hoc fund.

Project	2017/18	2018/19	2019/20	2020/21
	R'000	R'000	R'000	R'000
Comprehensive maintenance (scheduled, Width and Norms & Standards, E.P.W.P. and Management Contractor Consultant)	415 314	427 251	502 704	469 202
Emergency Maintenance	30 000	25 000	30 000	40 000
<b>MAINTENANCE ALLOCATION</b>	<b>445 314</b>	<b>452 251</b>	<b>532 704</b>	<b>509 202</b>

**Table 8.2: Maintenance budget breakdown for the 2016 & 2017/18 – 2019/20 MTEF**

An allocation of R370 million (23% of the budget) has been made available for new schools in the proposed 2017/18 U-AMP. This allocation of 23% addresses prior commitments and allows limited planning initiatives of new schools. Since new schools are only promoted when sites are available, the MTEF budget cannot sustain increases or shifts in budget towards new schools. The budget for new schools decreases to R318 million in 2018/19 (20%) and as low as R226 million in 2019/20 (14%). This is largely due to the unavailability of suitable sites to promote new school development. However, as sites for new schools become available these projects will have to be brought forward into the MTEF at the expense of other projects, especially replacement schools. Budget for the acquisition of new school sites remain a problem at the DTPW and have a direct effect on the WCED's strategy to provide new schools.

The allocation towards replacement schools is R392 million in 2017/18 (24%) and increases to R457 million in 2018/19 (29%) and R440 million in 2019/20 (27%) respectively. As indicated, this is a direct result of the unavailability of sites to promote new school development. As sites become available and new schools are brought forward into the MTEF, this should be corrected. If the MTEF budget from the past two years is studied carefully, this trend seems to have manifested every year, with a correction happening in the first year of every new MTEF. Definite efforts are being made during each new U-AMP in order to ensure that the budget for comprehensive maintenance is increased at least in the first year of the new MTEF. The focus on replacement schools does, however, contribute to the WCED's efforts to address the norms and standards backlogs in the province.

The reality of this budget, and how it is reflected especially in the outer years, is a direct result of the availability of sites for the construction of new schools. The decision to move projects with no sites beyond the MTEF had a negative impact on the infrastructure strategy identified in Chapter 5. As discussed in Chapter 5, the WCED proposes a move towards new build and maintenance and away from replacement. New build includes expansion and consolidation of schools' facilities. The reality is that both implementation of the regulations relating to minimum infrastructure norms and standards and the absence of appropriate sites disrupt this WCED strategy. As discussed in Chapter 7, all new school projects will however be prioritised and brought into the U-AMP once a site is available (acquired and zoned). With the increase in enrolments in the province the emphasis on new schools and additional classrooms should receive priority attention.

It is, envisioned that a balance will be struck between maintaining an increase in replacement spending and new school spending over time. The budget allocated to expansion classrooms also increases to R65 million in 2017/18 in comparison to the current R48 million budgeted for in the 2016/17 U-AMP. As indicated earlier, new schools include the provision of expansion classrooms and the consolidation of school facilities into hubs. This budget increase signals an effort from the WCED to accommodate not only applications by schools to expand existing capacity, but also to assist with relief classrooms at over-crowded schools and replacement of dilapidated pre-fabricated classrooms at existing schools.

Although the 2017/18 U-AMP demonstrates continued efforts to align to the 'lighthouse' budget, the challenges related to sites for new schools, does inhibit efforts in the outer years to increase spending on new build. Tables 8.3 and 8.4 below set out the budgets for new and replacement schools respectively.

No.	Description	2017/18	2018/19	2019/20	2020/21
		R'000	R'000	R'000	R'000
1	New Schools: Specials	32 857	6 000	0	0
2	New Schools: Primary	102 217	157 238	101 849	108 500
3	New Schools: Secondary	198 413	153 502	107 496	113 500
4	New Schools: Hostel	0	2 000	17 000	1 000
5	Other (Over Expenditure, Final Accounts and Aurecon PSP Fees)	37 000	0	0	0
	<b>GRAND TOTAL</b>	<b>370 487</b>	<b>318 740</b>	<b>226 345</b>	<b>223 000</b>

**Table 8.3: New schools**

No.	Description	2017/18	2018/19	2019/20	2020/21
		R'000	R'000	R'000	R'000
1	Inappropriate Structure: Classrooms	0	0	0	0
2	Inappropriate Structure: Primary Schools	297 341	344 718	292 723	428 000
3	Inappropriate Structure: Secondary Schools	89 800	92 809	113 000	89 000
4	Inappropriate Structure: LSEN Schools	5 000	24 000	35 000	6 000
	<b>GRAND TOTAL</b>	<b>392 141</b>	<b>461 527</b>	<b>440 723</b>	<b>523 000</b>

**Table 8.4: Replacement schools**



## Chapter 9

### U-AMP IMPROVEMENT PROGRAMME

#### 9.1 Proposed U-AMP Improvement

This U-AMP (2017/18) is the seventh User-Asset Management Plan produced by the WCED. The first two U-AMPs were template-driven as prescribed by National Treasury. These templates diluted the essence and focus of maintaining a meaningful rationale as to why certain projects should be included in the U-AMP. The 2013/14 U-AMP shifted away from being template driven and focused on district analyses guided by the Western Cape Infrastructure Planning Guidelines. In 2013 DBE changed the layout of the U-AMP in a direction which was strongly influenced by the WCED approach and requested provincial education departments to develop their U-AMPs accordingly. The outline of U-AMP 2017/18 complies with the DBE request and follows the format of the UAMP's since 2013/14. Further, the 2017/18 U-AMP continues the process started in 2014/15 to accommodate the prescripts and compliance timelines set out in the Regulations for Minimum Uniform Norms and Standards for Public Schools Infrastructure (Vol. 540, No. 33283).

The District Analysis (micro-level analysis) was completed for all districts in the U-AMPs of the past two years. Since the beginning of 2014, the results of the District Analyses as mediated by Head office and GIS training, have been communicated to all relevant district staff (Circuit Managers) to enable them to verify the separate District Analyses and enable them to prioritise, with evidence, projects identified for inclusion in the U-AMP. During 2016, extensive work has been done in school infrastructure consolidation and various visits have been undertaken to engage District Directors on measures to maximise current accommodation. From these visits, the consultation sessions with the districts resulted in a ten-year infrastructure plan for the department. Although the budget allocation for school infrastructure over the next ten (10) years is unknown, the WCED has been able to identify projects, in order of priority, over the next 10 years until 2026/27.

The interaction between head office and district personnel during infrastructure engagements has again contributed to a more informed 2017/18 U-AMP and an updated District analysis. This document also improved in terms of cross referencing between narratives and templates in order to allow for ease of reading and understanding.

#### 9.2 Information quality

Although WCED Infrastructure Planning GIS has improved planning for school infrastructure investment, there are still areas for improvement and refinement.

### 1. Catchment Area Analysis

The development of Catchment Area Analysis algorithms allows for the systematic identification of spatial match or mismatch between demand and supply regarding education infrastructure. The Directorate: Infrastructure Planning & Management (DIP) would like to use learner address information to plot where learners of specific schools reside and travel from. The quality of this information is poor and cannot be used to determine where learners actually reside.

The quality of the data would improve if the fields where learner addresses are captured on the EMIS data base were standardised. The Western Cape Government, (through its GIS capacity) has set standardized fields for addresses, which could be incorporated in the WCED EMIS database.

### 2. The GIS

The WCED has made progress in the development of the range of information captured on the GIS. It is proposed to continue with the development of the Infrastructure Planning GIS, but at the same time to update existing data on the GIS. Enrolment per grade has also recently been added to the information menu of the GIS. Another development was the introduction of housing projects planned and executed by the City of Cape Town. Using this information more effectively will improve the responsiveness of future U-AMPs.

### 3. NEIMS

The NEIMS survey for 2011/12 has been completed, is available electronically and has been submitted to DBE to update the NEIMS data base. The WECD will use the information to update the GIS information. The data of all new schools infrastructure is fed into NEIMS once projects reach practical completion (PC).

### 4. Census data

Population data from the 2011 census has been added to the infrastructure planning GIS which includes detailed information on the school going population. Census data can be broken down into a geographical entity named a sub-place. The infrastructure planning GIS compares the number of school going children in a specific sub-place to the theoretical number of enrolments that can be accommodated at the schools in that specific sub-place. This comparison helps identify areas of over- and undersupply in terms of educational infrastructure provisioning. Again, it is a U-AMP improvement objective to use this methodology in the compilation of future U-AMPs.

### 5. Learner Transport

The challenges regarding learner transport provisioning (coupled with ongoing escalating cost) vis-à-vis the correct identification of infrastructure investments have been taken up by other relevant directorates within the WCED and some progress has been made. This is, however, an area which

requires significant focus in future, since progress here is likely to have significant positive implications for infrastructure investment.

6. LSEN schools, ECD centres and Grade R facilities

Improved information with regard to LSEN schools, ECD centres and Grade R facilities at public ordinary schools has enhanced the planning undertaken in this U-AMP. Further improving these data bases and linking them to the GIS remain U-AMP improvement objectives.

### 9.3 Project Portfolio Assessment

Consultants have been commissioned by DTPW to conduct a detailed life-cycle management audit of all educational infrastructure in the province. This research, now concluded, provides a solid basis upon which to develop asset plans for each institution. The WCED began developing such asset plans for each school, but this needs to be carefully balanced with broader strategic analysis and should reflect such analysis. Plans for each asset should be embedded in District plans and the intention is to link this to the process improvements described in section 9.4 below.

The WCED intends each school facility to have a School Infrastructure Plan (Asset Plan) that will consist of a day-to-day maintenance plan, a school improvement plan (upgrade and refurbishment) and a lifecycle maintenance plan. This School Infrastructure Plan will constitute the total asset management plan for the life-time of the building/facility. The routine day-to-day maintenance plan will stipulate the responsibilities of the school management team (SMT) with respect to the management and maintenance of the asset. The school improvement plan and life cycle maintenance will stipulate the responsibilities and timeframes for maintenance to be done by the WCED/DTPW and the SGB/school community.

### 9.4 Process improvements

The GIS proved invaluable with regard to the quality of information presented by the districts. Although the process has room for improvement, the groundwork for improvement has been established and a process of formalising the infrastructure planning relationship and process between head office and districts has been developed. See Diagram 2.1: Institutionalising the planning process in Chapter 2 for more details.

Each year in March-May Districts submit their district reports detailing requests for infrastructure and proposed school closures. These reports will then be scrutinised by head office and formal feedback will be given to districts. A key part of these processes will be the refinement of project prioritisation processes. The WCED will focus on the use of layered strategic thinking as the basis of its prioritisation. An inclusive process ensures that the districts identify the needs with an understanding that head office will verify the need and that the final decision would be supported by both. This promotes consultation and at the same time broadens the accountability layer for the final projects taken up in the U-AMP.

## **9.5 Planning improvements**

Decision making with regard to infrastructure spend will improve via constantly improved spatial analysis. Such spatial analyses will enhance decisions on maintenance spending and properties earmarked for education use. Circuit analyses will contribute to the prioritisation of projects. The reports and analyses should present a business case for each project.

The U-AMP 2017/18 also made improvements with regards to linking educational infrastructure delivery to national and provincial development goals. The U-AMP, as the key strategic planning document of the WCED, links education infrastructure in the Western Cape to national education sector goals and strategies and locates education infrastructure planning in the context of the WCED's strategic thinking and Strategic Plan 2015-19. Chapter 1 provides in-depth detail on these linkages and other planning documents that informed this U-AMP. Further improvements that relate to planning can be found in Chapter 2, which describes the various planning documents that inform the district analysis.

## **9.6 Performance Monitoring and Evaluation**

Whilst performance monitoring and management is essentially a function of the programme management of provincial infrastructure departments, high level performance monitoring and evaluation is necessary in the planning process. Such monitoring and evaluation is necessary to assess whether or not delivery strategies and targets are appropriate and whether infrastructure outputs actually achieve desired outcomes. It is the WCED's intention to develop a monitoring and evaluation system as part of future U-AMPs.

## **9.7 Improvement on Human Resources Availability**

In 2007 the WCED went through a restructuring process. This process yielded the Chief Directorate: Institutional Management and Governance, Physical Resources and Specialised Education. School infrastructure, together with other resources support were housed in two separate directorates – one for planning and one for execution. In 2009 the efficiency of the Chief Directorate was assessed and it was decided in 2010 to merge infrastructure planning and execution in one directorate and resources support (LTSM, LTS, Library Services and Furniture and Equipment) into another directorate.

The capacity of infrastructure units in Provincial Education Departments (PEDs) to deliver on their mandate came under review with the approval of the Infrastructure Delivery Management System (IDMS) by National Treasury in 2010. The Western Cape Government Cabinet approved the IDMS on 13 April 2011.

National Treasury (NT), in consultation with the Department of Basic Education (DBE), agreed in principle to assist PEDs with the recruitment of skilled staff. In 2012/13 an amount of R10m was made available to each PED to recruit the necessary staff with appropriate skills. This amount has been annually ring-fenced as part

of the Education Infrastructure Grant (EIG). This amount has now been increased to R36m. The main purpose of this strategy is to ensure that PEDs have staff with the appropriate skills and capacity to respond to the demands of education infrastructure planning and delivery in the country. The Directorate: Infrastructure Planning and Management has increased its staff capacity substantially since 2012/13 till 2015/16.

In January 2016 the one Infrastructure Directorate split into a Planning Directorate and an Implementation (Delivery) Directorate. The purpose is to have a balance of Infrastructure Specialists and Educational expertise to improve both internal planning and oversight and monitoring of the Implementing Agent. A Technical Advisor has also been appointed in the Chief Directorate to provide strategic assistance with the institutionalisation of the Infrastructure Delivery Management System (IDMS).

In March 2015 National Treasury issued the Division of Revenue Act Circular, which specifies the purpose of the capacitation grant and the process PEDs need to follow to access the funds. After thorough internal discussion and consultation in the department with the Chief Directorate: People Management Practices, the Chief Financial Officer (CFO), the Accounting Officer (AO) and Provincial Treasury (PT) decided to make use of the DBE/NT offer and to implement the generic structure as suggested by DBE/NT. This structure (Table 9.1) was submitted to DBE for approval and was approved by the Joint HR Division of Revenue Act Oversight on 15 May 2015.

Chief Director: Infrastructure Planning and Management			
Personal Assistant			
Chief Director: IDMS [Strategic/Technical Advisor – contract]			
<b>Infrastructure Planning</b>		<b>Infrastructure Delivery</b>	
Director: Infrastructure Planning		Director: Infrastructure Delivery	
Personal Assistant		Personal Assistant	
<b>Planning</b>		<b>Capital Projects</b>	
Chief Town & Regional Planner	1	Chief Architect (OSD)	1
Infrastructure Planner (CES)	1	Architect (OSD)	2
Property Planners (DCES)	5	Senior Admin Officer	1
Architect (OSD)	1		
Town & Regional Planner (OSD)	1	<b>SGB Projects</b>	
Dep. Director: Spatial Planning	1	Chief Architect (OSD)	1
Dep. Director: Cost Planner	1	Architect (OSD)	1
Senior Admin Officers	2	Senior Admin Officer	1
<b>Property and Leases</b>			
Dep. Director: Properties	1	<b>Maintenance</b>	

ASD: Properties (Leases/Acquisitions)	1	Chief Quantity Surveyor (OSD)	2
Senior Admin Officers	5	Quantity Surveyor (OSD)	2
Admin Clerks (Mobiles)	4	Senior Admin Officer	2
ASD: Properties (Office Accommodation)	1		
Senior Admin Officer	1	Control Works Inspectors	5
		Chief Works Inspectors	5
		Works Inspectors	8
		<b>Finances</b>	
		Dep. Director: Finances	1
		ASD: Finances	1
		Accounting Clerks	2
		Senior Admin Officer	1

**Table 9.1: Summary of posts in the amended organogram to align with the generic DoRA HR structure**

Since the institution of the DoRA HR capacity grant, the WCED has gradually increased capacity in the two directorates by the appointment of staff with the requisite infrastructure skills and knowledge. Over the last four years, staff in the directorates has doubled. The increase of staff since 2012/13 till 2016/17 is as follows:

Positions	2012/13	2013/14	2014/15	2015/16	2016/17
Directors	1	1	1	2	2
Strategic /Technical advisor (IDMS)	1	1	1	0	1
Personal Assistant	1	1	1	2	2
Chief Town and Regional Planner	0	0	1	0	1
Town & Regional Planner	1	1	0	0	1
Quantity Surveyor/ DD Cost Planner (Planning)	1	0	1	1	1
Infrastructure Planner (CES)	1	1	1	1	1
Property Planner (DCES)	0	0	0	1	4
GIS Technician	0	1	1	0	0
Dep. Director: Finance	1	1	1	1	1
Dep. Director: Properties	0	1	1	1	1
ASD: Property Leases	1	1	1	1	1
ASD: Property Accommodation	0	0	0	1	1
Infrastructure Programme Managers	4	4	3	2	2
Architects (Planning)	0	1	1	1	1
Chief Architect (Delivery)	0	1	1	2	2
Architects (Delivery)	0	1	3	3	2
Chief Quantity Surveyor (Delivery)	0	0	0	0	1
Quantity Surveyor (Delivery)	0	0	0	0	1

Control Works Inspectors	0	0	0	5	4
Chief Works Inspectors	3	8	8	2	4
Works Inspectors	0	0	0	0	0
Senior Admin Officers	6	6	8	10	9
Admin Clerks	0	4	4	4	4
Accounting Clerks	0	0	0	2	2
Contract posts for ASIDI	0	1	2	0	0
<b>Total Staff</b>	<b>21</b>	<b>35</b>	<b>40</b>	<b>42</b>	<b>49</b>
*** Resignations, retired or transferred	3	3	4	6	4

**Table 9.2: Progress with the filling of posts since 2012/13**

The WCED aligned its infrastructure organogram with the National Generic Model and all vacancies were advertised by October 2015, as required by National Treasury. Even with the additional funding available, the process of advertising for and appointing suitable staff has been very time consuming and the high turnover of new staff has been a problem for a variety of reasons. Some of the challenges experienced in the Western Cape are that salaries for these contracted positions are not market related and better opportunities become available elsewhere, especially in the private sector. Because professional registration is a requirement for appointment in OSD posts, many prospective candidates are not registered as professionals in their field and cannot be employed even though they are academically qualified and have the requisite experience to perform the duties. After three years of continuous advertising the Directorate has managed to successfully appoint 1 registered Quantity Surveyor as a Chief Quantity Surveyor and 1 Candidate Quantity Surveyor.

The organogram was reassessed during October 2015. After consultations with Organisation Design (OD) in the office of the Premier, it was decided to include the engineering posts in the organogram. This new organogram was finally signed off by the MEC for Education in the province, Ms D Schäffer on 15 December 2015.

Approval of the amended organisational structure of the Physical Resources Management Unit, in line with DORA provisions and conditions, was granted on the 18 August 2016. *The current organogram is detailed in diagram below.*

In conclusion, since 2012/13 there has been a visible improvement in the planning capacity of the department. This is evident in the GIS development, condition assessment of buildings and the inclusion of all relevant information available across spheres of government. The approval of the new organogram, and the subsequent appointment of appropriate staff, will result in similar successes in the WCED's oversight function over implementing agents. A full complement of staff will enhance the new infrastructure strategy, especially the implementation of the Width Initiative. A full complement of WCED staff can also assist implementing agents to ensure quality school infrastructure delivery in the most cost-effective manner.



**CHIEF DIRECTORATE PHYSICAL RESOURCE MANAGEMENT**

<b>CHIEF DIRECTORATE PHYSICAL RESOURCE MANAGEMENT</b>					
Purpose: To plan and manage physical resources Functions: 1. Develop and manage strategies, policies, systems, norms/ standards, plans and leases related to infrastructure programmes/ projects. 2. Manage the delivery of the total programme of infrastructure projects through the interaction with and monitoring/ oversight of the implementing agent. 3. Plan and facilitate the delivery of LTSM, library services, LTS and equipment (e-learning equipment) in respect of learning sites. 4. Financial Management and reporting.					
1 Chief Director (SL14) 1 PA (SL 7) #1 Chief Director: IDMS Strategic and Technical Advisor (5 year contract post)			EOPS2 NC		
<b>DIRECTORATE PHYSICAL RESOURCE PLANING AND PROPERTY MANAGEMENT</b>		<b>DIRECTORATE INFRASTRUCTURE DELIVERY MANAGEMENT</b>		<b>DIRECTORATE INSTUTIONAL RESOURCE SUPPORT</b>	
1 Director (SL 13)	WCED OPS-JE632	1 Director (SL 13)	WCED OPS-J E634	1 Director (SL 13)	ONDBED101
1 PA (SL 7)	NC	1 PA (SL 7)	NC	1 PA (SL 7)	NC
1 Chief Civil Engineer (OSD Grade A)		2 Chief Architect (OSD Grade A)			
1 Engineer (OSD Grade A)		3 Architects (OSD Grade A)			
		3 Admin Officer (SL 7)	EOPS21		
1 Chief Electrical Engineer (OSD Grade A)		2 Chief Quantity Surveyor (OSD Grade A)			
1 Electrical Engineer (OSD Grade A)		2 Quantity Surveyor (OSD Grade A)			
		2 Admin Officer (SL 7)	EOPS21		
1 Architect (OSD Grade A)		& 5 Control Works Inspector (SL 10)	NC		
1 Chief Town & Regional Planner (OSD Grade A)		& 5 Chief Works Inspector (SL 8) (District)	NC		
1 Town & Regional Planner (OSD Grade A)		& 8 Works Inspector (SL 6 (District)	NC		
1 GIS Technician (OSD Grade A)		*1 Deputy Director Finance (SL 11)	ONDADM28		
1 Quantity Surveyor (OSD Grade A)		*1 Assistant Director Finance (SL 9)	WCED ADM-JE 166		
1 Chief Education Specialist (PL 6)					
&5 Deputy Chief Education Specialist (PL 5 (Districts)					
2 Admin Officer: Planning (SL 7)	** To be confirm by JE				
1 DD: Property Management (SL 11)	WCEDADM-JE16				
1 ASD: Leases and Property (SL 9)	EOPS19				
1 ASD: Accommodation (SL 9)	EOPS64				
4 Admin Officer: Property Management (SL 7 )	EOPS20				
4 Admin Clerk: Assets (SL 5)	**To be confirmed by JE				
					See Chart A2.2.1

# post to be created additional to the establishment for a period of 5 years

 &1 DCES (Districts), 1 Control Works Inspector (SL 10), 1 Chief Works Inspector (SL 8) working across 2 districts  
 &1 Works Inspector per district within the component District: Management and Governance

\*Seconded from the Directorate Financial Management

## CHAPTER 10

### CONCLUSIONS

The main conclusions of the U-AMP for 2017/18 can be summarised as follows:

1. The infrastructure challenges facing the WCED are daunting and require astute strategic planning. On the one hand the Province is facing significant growth in learner enrolment. On the other hand, the existing stock of schools is aging and conditions at many schools are deteriorating. Moreover, there are a number of schools in the Western Cape that were initially built as temporary schools and which require replacement. In the U-AMPs of the past three years the strategic decision taken in respect of dealing with competing demands has been to prioritize new build and maintenance, with an emphasis on shifting resources to maintenance in order to achieve greater width of impact. Replacement has been considered important, but not as important as maintenance and new build. However, the promulgation at national level of the Regulations Relating to Minimum Uniform Norms and Standards for Public School Infrastructure has placed substantial pressure on the strategic path already chosen by WCED by making replacement of schools built of inappropriate schools mandatory (within three years). Meeting this target is simply not possible in the Western Cape which according to the infrastructure norms and standards, has 207 schools requiring replacement. Thus, the strategic direction that has been chosen in this U-AMP is to give priority to the worst of the replacement schools (from a health and safety perspective) over the 2016/17 MTEF but to gear back on replacement after the MTEF to make space for what are the top priorities, namely new build and maintenance. This excludes inappropriate structures on leased property.
2. Apart from the broad strategic orientation outlined above, perhaps the most important conclusion of the U-AMP is that it is necessary to take decisive steps in the direction of implementing the Width programme. These steps include rationalizing the range of sub-programmes previously pursued under the broad mantle of maintenance into a single sub-programme and by the end of the MTEF to reach 100 schools per annum with impactful interventions. In this way it will be possible to noticeably and positively impact on the physical environments of a 100 schools or 100 000 learners per year in the Width Sub-Programme alone. And within ten years virtually all schools needing maintenance and refurbishments will have been reached.
3. The strategic orientation developed in previous U-AMPs recognized the need to prioritize dealing with enrolment pressure but to do so via expansion at existing schools wherever possible. However, building new schools remains necessary and a priority in areas experiencing substantial growth. In many urban areas and in certain neighbourhood precincts, enrolment pressures are acutely felt, manifesting as over-utilisation and overcrowding. Such enrolment pressure needs to be dealt with as a high priority via a variety of strategies including moving excess learners to schools nearby where space is available; expanding available classroom space at the schools feeling the pressure or at nearby schools and

building new schools where it is absolutely necessary. The District Analysis has revealed that in many metro neighbourhoods, where enrolment pressures are felt, expansion as a strategy is limited by the fact that whole clusters of neighbouring schools are overutilised and already in the large or extra-large category. In such instances building of new schools is essential. However, seeking to deal with enrolment pressures via expansion is the preferred strategy wherever possible.

4. Given budget pressures and the strategic choices outlined above, it will not be possible to replace all schools built of inappropriate material within the timeframes specified in the Regulations for Minimum Uniform Norms and Standards for Public Schools Infrastructure. This reality has already been pointed out in the WCED plan for addressing norms and standards backlogs which was submitted by the MEC to the Minister of Basic Education in 2014 and which was revised in 2015. Significant elements of the infrastructure N&S requirements are consistent with a shift towards greater width of impact in delivery. Particularly important in this regard are infrastructural elements linked to the achievement of core educational outcomes such as libraries, laboratories, classrooms, etc., as well as those linked to achieving health and safety (e.g. ablutions). If implemented intelligently together with, and as a part of the width initiative, significant synergies in the infrastructure sub-programmes can be achieved. The delivery of many of these elements via an integrated implementation plan, as outlined in the section dealing with the Width Sub-Programme in Chapter 7, marks a major step in the direction of achieving both “width” and “norms and standards” objectives.
5. The WCED intends that every school in the province is “presentable” within a 10 year time frame. Broken windows, graffiti, doors that don’t close toilets that don’t work and general degradation of school infrastructure de-motivate learners and teachers. Conscious steps have to be taken to ensure that the “presentability” outcome is achieved and such steps are described and budgeted for in this U-AMP.
6. The economic situation of the country and associated uncertainty has been taken into account during the compilation of this U-AMP. This situation can affect future infrastructure budgets and consequently U-AMP programmes and projects. Taking this into account, the WCED aims to complete projects, but to do them smarter in 2017/18 and beyond. The WCED is putting a lot of effort into the planning phases of new and replacement schools in order to not only ensure cost effective construction but also value-for-money facilities, that are easy to maintain. The WCED’s main focus remains on accommodating the annual growth of learners into the province, ensuring maintenance of existing facilities and ensuring the width of impact is spread to as many schools as possible.
7. Finally, the approval of the new organogram for infrastructure will enable the WCED to further augment existing staff with appropriately skilled staff to assist with the planning, implementation, monitoring and oversight of all education infrastructure programmes.

## List of Tables and Illustrations

Table A1: WCED's Delivery Schedule for norms and standards	5
Table A.2: Expected backlogs/needs by district and for the province.	6
Table A3: The Generic budget (The estimated cost of eliminating the backlogs at schools identified as part of the proposed strategy)	8
Table A4 Actual and indicative Budget allocations over the MTEF	9
Table A5: Budget for Maintenance Sub-programmes	9
Table A6: Project Deliverables over the MTEF	10
Diagram 1.1: Provincial Strategic Plan 2014 – 2019	17
Map 2.1: Primary Schools – Service Coverage 2032	35
Map 2.2: Secondary Schools – Service Coverage 2032	36
Table 2.1 Interim Planning Guidelines (IPG) for conducting the analysis of demand and supply	38
Diagram 2.1: Institutionalising the planning process	41
Table 2.2: Percentage learner growth over the past 10 years for public ordinary schools	42
Map 2.3: Distribution of extra-large schools and grossly over-utilised schools in the Province	44
Map 2.4: Extra-large and grossly over-utilised schools in the City of Cape Town	44
Map 2.5: Distribution of small schools with enrolments of less than 250 learners and grossly underutilised schools in the Province	45
Map 2.6: Distribution of small schools with enrolments of less than 250 learners and grossly underutilised schools in the City of Cape Town	46
Table 2.3: Number of facilities leased by the WCED	47
Map 2.7: The distribution of lease schools throughout the Province	48
Map 2.8: The distribution of leased schools in the City of Cape Town	48
Table 3.1: Summary of Projects per District in the Western Cape Province	52
Table 3.2: Summary of projects per circuit in the Cape Winelands Education District	58
Table 3.3: Summary of projects per circuit in the Eden and Central Karoo Education District	61
Table 3.4: Summary of projects per circuit in Metro Central Education District	63
Table 3.5: Summary of projects per circuit in Metro East Education District	65
Table 3.6: Summary of projects per circuit in Metro North Education District	67
Table 3.7: Summary of projects per circuit in Metro South Education District	69
Table 3.8: Summary of projects per circuit in the Overberg Education District	71
Table 3.9: Summary of projects per circuit in the West Coast Education District	73
Table 4.1: WCED Accommodation Summary	74
Map 4.1: Western Cape Education Districts and the distribution of schools throughout the Province	75
Map 4.2: Western Cape Education Districts and the distribution of schools in Cape Town	75
Table 4.2: Lease versus State-owned properties across school prototypes and by district	76
Table 4.3: Number of facilities leased by the WCED	77
Table 4.4: Assessment of the 51 most expensive WCED leases	78
Table 4.5: WCED Office accommodation	78
Table 5.1: The findings of the updated District Analysis: summary of projects per district in the Western Cape Province	89
Table 5.2: The estimated timeframes and costs of eliminating N&S backlogs (as per strategy for complying with N&S)	96
Table 5.3: The Generic Budget	96
Table 5.4: Learner transport routes linked to proposed infrastructure projects	100
Table 7.1: New schools planned for construction to commence over MTEF period	108
Table 7.2: New schools planned for completion within MTEF period	108
Table 7.3: Replacement schools planned for construction to commence over MTEF period	110
Table 7.4: Replacement schools planned for completion within MTEF period	111
Table 8.1: U-AMP summary budget for the 2016/17; 2017/18 & 2018/19 MTEF	120
Table 8.2: Maintenance budget breakdown for the MTEF	121
Table 8.3: New schools	122
Table 8.4: Replacement schools	122
Table 9.1: Summary of posts in the amended organogram to align with the generic DoRA HR structure	128
Table 9.2: Progress with the filling of posts since 2012/13	129
Diagram 9.1: New Organogram approved by MEC for Education in Western Cape	130

# **Annexures**

TEMPLATE 1: SCHEDULE OF ACCOMMODATION REQUIREMENTS PER BUDGET PROGRAMME OBJECTIVE  
USER DEPARTMENT: EDUCATION

MISSION: WCED		HOW CAN THE PROVISION OF ACCOMMODATION CONTRIBUTE TOWARDS THIS VISION?	
To ensure that all the conditions for optimal lifelong learning are met in order for all learners to acquire the knowledge, skills and values they need to realise their potential, to lead fulfilling lives, to contribute to social and economic development			
PROGRAMME	OUTCOMES	OPTIMAL SUPPORTING ACCOMMODATION	RATIONALE
<b>Programme 8.1: Administration</b> To provide overall management of and support to the education systems in accordance with the National Education Policy Act, Public Finance Management Act and other relevant policies.	<b>8.1.1: Office of the MEC</b> To provide for the functioning of the office of the Member of the Executive Council (MEC) for education <b>8.1.2: Corporate Services</b> To provide management services that are not education specific for the education system, to make limited provision for and accommodation needs <b>8.1.3: Education Management</b> To provide education management services for the education system <b>8.1.4: Human Resources Development</b> To provide human resource development for office-based staff <b>8.1.5: Education Management Information System</b> To provide education management information in accordance with the National Education Information Policy	Additional office accommodation in Head Office, District Offices and Service Points are required to accommodate expansion of organisational structure	Office accommodation is required for staff in order to execute their management and administration functions in support of provisioning of quality education
<b>Programme 8.2: Public Ordinary School Education</b> To provide public ordinary education from Grades 1 to 12 in accordance with the South African Schools Act	<b>8.2.1: Public Primary Schools</b> To provide specific primary ordinary schools with resources required for Gr 1 to 7 <b>8.2.2: Public Secondary Schools</b> To provide specific public secondary schools with the resources required for Gr 8 to 12 <b>8.2.3: Professional Services</b> To provide educators and learners in public ordinary schools with departmentally managed support services <b>8.2.4: Human Resources Development</b> To provide for the professional and other development of educators and non-educators in public ordinary schools <b>8.2.5: National School Nutrition Programme</b> To provide identified poor learners in public ordinary schools with the minimum food they to learn effectively in school through the National School Nutrition	7 new secondary schools, 7 primary schools, 16 replacement primary schools, 3 replacement secondary schools and refurbishment/maintenance for 217 schools is required.	Enabling physical teaching and learning environment is crucial for delivery of quality education. Physical environment determines the quality of education
<b>Programme 8.3: Public Special School Education</b> To provide education in special schools in accordance with the South African Schools Act and White Paper 6 on Special Needs Education: Building an Inclusive and Training System	<b>8.3.1: Schools</b> To provide specific special schools with resources <b>8.3.2: Professional Services</b> To provide educators and learners in public special schools with departmentally managed support services <b>8.3.3: Human Resource Development</b> To provide for the professional and other development of educators and non-educators in public special schools	<b>2 Special Schools and allowance for special school infrastructure</b> to be provided	Learners with special education needs should also be provided with special infrastructure for learning.

PROGRAMME	OUTCOMES	OPTIMAL SUPPORTING ACCOMMODATION	RATIONALE
<b>Programme 8.4: Early Childhood Development</b> : To provide Early Childhood Education (ECD) at the Grade R level in accordance with White Paper 5.	8.4.1: Grade R in Public Schools To provide specific ordinary schools with resources required for Grade R and encourage more schools to establish grade R where space exist 8.4.2: Grade R in Community Schools To support particular community centres at the Grade R levels 8.4.3: Professional Services To provide educators and learners in ECD sites with departmentally managed support services 8.4.4: Human Resource Development To provide for the professional and other development of educators and non-educators in ECD sites	<b>45 Gr R classrooms</b> at 23 primary schools (including new and conversion Grade R classrooms)	In terms of White Paper 5 , all primary schools must offer Gr R classes/curriculum



**TEMPLATE 2.1: SCHEDULE OF ACCOMMODATION CURRENTLY OCCUPIED BY WCED - STATE OWNED ORDINARY SCHOOL ACCOMMODATION**

**USER DEPARTMENT: EDUCATION**

**[List sorted alphabetically per Education District", then "Name of School"]**

No.	PROPERTY DESCRIPTION / NAME OF SCHOOL	TYPE OF SCHOOL	EDUCATION DISTRICT	SUBURB	TOWN	CEMIS Nr
1	ALFRED STAMPER PUB. PRIM.	Primary School	CAPE WINELANDS	ZWELETEMBA	WORCESTER	130041109
2	BONNE ESPERANCE PRIM.	Intermediate School	CAPE WINELANDS	DE DOORNS	DE DOORNS	130330825
3	DE KRUISE SEK.	Secondary School	CAPE WINELANDS	TOUWS RIVER	TOUWS RIVER	130333409
4	F.J. CONRADIE PRIM.	Primary School	CAPE WINELANDS	DE DOORNS	DE DOORNS	130330361
5	HEXVALLEI HS.	Combined School	CAPE WINELANDS	DE DOORNS	DE DOORNS	130312225
6	HEXVALLEI SEK.	Secondary School	CAPE WINELANDS	DE DOORNS	DE DOORNS	130333557
7	P.J.B. CONA PRIM.	Primary School	CAPE WINELANDS	ZWELETEMBA	WORCESTER	130041110
8	RABIE PRIM.	Primary School	CAPE WINELANDS	OUTSIDE A TOWN	OUTSIDE A TOWN	130330817
9	SIBABALWE PRIM.	Primary School	CAPE WINELANDS	DE DOORNS	DE DOORNS	130041111
10	SIYAFUNKA PRIM.	Primary School	CAPE WINELANDS	ZWELETEMBA	WORCESTER	130041334
11	STEENVLIET PRIM.	Primary School	CAPE WINELANDS	TOUWS RIVER	TOUWS RIVER	130330051
12	TOUWSRIVIER LS.	Primary School	CAPE WINELANDS	TOUWS RIVER	TOUWS RIVER	130309361
13	VAN CUTSEM COMBINED SCHOOL	Combined School	CAPE WINELANDS	OUTSIDE A TOWN	OUTSIDE A TOWN	130041107
14	VINKRIVIER PRIM.	Primary School	CAPE WINELANDS	OUTSIDE A TOWN	OUTSIDE A TOWN	128330280
15	VUSISIZWE SEC	Secondary School	CAPE WINELANDS	ZWELETEMBA	WORCESTER	130041103
16	AVIAN PARK PRIM.	Primary School	CAPE WINELANDS	AVIAN PARK	WORCESTER	130007986
17	BREËRIVIER HS.	Secondary School	CAPE WINELANDS	WORCESTER	WORCESTER	130333352
18	DE TUINEN PRIM.	Intermediate School	CAPE WINELANDS	PARKERSDAM	WORCESTER	130330701
19	DROSTDY HTS.	Secondary School	CAPE WINELANDS	WORCESTER	WORCESTER	130303201
20	ESSELENPARK PRIM.	Primary School	CAPE WINELANDS	WORCESTER	WORCESTER	130330043
21	ESSELENPARK SEK.	Secondary School	CAPE WINELANDS	FLORIAN PARK	WORCESTER	130333344
22	HEXPARK PRIM.	Primary School	CAPE WINELANDS	HEXPARK	WORCESTER	130330965
23	MONTANA HS.	Secondary School	CAPE WINELANDS	HOSPITAL HILL	WORCESTER	130310263
24	RIVERVIEW PRIM.	Primary School	CAPE WINELANDS	RIVERVIEW	WORCESTER	130338141
25	ROODEWAL PRIM.	Primary School	CAPE WINELANDS	WORCESTER	WORCESTER	130330108
26	VICTORIAPARK PRIM.	Primary School	CAPE WINELANDS	NOBLE PARK	WORCESTER	130330469
27	WORCESTER GIMNASIUM	Secondary School	CAPE WINELANDS	WORCESTER	WORCESTER	130310235
28	WORCESTER LS.	Primary School	CAPE WINELANDS	LANGERUG	WORCESTER	130309378
29	WORCESTER SEK.	Secondary School	CAPE WINELANDS	WORCESTER	WORCESTER	130333395
30	WORCESTER VOORB.	Primary School	CAPE WINELANDS	WORCESTER	WORCESTER	130308213
31	WORCESTER-NOORD PRIM.	Primary School	CAPE WINELANDS	ROUX PARK	WORCESTER	130309379
32	WORCESTER-OOS LS.	Primary School	CAPE WINELANDS	PAGLANDE	WORCESTER	130309380
33	BAKERVILLE PRIM.	Primary School	CAPE WINELANDS	GOUDA	GOUDA	129330523
34	BERGRIVIER SEK.	Secondary School	CAPE WINELANDS	HILLCREST	WELLINGTON	112473340
35	DROSTDY SSKV PRIM.	Primary School	CAPE WINELANDS	OUTSIDE A TOWN	OUTSIDE A TOWN	129338818
36	HILLCREST PRIM.	Primary School	CAPE WINELANDS	HILLCREST	WELLINGTON	112470678
37	HUGENOTE HS.	Secondary School	CAPE WINELANDS	WELLINGTON NORTH	WELLINGTON	112310243
38	HUGENOTE PRIM.	Primary School	CAPE WINELANDS	WELLINGTON NORTH	WELLINGTON	112309264
39	HUGO RUST LAERSKOOL	Primary School	CAPE WINELANDS	WELLINGTON NORTH	WELLINGTON	112309265
40	PAUW GEDENK PRIM.	Primary School	CAPE WINELANDS	WELLINGTON NORTH	WELLINGTON	112470430
41	RONDEHEUWEL PRIM.	Primary School	CAPE WINELANDS	OUTSIDE A TOWN	OUTSIDE A TOWN	112470503

**TEMPLATE 2.1: SCHEDULE OF ACCOMMODATION CURRENTLY OCCUPIED BY WCED - STATE OWNED ORDINARY SCHOOL ACCOMMODATION**

**USER DEPARTMENT: EDUCATION**

[List sorted alphabetically per Education District", then "Name of School"]

No.	PROPERTY DESCRIPTION / NAME OF SCHOOL	TYPE OF SCHOOL	EDUCATION DISTRICT	SUBURB	TOWN	CEMIS Nr
42	ROODEZANDT SEK.	Secondary School	CAPE WINELANDS	SARON	SARON	129333433
43	SARON PRIM.	Primary School	CAPE WINELANDS	SARON	SARON	129330531
44	ST. ALBANS PRIM.	Primary School	CAPE WINELANDS	WELLINGTON CENTRAL	WELLINGTON	112470643
45	TULBAGH HS.	Combined School	CAPE WINELANDS	TULBAGH	TULBAGH	129312252
46	VAN WYKSVLEI PRIMARY SCHOOL	Primary School	CAPE WINELANDS	VAN WYKS VLEI	WELLINGTON	100000420
47	WAVEREN HS	Combined School	CAPE WINELANDS	WITZENVILLE	TULBAGH	129330566
48	WELLINGTON PRIM.	Primary School	CAPE WINELANDS	WELLINGTON CENTRAL	WELLINGTON	112470570
49	WELLINGTON SEC.	Secondary School	CAPE WINELANDS	VAN WYKS VLEI	WELLINGTON	112473537
50	WELTEVREDE SEK.	Secondary School	CAPE WINELANDS	VAN WYKS VLEI	WELLINGTON	112473448
51	BO-DOORNRIVIER PRIM.	Primary School	CAPE WINELANDS	OUTSIDE A TOWN	OUTSIDE A TOWN	130338133
52	BREERIVIER LS.	Primary School	CAPE WINELANDS	OUTSIDE A TOWN	OUTSIDE A TOWN	130309218
53	GOUDINI HS.	Combined School	CAPE WINELANDS	RAWSONVILLE	RAWSONVILLE	130312220
54	H.M. BEETS PRIM.	Primary School	CAPE WINELANDS	OUTSIDE A TOWN	OUTSIDE A TOWN	130330515
55	LA PLAISANTE NGK PRIM.	Primary School	CAPE WINELANDS	OUTSIDE A TOWN	OUTSIDE A TOWN	129338753
56	NIEUWE MORGEN PRIM.	Primary School	CAPE WINELANDS	OUTSIDE A TOWN	OUTSIDE A TOWN	130338109
57	PETRA GEDENK PRIM.	Primary School	CAPE WINELANDS	OUTSIDE A TOWN	OUTSIDE A TOWN	130338176
58	SCHERPENHEUWEL PRIM.	Primary School	CAPE WINELANDS	OUTSIDE A TOWN	OUTSIDE A TOWN	130338567
59	W.F. LOOTS PRIM.	Primary School	CAPE WINELANDS	MONTANA	WOLSELEY	129330574
60	WITZENBERG PRIM.	Primary School	CAPE WINELANDS	MONTANA	WOLSELEY	129330760
61	WOLSELEY LS.	Primary School	CAPE WINELANDS	WOLSELEY	WOLSELEY	129312259
62	WOLSELEY SEK.	Secondary School	CAPE WINELANDS	MONTANA	WOLSELEY	129333530
63	WYSERSDRIFT PRIM.	Primary School	CAPE WINELANDS	OUTSIDE A TOWN	OUTSIDE A TOWN	130330272
64	ALFONS PRIM.	Primary School	CAPE WINELANDS	OUTSIDE A TOWN	OUTSIDE A TOWN	108470023
65	BOLAND LANDBOUSKOOL	Secondary School	CAPE WINELANDS	OUTSIDE A TOWN	OUTSIDE A TOWN	108306202
66	CHARLESTON HILL PRIM.	Intermediate School	CAPE WINELANDS	CHARLESTON HILL	PAARL	108470716
67	CHARLESTON HILL SEK.	Secondary School	CAPE WINELANDS	KLEIN NEDERBURG	PAARL	108473480
68	DALWEIDE PRIM.	Primary School	CAPE WINELANDS	GROENHEUWEL	PAARL	108470791
69	DESMOND MPIOLO TUTU SEC.	Secondary School	CAPE WINELANDS	PAARL	PAARL	130042202
70	GROENHEUWEL PRIM	Primary School	CAPE WINELANDS	GROENHEUWEL	PAARL	108008007
71	IHLUMELO JUN SEK	Secondary School	CAPE WINELANDS	MBEKWENI	PAARL	130007282
72	IMBONISELO PRIM.	Primary School	CAPE WINELANDS	MBEKWENI	PAARL	108041324
73	LANGABUYA PRIM.	Primary School	CAPE WINELANDS	MBEKWENI	PAARL	108042209
74	MBEKWENI PRIM.	Primary School	CAPE WINELANDS	MBEKWENI	PAARL	108042212
75	NEW ORLEANS PRIM.	Intermediate School	CAPE WINELANDS	NEW ORLEANS	PAARL	108470333
76	NEW ORLEANS SEK.	Secondary School	CAPE WINELANDS	NEW ORLEANS	PAARL	108473375
77	NEWTON PRIM.	Primary School	CAPE WINELANDS	NEWTOWN	WELLINGTON	112470341
78	NIEUWE DRIFT PRIM.	Intermediate School	CAPE WINELANDS	OUTSIDE A TOWN	OUTSIDE A TOWN	108321745
79	NOORD-EIND PRIM.	Primary School	CAPE WINELANDS	NORTHERN PAARL	PAARL	108309304
80	NOORDER-PAARL SEK.	Secondary School	CAPE WINELANDS	PAARL CENTRAL EAST	PAARL	108473383

**TEMPLATE 2.1: SCHEDULE OF ACCOMMODATION CURRENTLY OCCUPIED BY WCED - STATE OWNED ORDINARY SCHOOL ACCOMMODATION**

**USER DEPARTMENT: EDUCATION**

[List sorted alphabetically per Education District", then "Name of School"]

No.	PROPERTY DESCRIPTION / NAME OF SCHOOL	TYPE OF SCHOOL	EDUCATION DISTRICT	SUBURB	TOWN	CEMIS Nr
81	ORLEANSVALE PRIM.	Primary School	CAPE WINELANDS	CHICAGO	PAARL	108470384
82	SLOT VAN DIE PAARL PRIM.	Primary School	CAPE WINELANDS	OUTSIDE A TOWN	OUTSIDE A TOWN	108309612
83	WINDMEUL PRIM.	Primary School	CAPE WINELANDS	OUTSIDE A TOWN	OUTSIDE A TOWN	108477591
84	AMSTELHOF PRIM.	Primary School	CAPE WINELANDS	AMSTELHOF	PAARL	108470031
85	COURTRAI PRIMARY SCHOOL	Primary School	CAPE WINELANDS	COURTRAI	PAARL	108309224
86	DRAKENSTEIN PRIM.	Primary School	CAPE WINELANDS	DENNEBURG	PAARL	108309236
87	EBENEZER PRIM.	Primary School	CAPE WINELANDS	HUGENOT	PAARL	108470104
88	GIMNASIUM HS. (PAARL)	Secondary School	CAPE WINELANDS	LEMOENKLOOF	PAARL	108310233
89	GIMNASIUM PRIM.	Primary School	CAPE WINELANDS	PAARL CENTRAL WEST	PAARL	108309252
90	HOER JONGENSKOOL PAARL	Secondary School	CAPE WINELANDS	PAARL CENTRAL WEST	PAARL	108310249
91	KLEIN NEDERBURG SEK.	Secondary School	CAPE WINELANDS	LANGVLEI	PAARL	108473367
92	L.K. ZEEMAN PRIM.	Primary School	CAPE WINELANDS	AMSTELHOF	PAARL	108470295
93	LA ROCHELLE GIRLS PRIM.	Primary School	CAPE WINELANDS	PAARL CENTRAL EAST	PAARL	108309284
94	LA ROCHELLE MEISIES HS.	Secondary School	CAPE WINELANDS	PAARL CENTRAL EAST	PAARL	108310254
95	LABORI HS.	Secondary School	CAPE WINELANDS	PAARL CENTRAL WEST	PAARL	108310257
96	MAGNOLIA PRIM.	Primary School	CAPE WINELANDS	KLEIN NEDERBURG	PAARL	108470309
97	NEDERBURG PRIM.	Primary School	CAPE WINELANDS	KLEIN NEDERBURG	PAARL	108470325
98	PAARL BOYS' PRIM.	Primary School	CAPE WINELANDS	PAARL CENTRAL EAST	PAARL	108309311
99	PAARL GIRLS HS.	Combined School	CAPE WINELANDS	PAARL CENTRAL WEST	PAARL	108312236
100	PAARLZICHT PRIM.	Primary School	CAPE WINELANDS	KLEIN NEDERBURG	PAARL	108470392
101	PAULUS JOUBERT PRIM.	Primary School	CAPE WINELANDS	LANTANA	PAARL	108470422
102	PAULUS JOUBERT SEK.	Secondary School	CAPE WINELANDS	LANTANA	PAARL	108473391
103	SONOP PRIM.	Primary School	CAPE WINELANDS	OUTSIDE A TOWN	OUTSIDE A TOWN	108470732
104	W.A. JOUBERT PRIM.	Primary School	CAPE WINELANDS	PAARL CENTRAL EAST	PAARL	108309372
105	WILLIAM LLOYD PRIM.	Primary School	CAPE WINELANDS	LANGVLEI	PAARL	108470627
106	BRUCKNER DE VILLIERS PRIM.	Primary School	CAPE WINELANDS	IDASVALLEI	STELLENBOSCH	109320609
107	DALUBUHLE PRIM.	Primary School	CAPE WINELANDS	LE ROUX	FRANSCHHOEK	108042115
108	FRANSCHHOEK HS.	Combined School	CAPE WINELANDS	FRANSCHHOEK	FRANSCHHOEK	108312212
109	GROENDAL PRIM.	Primary School	CAPE WINELANDS	LE ROUX	FRANSCHHOEK	108470120
110	GROENDAL SEK.	Secondary School	CAPE WINELANDS	LE ROUX	FRANSCHHOEK	108473502
111	IDASVALLEI PRIM.	Primary School	CAPE WINELANDS	IDASVALLEI	STELLENBOSCH	109320293
112	J.J. RHODE PRIM.	Primary School	CAPE WINELANDS	ELSENBURG	STELLENBOSCH RURAL	109327336
113	KLAPMUTS PRIM.	Primary School	CAPE WINELANDS	BENNETSVILLE	KLAPMUTS	108470201
114	KYLEMORE SEK.	Secondary School	CAPE WINELANDS	KYLEMORE	STELLENBOSCH RURAL	108473499
115	LUCKHOFF SEK.	Secondary School	CAPE WINELANDS	IDASVALLEI	STELLENBOSCH	109323411
116	NONDZAME PRIM. (S.A.)	Primary School	CAPE WINELANDS	OUTSIDE A TOWN	OUTSIDE A TOWN	108042116
117	P.C. PETERSEN PRIM.	Primary School	CAPE WINELANDS	KYLEMORE	STELLENBOSCH RURAL	109470244
118	PNIEL PRIM.	Primary School	CAPE WINELANDS	OUTSIDE A TOWN	OUTSIDE A TOWN	108470449
119	RONWE PRIM.	Primary School	CAPE WINELANDS	OUTSIDE A TOWN	OUTSIDE A TOWN	108477087

**TEMPLATE 2.1: SCHEDULE OF ACCOMMODATION CURRENTLY OCCUPIED BY WCED - STATE OWNED ORDINARY SCHOOL ACCOMMODATION**

**USER DEPARTMENT: EDUCATION**

[List sorted alphabetically per Education District", then "Name of School"]

No.	PROPERTY DESCRIPTION / NAME OF SCHOOL	TYPE OF SCHOOL	EDUCATION DISTRICT	SUBURB	TOWN	CEMIS Nr
120	SIMONDIUM PRIM.	Intermediate School	CAPE WINELANDS	OUTSIDE A TOWN	OUTSIDE A TOWN	108477214
121	WEMMERSHOEK PRIM.	Primary School	CAPE WINELANDS	OUTSIDE A TOWN	OUTSIDE A TOWN	108470589
122	WES-EIND PRIM.	Primary School	CAPE WINELANDS	FRANSCHHOEK	FRANSCHHOEK	108470597
123	A.F. LOUW LS.	Primary School	CAPE WINELANDS	LA COLLINE	STELLENBOSCH	109309200
124	BLOEMHOF HS.	Secondary School	CAPE WINELANDS	DALSIG	STELLENBOSCH	109310202
125	CLOETESVILLE HS.	Secondary School	CAPE WINELANDS	CLOETESVILLE	STELLENBOSCH	109323535
126	CLOETESVILLE PRIM.	Primary School	CAPE WINELANDS	CLOETESVILLE	STELLENBOSCH	109320684
127	DEVONVALLEI PRIM.	Primary School	CAPE WINELANDS	OUTSIDE A TOWN	OUTSIDE A TOWN	109321036
128	EIKESTAD LS.	Primary School	CAPE WINELANDS	DALSIG	STELLENBOSCH	109309240
129	IKAYA PRIM.	Primary School	CAPE WINELANDS	KAYA MANDI	STELLENBOSCH	109322342
130	KAYAMANDI PRIM.	Primary School	CAPE WINELANDS	PLANKENBRUG	STELLENBOSCH	109325694
131	KAYAMANDI SEC.	Secondary School	CAPE WINELANDS	KAYA MANDI	STELLENBOSCH	109042106
132	MAKUPULA SEC.	Secondary School	CAPE WINELANDS	KAYA MANDI	STELLENBOSCH	109324167
133	PAUL ROOS GIMNASIUM	Secondary School	CAPE WINELANDS	OUTSIDE A TOWN	OUTSIDE A TOWN	109310275
134	PIETER LANGEVELDT PRIM.	Primary School	CAPE WINELANDS	CLOETESVILLE	STELLENBOSCH	109321478
135	RHENISH GIRLS' HS.	Secondary School	CAPE WINELANDS	DALSIG	STELLENBOSCH	109310282
136	RHENISH PRIMARY	Primary School	CAPE WINELANDS	DALSIG	STELLENBOSCH	109309326
137	RIETENBOSCH PRIM.	Primary School	CAPE WINELANDS	CLOETESVILLE	STELLENBOSCH	109322199
138	STELLENBOSCH HS.	Secondary School	CAPE WINELANDS	MOSTERTSDRIFT	STELLENBOSCH	109310299
139	STELLENBOSCH LS.	Primary School	CAPE WINELANDS	MOSTERTSDRIFT	STELLENBOSCH	109309346
140	STELLENZICHT SEK.	Secondary School	CAPE WINELANDS	JAMESTOWN	STELLENBOSCH	109323306
141	BELLA VISTA HS.	Secondary School	CAPE WINELANDS	BELLA VISTA	CERES	126333581
142	BELLA VISTA PRIM.	Primary School	CAPE WINELANDS	BELLA VISTA	CERES	126330841
143	BOY MULLER PRIM.	Intermediate School	CAPE WINELANDS	OUTSIDE A TOWN	OUTSIDE A TOWN	126330949
144	CERES PRIM.	Intermediate School	CAPE WINELANDS	CERES	CERES	126330094
145	CERES SEK.	Secondary School	CAPE WINELANDS	CERES	CERES	126333034
146	CHARLIE HOFMEYR HS.	Secondary School	CAPE WINELANDS	CERES	CERES	126310214
147	F.D. CONRADIE LS.	Primary School	CAPE WINELANDS	PRINCE ALFRED HAMLE	PRINCE ALFRED HAMLE	126309244
148	GERICKE LS.	Primary School	CAPE WINELANDS	CERES	CERES	126309251
149	IINGCINGA ZETHU SEC	Secondary School	CAPE WINELANDS	NDULI	CERES	126041327
150	KOUE BOKKEVELD LS.	Primary School	CAPE WINELANDS	DIE DORP OP DIE BERG	DIE DORP OP DIE BERG	126309281
151	MOOI-UITSIG PRIM.	Primary School	CAPE WINELANDS	BELLA VISTA	CERES	126330507
152	MORRISDALE PRIM.	Intermediate School	CAPE WINELANDS	CERES	CERES	126330213
153	NDULI PRIM.	Primary School	CAPE WINELANDS	NDULI	CERES	126041106
154	SKURWEBERG SEK.	Combined School	CAPE WINELANDS	OUTSIDE A TOWN	OUTSIDE A TOWN	126333425
155	ST. MARK'S PRIM. (WORC)	Primary School	CAPE WINELANDS	PRINCE ALFRED HAMLE	PRINCE ALFRED HAMLE	126330442
156	VOORSORG NGK PRIM.	Primary School	CAPE WINELANDS	OUTSIDE A TOWN	OUTSIDE A TOWN	126337048
157	ASHBURY PRIM.	Intermediate School	CAPE WINELANDS	ASHBURY	MONTAGU	127330795
158	ASHTON LS.	Primary School	CAPE WINELANDS	ASHTON	ASHTON	127309203

**TEMPLATE 2.1: SCHEDULE OF ACCOMMODATION CURRENTLY OCCUPIED BY WCED - STATE OWNED ORDINARY SCHOOL ACCOMMODATION**  
**USER DEPARTMENT: EDUCATION**  
[List sorted alphabetically per Education District", then "Name of School"]

No.	PROPERTY DESCRIPTION / NAME OF SCHOOL	TYPE OF SCHOOL	EDUCATION DISTRICT	SUBURB	TOWN	CEMIS Nr
159	ASHTON PUBLIC COMBINED	Combined School	CAPE WINELANDS	ZOLANI	ASHTON	127041104
160	ASHTON SEK. SKOOL	Secondary School	CAPE WINELANDS	ASHTON	ASHTON	127333522
161	BONNIEVALE HS.	Combined School	CAPE WINELANDS	BONNIEVALE	BONNIEVALE	117312202
162	BONNIEVALE PRIM.	Intermediate School	CAPE WINELANDS	BONNIEVALE	BONNIEVALE	117330450
163	DAGBREEK LS	Primary School	CAPE WINELANDS	ROBERTSON	ROBERTSON	128330086
164	DE VILLIERS LAER.	Primary School	CAPE WINELANDS	ROBERTSON	ROBERTSON	128330183
165	H. VENTER PRIM.	Primary School	CAPE WINELANDS	ASHTON	ASHTON	127330167
166	KLAASVOOGDS PRIM.	Primary School	CAPE WINELANDS	OUTSIDE A TOWN	OUTSIDE A TOWN	128330299
167	LANGEBERG SEK.	Secondary School	CAPE WINELANDS	ROBERTSON	ROBERTSON	128333026
168	MASAKHEKE COMBINED	Combined School	CAPE WINELANDS	NKQUBELA	ROBERTSON	128041108
169	MCGREGOR PRIM.	Intermediate School	CAPE WINELANDS	MCGREGOR	MCGREGOR	128330884
170	MIDDELRIJVER PRIM.	Primary School	CAPE WINELANDS	OUTSIDE A TOWN	OUTSIDE A TOWN	117337692
171	MONTAGU HS.	Secondary School	CAPE WINELANDS	MONTAGU	MONTAGU	127310261
172	MONTAGU LS.	Primary School	CAPE WINELANDS	MONTAGU	MONTAGU	127309298
173	NKQUBELA PRIM.	Primary School	CAPE WINELANDS	NKQUBELA	ROBERTSON	128048365
174	PROSPECT NGK PRIM.	Primary School	CAPE WINELANDS	OUTSIDE A TOWN	OUTSIDE A TOWN	128337501
175	ROBERTSON HS.	Secondary School	CAPE WINELANDS	ROBERTSON	ROBERTSON	128310285
176	ROBERTSON LS.	Primary School	CAPE WINELANDS	ROBERTSON	ROBERTSON	128309329
177	ROBERTSON VOORB.	Primary School	CAPE WINELANDS	ROBERTSON	ROBERTSON	128308209
178	VERGESIG PRIM.	Intermediate School	CAPE WINELANDS	ROBERTSON	ROBERTSON	128330620
179	W.A. ROSSOUW PRIM.	Intermediate School	CAPE WINELANDS	BERGSIG	MONTAGU	127330140
180	WAKKERSTROOM-WES PRIM.	Intermediate School	CAPE WINELANDS	OUTSIDE A TOWN	OUTSIDE A TOWN	128330655
181	ALBERTINIA HS.	Combined School	EDEN AND CENTRAL KAROO	ALBERTINIA	ALBERTINIA	121112200
182	BERTIE BARNARD LS.	Primary School	EDEN AND CENTRAL KAROO	STILL BAY WEST	STILL BAY	121109217
183	BRAKFORTEIN EK PRIM.	Primary School	EDEN AND CENTRAL KAROO	OUTSIDE A TOWN	OUTSIDE A TOWN	121357413
184	DE WAALVILLE PRIM.	Primary School	EDEN AND CENTRAL KAROO	HEIDELBERG	HEIDELBERG	116330388
185	GERRIT DU PLESSIS SEK.	Secondary School	EDEN AND CENTRAL KAROO	RIVERSDALE	RIVERSDALE	121353337
186	HEIDELBERG HS.	Combined School	EDEN AND CENTRAL KAROO	HEIDELBERG	HEIDELBERG	116112221
187	KAIROS SEK.	Secondary School	EDEN AND CENTRAL KAROO	HEIDELBERG	HEIDELBERG	116333069
188	LADISMITH HS.	Combined School	EDEN AND CENTRAL KAROO	LADISMITH	LADISMITH	123112229
189	LADISMITH SEK.	Secondary School	EDEN AND CENTRAL KAROO	LADISMITH	LADISMITH	123353450
190	LANGENHOVEN HS.	Secondary School	EDEN AND CENTRAL KAROO	RIVERSDALE SETTLEMENT	RIVERSDALE	121110243
191	MOLENRIJVER PRIM.	Primary School	EDEN AND CENTRAL KAROO	RIVERSDALE SETTLEMENT	RIVERSDALE	121350281
192	OAKDALE LANDBOUSKOOL	Secondary School	EDEN AND CENTRAL KAROO	RIVERSDALE SETTLEMENT	RIVERSDALE	121106203
193	OKER PRIM.	Intermediate School	EDEN AND CENTRAL KAROO	ALBERTINIA	ALBERTINIA	121350478
194	PANORAMA PRIM. (RIVERSDAL)	Primary School	EDEN AND CENTRAL KAROO	RIVERSDALE	RIVERSDALE	121350095
195	SLANGRIVIER PRIM.	Intermediate School	EDEN AND CENTRAL KAROO	SLANGRIVIER	SLANGRIVIER	116330906
196	TOWERKOP PRIM	Intermediate School	EDEN AND CENTRAL KAROO	LADISMITH	LADISMITH	123350028
197	VAN WYKSDORP PRIM.	Primary School	EDEN AND CENTRAL KAROO	VANWYKSDORP	VANWYKSDORP	123356948



**TEMPLATE 2.1: SCHEDULE OF ACCOMMODATION CURRENTLY OCCUPIED BY WCED - STATE OWNED ORDINARY SCHOOL ACCOMMODATION**

**USER DEPARTMENT: EDUCATION**

[List sorted alphabetically per Education District", then "Name of School"]

No.	PROPERTY DESCRIPTION / NAME OF SCHOOL	TYPE OF SCHOOL	EDUCATION DISTRICT	SUBURB	TOWN	CEMIS Nr
198	VOLSCHENK LS.	Primary School	EDEN AND CENTRAL KAROO	RIVERSDALE	RIVERSDALE	121109342
199	VOORWAARTS PRIM.	Primary School	EDEN AND CENTRAL KAROO	RIVERSDALE	RIVERSDALE	121350214
200	DENNEPRAG PRIM.	Primary School	EDEN AND CENTRAL KAROO	OUTSIDE A TOWN	OUTSIDE A TOWN	120350419
201	DIAZ PRIM.	Primary School	EDEN AND CENTRAL KAROO	D'ALMEIDA	MOSSEL BAY	120350125
202	ERIKA PRIM.	Primary School	EDEN AND CENTRAL KAROO	MOSSEL BAY	MOSSEL BAY	120350532
203	FRIEMERSHEIM PRIM.	Primary School	EDEN AND CENTRAL KAROO	FRIEMERSHEIM	FRIEMERSHEIM	120350060
204	GARDEN ROUTE PRIM.	Primary School	EDEN AND CENTRAL KAROO	KWANONQABA EXT	MOSSEL BAY	120358517
205	GROOT BRAKRIVIER PRIM.	Primary School	EDEN AND CENTRAL KAROO	WOLWEDANS	GROOT BRAKRIVIER	120350354
206	GROOT-BRAKRIVIER SEK.	Combined School	EDEN AND CENTRAL KAROO	WOLWEDANS	GROOT BRAKRIVIER	120353396
207	HARTENBOS LS.	Primary School	EDEN AND CENTRAL KAROO	HARTENBOS	MOSSEL BAY	120109260
208	HERBERTSDALE LS.	Primary School	EDEN AND CENTRAL KAROO	HERBERTSDALE	HERBERTSDALE	120109262
209	HILLCREST SEK.	Secondary School	EDEN AND CENTRAL KAROO	D'ALMEIDA	MOSSEL BAY	120353388
210	IMEKHAYA PRIM.	Primary School	EDEN AND CENTRAL KAROO	KWANONQABA	MOSSEL BAY	120041304
211	INDWE SEC	Secondary School	EDEN AND CENTRAL KAROO	KWANONQABA	MOSSEL BAY	120041227
212	ISALATHISO PRIM.	Primary School	EDEN AND CENTRAL KAROO	KWANONQABA	MOSSEL BAY	120041336
213	MILKWOOD PRIM.	Primary School	EDEN AND CENTRAL KAROO	MOSSEL BAY	MOSSEL BAY	120109288
214	PARK LS. MOSSELBAAI	Primary School	EDEN AND CENTRAL KAROO	MOSSEL BAY CENTRAL	MOSSEL BAY	120109295
215	PUNT HS.	Secondary School	EDEN AND CENTRAL KAROO	LINKSIDE	MOSSEL BAY	120110264
216	RIDGEVIEW PRIM.	Primary School	EDEN AND CENTRAL KAROO	MOSSEL BAY	MOSSEL BAY	120350362
217	RUITERBOS LS.	Primary School	EDEN AND CENTRAL KAROO	OUTSIDE A TOWN	OUTSIDE A TOWN	120109309
218	SAO BRAS SEK.	Secondary School	EDEN AND CENTRAL KAROO	D'ALMEIDA	MOSSEL BAY	120353353
219	T.M. NDANDA PRIM	Primary School	EDEN AND CENTRAL KAROO	ISINYOKA	MOSSEL BAY	120350664
220	VORENTOE LS.	Primary School	EDEN AND CENTRAL KAROO	BERGSIG	GROOT BRAKRIVIER	120109344
221	CONVILLE PRIM.	Intermediate School	EDEN AND CENTRAL KAROO	CONVILLE	GEORGE	118350117
222	GEORGE VOORB.	Primary School	EDEN AND CENTRAL KAROO	GEORGE CENTRAL	GEORGE	118108207
223	HOEKWIL LS.	Primary School	EDEN AND CENTRAL KAROO	HOEKWIL	WILDERNESS	118109265
224	KARATARA LS.	Primary School	EDEN AND CENTRAL KAROO	KARATARA	KNYSNA RURAL	119109273
225	M M MATEZA PRIM.	Primary School	EDEN AND CENTRAL KAROO	THEMBALETHU	GEORGE	118041306
226	OUTENIQUA PRIM.	Primary School	EDEN AND CENTRAL KAROO	GEORGE CENTRAL	GEORGE	118109294
227	P.W. BOTHA KOLLEGE	Secondary School	EDEN AND CENTRAL KAROO	BOS EN DAL	GEORGE	118103202
228	PARKDENE PRIM. (GEORGE)	Primary School	EDEN AND CENTRAL KAROO	BALLOTSVIEW	GEORGE	118350656
229	PARKDENE SEK.	Secondary School	EDEN AND CENTRAL KAROO	BALLOTSVIEW	GEORGE	118353426
230	REDLANDS PRIM.	Primary School	EDEN AND CENTRAL KAROO	OUTSIDE A TOWN	OUTSIDE A TOWN	119350443
231	SEDGEFIELD LS.	Primary School	EDEN AND CENTRAL KAROO	SEDGEFIELD	SEDGEFIELD	119109313
232	SEDGEFIELD PRIM.	Intermediate School	EDEN AND CENTRAL KAROO	SMUTSVILLE	SEDGEFIELD	119350524
233	THEMBALETHU SEC.	Secondary School	EDEN AND CENTRAL KAROO	THEMBALETHU	GEORGE	118353485
234	THEMBALETU PRIM	Primary School	EDEN AND CENTRAL KAROO	OUTSIDE A TOWN	OUTSIDE A TOWN	118325686
235	TOUWSRANTEN VGK PRIM.	Primary School	EDEN AND CENTRAL KAROO	HOEKWIL	WILDERNESS	118358177
236	TYHOLORA PRIM.	Primary School	EDEN AND CENTRAL KAROO	THEMBALETHU	GEORGE	118041330

**TEMPLATE 2.1: SCHEDULE OF ACCOMMODATION CURRENTLY OCCUPIED BY WCED - STATE OWNED ORDINARY SCHOOL ACCOMMODATION**

**USER DEPARTMENT: EDUCATION**

[List sorted alphabetically per Education District", then "Name of School"]

No.	PROPERTY DESCRIPTION / NAME OF SCHOOL	TYPE OF SCHOOL	EDUCATION DISTRICT	SUBURB	TOWN	CEMIS Nr
237	YORK HS.	Secondary School	EDEN AND CENTRAL KAROO	GEORGE SOUTH	GEORGE	118110288
238	CHRIS NISSEN PRIM	Primary School	EDEN AND CENTRAL KAROO	WHITE LOCATION	KNYSNA	119390585
239	CONCORDIA HIGH SCHOOL	Secondary School	EDEN AND CENTRAL KAROO	CONCORDIA	KNYSNA	100000266
240	CONCORDIA PRIMARY SCHOOL	Primary School	EDEN AND CENTRAL KAROO	CONCORDIA	KNYSNA	100000267
241	FORMOSA PRIM.	Primary School	EDEN AND CENTRAL KAROO	NEW HORIZONS	PLETTENBERG BAY	119350079
242	FRAAISIG PRIM.	Primary School	EDEN AND CENTRAL KAROO	HORNLEE WEST	KNYSNA	119350036
243	HORNLEE PRIM.	Primary School	EDEN AND CENTRAL KAROO	HORNLEE WEST	KNYSNA	119350397
244	KNYSNA HS.	Secondary School	EDEN AND CENTRAL KAROO	KNYSNA CENTRAL	KNYSNA	119110238
245	KNYSNA PRIM.	Primary School	EDEN AND CENTRAL KAROO	KNYSNA CENTRAL	KNYSNA	119109279
246	KNYSNA SEK.	Secondary School	EDEN AND CENTRAL KAROO	HORNLEE WEST	KNYSNA	119353019
247	KWANOKUTHULA PRIMARY SCHOOL	Primary School	EDEN AND CENTRAL KAROO	KWANOKUTHULA	KWANOKUTHULA	100000454
248	MURRAY HIGH SCHOOL	Secondary School	EDEN AND CENTRAL KAROO	KWANOKUTHULA	KWANOKUTHULA	119353078
249	PERCY MDALA HS.	Secondary School	EDEN AND CENTRAL KAROO	KHAYALETU	KNYSNA	119041315
250	PHAKAMISANI PRIM	Primary School	EDEN AND CENTRAL KAROO	KWANOKUTHULA	KWANOKUTHULA	119041309
251	PLETTENBERG BAY PRIM.	Primary School	EDEN AND CENTRAL KAROO	OUTSIDE A TOWN	OUTSIDE A TOWN	119109301
252	PLETTENBERGBAAI SEK.	Secondary School	EDEN AND CENTRAL KAROO	OUTSIDE A TOWN	OUTSIDE A TOWN	119353469
253	RHEENENDAL PRIM.	Intermediate School	EDEN AND CENTRAL KAROO	RHEENENDAL	RHEENENDAL	119350257
254	SUNRIDGE PRIM.	Primary School	EDEN AND CENTRAL KAROO	HORNLEE EAST	KNYSNA	119350591
255	THE CRAGS PRIM.	Primary School	EDEN AND CENTRAL KAROO	KURLAND	KURLAND	119350435
256	THEMBELITSHA PRIM.	Primary School	EDEN AND CENTRAL KAROO	CONCORDIA	KNYSNA	119041307
257	WITTEDRIF PRIM.	Primary School	EDEN AND CENTRAL KAROO	OUTSIDE A TOWN	OUTSIDE A TOWN	119350303
258	WITTEDRIFT HS.	Combined School	EDEN AND CENTRAL KAROO	WITTEDRIFT	WITTEDRIFT	119112261
259	AURIAL COLLEGE	Secondary School	EDEN AND CENTRAL KAROO	BRIDGETON	OUTDSHOORN	124007217
260	BERGSIG PRIM.	Primary School	EDEN AND CENTRAL KAROO	BRIDGETON	OUTDSHOORN	124350044
261	BRIDGTON SEK.	Secondary School	EDEN AND CENTRAL KAROO	BRIDGETON	OUTDSHOORN	124353361
262	CALITZDORP HS.	Combined School	EDEN AND CENTRAL KAROO	CALITZDORP	CALITZDORP	122112206
263	COLRIDGE PRIM.	Intermediate School	EDEN AND CENTRAL KAROO	BRIDGETON	OUTDSHOORN	124350389
264	DE VILLIERS PRIM.	Primary School	EDEN AND CENTRAL KAROO	BRIDGETON	OUTDSHOORN	124350133
265	FEZEKILE SEC	Secondary School	EDEN AND CENTRAL KAROO	OUTDSHOORN	OUTDSHOORN	124041301
266	GAMKA-OOS PRIM.	Intermediate School	EDEN AND CENTRAL KAROO	OUTSIDE A TOWN	OUTSIDE A TOWN	122356026
267	LANGENHOVEN GIMNASIUM	Secondary School	EDEN AND CENTRAL KAROO	OUTDSHOORN	OUTDSHOORN	124110240
268	OUTDSHOORN HS.	Secondary School	EDEN AND CENTRAL KAROO	OUTDSHOORN	OUTDSHOORN	124110254
269	LAURUS PRIMERE SKOOL	Primary School	EDEN AND CENTRAL KAROO	OUTDSHOORN	OUTDSHOORN	124109293
270	RIETFontein NGK PRIM.	Primary School	EDEN AND CENTRAL KAROO	OUTSIDE A TOWN	OUTSIDE A TOWN	122356077
271	VOLMOED PRIM.	Intermediate School	EDEN AND CENTRAL KAROO	OUTSIDE A TOWN	OUTSIDE A TOWN	124357200
272	VOORBEDAG PRIM.	Primary School	EDEN AND CENTRAL KAROO	OUTSIDE A TOWN	OUTSIDE A TOWN	124358401
273	WESBANK LS.	Primary School	EDEN AND CENTRAL KAROO	OUTDSHOORN	OUTDSHOORN	124109347
274	BONGOLETHU PRIM.	Primary School	EDEN AND CENTRAL KAROO	OUTDSHOORN	OUTDSHOORN	124041308
275	DE RUST PRIM.	Primary School	EDEN AND CENTRAL KAROO	DE RUST	DE RUST	124357286



**TEMPLATE 2.1: SCHEDULE OF ACCOMMODATION CURRENTLY OCCUPIED BY WCED - STATE OWNED ORDINARY SCHOOL ACCOMMODATION**  
**USER DEPARTMENT: EDUCATION**  
[List sorted alphabetically per Education District", then "Name of School"]

No.	PROPERTY DESCRIPTION / NAME OF SCHOOL	TYPE OF SCHOOL	EDUCATION DISTRICT	SUBURB	TOWN	CEMIS Nr
276	DE RUST SEK.	Secondary School	EDEN AND CENTRAL KAROO	DE RUST	DE RUST	124353491
277	DIRK BOSHOF PRIM.	Intermediate School	EDEN AND CENTRAL KAROO	UNIONDALE	UNIONDALE	125350346
278	DYSELSDORP PRIM.	Primary School	EDEN AND CENTRAL KAROO	DYSELSDORP	DYSELSDORP	124350338
279	DYSELSDORP SEK.	Secondary School	EDEN AND CENTRAL KAROO	DYSELSDORP	DYSELSDORP	124353418
280	HAARLEM SEK.	Combined School	EDEN AND CENTRAL KAROO	HAARLEM	HAARLEM	125353043
281	MORESTER SEK	Secondary School	EDEN AND CENTRAL KAROO	OUTDSHOORN	OUTDSHOORN	124353329
282	P.J. BADENHORST PRIM.	Primary School	EDEN AND CENTRAL KAROO	DYSELSDORP	DYSELSDORP	124350540
283	ROOIHEUWEL VGK PRIM.	Intermediate School	EDEN AND CENTRAL KAROO	OUTSIDE A TOWN	OUTSIDE A TOWN	124357197
284	SATURNUS PRIM.	Primary School	EDEN AND CENTRAL KAROO	BONGOLETHU	OUTDSHOORN	124350575
285	UNIONDALE HS.	Combined School	EDEN AND CENTRAL KAROO	UNIONDALE	UNIONDALE	125112257
286	VAN REEDE LS.	Primary School	EDEN AND CENTRAL KAROO	OUTDSHOORN	OUTDSHOORN	124109334
287	A.H. BARNARD PRIM.	Primary School	EDEN AND CENTRAL KAROO	RUSTDENE	BEAUFORT WEST	139360112
288	ACACIA PRIM.	Primary School	EDEN AND CENTRAL KAROO	GOLDNERVILLE	LAINGSBURG	140330329
289	BASTIAANSE SEK.	Secondary School	EDEN AND CENTRAL KAROO	RUSTDENE	BEAUFORT WEST	139363316
290	BEAUFORT WES VOORB.	Primary School	EDEN AND CENTRAL KAROO	BEAUFORT WEST	BEAUFORT WEST	139208200
291	BEAUFORT WEST PRIM	Primary School	EDEN AND CENTRAL KAROO	BEAUFORT WEST	BEAUFORT WEST	100000123
292	BEAUFORT-WES SEK.	Secondary School	EDEN AND CENTRAL KAROO	RUSTDENE	BEAUFORT WEST	139363030
293	GEORGE FREDERICKS PRIM.	Intermediate School	EDEN AND CENTRAL KAROO	MERWEVILLE	MERWEVILLE	139360244
294	H.M. DLIKIDLA PRIM.	Primary School	EDEN AND CENTRAL KAROO	SIDESAVIWA	BEAUFORT WEST	139041305
295	JOHN D CRAWFORD PRIM.	Primary School	EDEN AND CENTRAL KAROO	RUSTDENE	BEAUFORT WEST	139360031
296	KLAARSTROOM PRIM.	Primary School	EDEN AND CENTRAL KAROO	OUTSIDE A TOWN	OUTSIDE A TOWN	142360317
297	KLAWERVLEI PRIM.	Primary School	EDEN AND CENTRAL KAROO	OUTSIDE A TOWN	OUTSIDE A TOWN	139366129
298	LAINGSBURG HS.	Secondary School	EDEN AND CENTRAL KAROO	BERGSIG	LAINGSBURG	140212221
299	LEEU GAMKA PRIM.	Intermediate School	EDEN AND CENTRAL KAROO	LEEU GAMKA	LEEU GAMKA	142360376
300	MANDLENKOSI SEC	Secondary School	EDEN AND CENTRAL KAROO	SIDESAVIWA	BEAUFORT WEST	139041303
301	MERWEVILLE PRIM.	Primary School	EDEN AND CENTRAL KAROO	MERWEVILLE	MERWEVILLE	139209234
302	MURRAYSBURG HS.	Secondary School	EDEN AND CENTRAL KAROO	MURRAYSBURG	MURRAYSBURG	141112238
303	MURRAYSBURG PRIM.	Primary School	EDEN AND CENTRAL KAROO	MURRAYSBURG	MURRAYSBURG	141440698
304	NIKO BRUMMER PRIM.	Primary School	EDEN AND CENTRAL KAROO	BEAUFORT WEST	BEAUFORT WEST	139209238
305	PRINS ALBERT PRIM.	Primary School	EDEN AND CENTRAL KAROO	NORTH END	PRINCE ALBERT	142360236
306	RESTVALE MET PRIM.	Intermediate School	EDEN AND CENTRAL KAROO	NELSPOORT	NELSPOORT	139366080
307	SENTRAAL HS.	Secondary School	EDEN AND CENTRAL KAROO	BEAUFORT WEST	BEAUFORT WEST	139210225
308	ST. MATTHEWS PRIM.	Primary School	EDEN AND CENTRAL KAROO	RUSTDENE	BEAUFORT WEST	139366919
309	TESKE GEDENK PRIM.	Primary School	EDEN AND CENTRAL KAROO	NEW TOWN	BEAUFORT WEST	139360155
310	ZWARTBERG HS.	Secondary School	EDEN AND CENTRAL KAROO	PRINCE ALBERT	PRINCE ALBERT	142212240
311	BLANCO LS.	Primary School	EDEN AND CENTRAL KAROO	BLANCO	GEORGE	118109218
312	DELLVILLE PARK PRIM.	Primary School	EDEN AND CENTRAL KAROO	DEVILLE PARK	GEORGE	118350370
313	DENNEOORD LS.	Primary School	EDEN AND CENTRAL KAROO	DENNEOORD	GEORGE	118109236
314	DIEPRIVIER VGK PRIM.	Primary School	EDEN AND CENTRAL KAROO	VAN ROOYENS RUS	GEORGE RURAL	118356441

**TEMPLATE 2.1: SCHEDULE OF ACCOMMODATION CURRENTLY OCCUPIED BY WCED - STATE OWNED ORDINARY SCHOOL ACCOMMODATION**  
**USER DEPARTMENT: EDUCATION**  
[List sorted alphabetically per Education District", then "Name of School"]

No.	PROPERTY DESCRIPTION / NAME OF SCHOOL	TYPE OF SCHOOL	EDUCATION DISTRICT	SUBURB	TOWN	CEMIS Nr
315	GEORGE SEK.	Secondary School	EDEN AND CENTRAL KAROO	LEVALLIA	GEORGE	118353310
316	GEORGE-SUID LS.	Primary School	EDEN AND CENTRAL KAROO	GEORGE SOUTH	GEORGE	118109247
317	HEATHERLANDS HS	Secondary School	EDEN AND CENTRAL KAROO	GEORGE	GEORGE	100000329
318	HEIDEDAL PRIM.	Primary School	EDEN AND CENTRAL KAROO	BORCHERDS	GEORGE	118350109
319	HEROLD LS.	Primary School	EDEN AND CENTRAL KAROO	OUTSIDE A TOWN	OUTSIDE A TOWN	118109605
320	HOOGEKRAAL SSKV PRIM.	Primary School	EDEN AND CENTRAL KAROO	OUTSIDE A TOWN	OUTSIDE A TOWN	118358681
321	IMIZAMO YETHU SEC	Secondary School	EDEN AND CENTRAL KAROO	THEMBALETHU	GEORGE	118041302
322	KRETZENSHOOP PRIM.	Primary School	EDEN AND CENTRAL KAROO	BLANCO	GEORGE	118356336
323	MZOXOLO PRIM.	Primary School	EDEN AND CENTRAL KAROO	LAWAAIKAMP	GEORGE	118041337
324	NEW DAWN PARK PRIM.	Primary School	EDEN AND CENTRAL KAROO	PACALTSDORP	GEORGE	118008008
325	OUTENIQUA HS.	Secondary School	EDEN AND CENTRAL KAROO	EASTERN EXT	GEORGE	118110257
326	PACALTSDORP PRIM.	Primary School	EDEN AND CENTRAL KAROO	PACALTSDORP	GEORGE	118350206
327	PACALTSDORP SEK.	Secondary School	EDEN AND CENTRAL KAROO	PACALTSDORP	GEORGE	118353345
328	ROSEMOOR PRIM.	Intermediate School	EDEN AND CENTRAL KAROO	ROSEMORE	GEORGE	118350400
329	VAN DER HOVEN LS.	Primary School	EDEN AND CENTRAL KAROO	OUTSIDE A TOWN	OUTSIDE A TOWN	118109333
330	CAMPS BAY HS.	Secondary School	METRO CENTRAL	CAMPS BAY / BAKOVEN	CITY OF CAPE TOWN	103310325
331	CAMPS BAY PRIM.	Primary School	METRO CENTRAL	CAMPS BAY / BAKOVEN	CITY OF CAPE TOWN	103309222
332	ELLERTON PRIM.	Primary School	METRO CENTRAL	THREE ANCHOR BAY	CITY OF CAPE TOWN	103309241
333	FEZEKA SEC	Secondary School	METRO CENTRAL	GUGULETU	CITY OF CAPE TOWN	106042201
334	I. D. MKIZE SEN SEC	Secondary School	METRO CENTRAL	GUGULETU	CITY OF CAPE TOWN	106042301
335	INTSHUKUMO SEC.	Secondary School	METRO CENTRAL	GUGULETU	CITY OF CAPE TOWN	106042118
336	JAN VAN RIEBEECK HS.	Secondary School	METRO CENTRAL	GARDENS	CITY OF CAPE TOWN	103310246
337	JAN VAN RIEBEECK PRIM.	Primary School	METRO CENTRAL	GARDENS	CITY OF CAPE TOWN	103309268
338	LITHA PRIM.	Primary School	METRO CENTRAL	GUGULETU	CITY OF CAPE TOWN	106042303
339	LUZUKO PRIM.	Primary School	METRO CENTRAL	GUGULETU	CITY OF CAPE TOWN	106042305
340	MSEKI PRIM.	Primary School	METRO CENTRAL	GUGULETU	CITY OF CAPE TOWN	106042213
341	PRESTWICH STREET PRIM.	Primary School	METRO CENTRAL	CAPE TOWN CITY CENT	CITY OF CAPE TOWN	103310085
342	SEA POINT HS.	Secondary School	METRO CENTRAL	SEA POINT	CITY OF CAPE TOWN	103310297
343	SEA POINT PRIM.	Primary School	METRO CENTRAL	SEA POINT	CITY OF CAPE TOWN	103309338
344	SOKHANYO PRIM.	Primary School	METRO CENTRAL	GUGULETU	CITY OF CAPE TOWN	106042215
345	TAMBOERSKLOOF PRIM.	Primary School	METRO CENTRAL	TAMBOERSKLOOF	CITY OF CAPE TOWN	103309357
346	VISTA HS.	Secondary School	METRO CENTRAL	SCHOTSCHEKLOOF	CITY OF CAPE TOWN	103313416
347	VUKUKHANYE PRIM.	Primary School	METRO CENTRAL	GUGULETU	CITY OF CAPE TOWN	106042114
348	VUYANI PRIM.	Primary School	METRO CENTRAL	GUGULETU	CITY OF CAPE TOWN	106042313
349	BONGA LOWER PRIM.	Primary School	METRO CENTRAL	GUGULETU	CITY OF CAPE TOWN	106042204
350	CAPE TOWN HS.	Secondary School	METRO CENTRAL	CAPE TOWN CITY CENT	CITY OF CAPE TOWN	103310213
351	CLAREMONT PRIM.	Primary School	METRO CENTRAL	CLAREMONT	CITY OF CAPE TOWN	105309223
352	GARDENS COMMERCIAL HS.	Secondary School	METRO CENTRAL	CAPE TOWN CITY CENT	CITY OF CAPE TOWN	103307200
353	GOLDEN GROVE PRIM.	Primary School	METRO CENTRAL	RONDEBOSCH	CITY OF CAPE TOWN	105309253

**TEMPLATE 2.1: SCHEDULE OF ACCOMMODATION CURRENTLY OCCUPIED BY WCED - STATE OWNED ORDINARY SCHOOL ACCOMMODATION**

**USER DEPARTMENT: EDUCATION**

[List sorted alphabetically per Education District", then "Name of School"]

No.	PROPERTY DESCRIPTION / NAME OF SCHOOL	TYPE OF SCHOOL	EDUCATION DISTRICT	SUBURB	TOWN	CEMIS Nr
354	GOOD HOPE SEMINARY HS.	Secondary School	METRO CENTRAL	GARDENS	CITY OF CAPE TOWN	103310238
355	GOOD HOPE SEMINARY JUNIOR	Primary School	METRO CENTRAL	VREDEHOEK	CITY OF CAPE TOWN	103309254
356	HOUTBAAI SEK.	Secondary School	METRO CENTRAL	HOUT BAY	CITY OF CAPE TOWN	105313904
357	INTSHINGA PRIM.	Primary School	METRO CENTRAL	GUGULETU	CITY OF CAPE TOWN	106042207
358	LEHLOHONOLO PRIM.	Primary School	METRO CENTRAL	GUGULETU	CITY OF CAPE TOWN	106042210
359	LWAZI PRIM.	Primary School	METRO CENTRAL	GUGULETU	CITY OF CAPE TOWN	106042108
360	RAHMANIYEH PRIM.	Primary School	METRO CENTRAL	ZONNEBLOEM	CITY OF CAPE TOWN	103316016
361	ROSEBANK JUNIOR	Primary School	METRO CENTRAL	RONDEBOSCH	CITY OF CAPE TOWN	105309332
362	SILIKAMVA HIGH SCHOOL	Secondary School	METRO CENTRAL	HOUT BAY	CITY OF CAPE TOWN	100000129
363	SIYAZINGISA PRIM.	Primary School	METRO CENTRAL	GUGULETU	CITY OF CAPE TOWN	106042214
364	WALMER SEC.	Secondary School	METRO CENTRAL	WOODSTOCK	CITY OF CAPE TOWN	103313122
365	XOLANI PRIM.	Primary School	METRO CENTRAL	GUGULETU	CITY OF CAPE TOWN	106042314
366	BERGSIG PRIM	Primary School	METRO CENTRAL	BONTEHEUWEL	CITY OF CAPE TOWN	102480088
367	BRAMBLE WAY PRIM.	Primary School	METRO CENTRAL	BONTEHEUWEL	CITY OF CAPE TOWN	102480169
368	CEDAR PRIM.	Primary School	METRO CENTRAL	BONTEHEUWEL	CITY OF CAPE TOWN	102480185
369	CENTRAL PARK PRIM.	Primary School	METRO CENTRAL	BONTEHEUWEL	CITY OF CAPE TOWN	102480193
370	E. A. JANARI PRIM	Primary School	METRO CENTRAL	BONTEHEUWEL	CITY OF CAPE TOWN	105480622
371	HAROLD CRESSY HS.	Secondary School	METRO CENTRAL	ZONNEBLOEM	CITY OF CAPE TOWN	103313378
372	IKAMVALETHU SEC.	Secondary School	METRO CENTRAL	LANGA	CITY OF CAPE TOWN	102041321
373	ISILIMELA SEC	Secondary School	METRO CENTRAL	LANGA	CITY OF CAPE TOWN	102042104
374	KALKSTEENFONTEIN PRIM.	Primary School	METRO CENTRAL	KALKSTEENFONTEIN	CITY OF CAPE TOWN	102480460
375	KLIPFONTEIN PRIM.	Primary School	METRO CENTRAL	BONTEHEUWEL	CITY OF CAPE TOWN	102480509
376	NERINA PRIM.	Primary School	METRO CENTRAL	BONTEHEUWEL	CITY OF CAPE TOWN	102480584
377	PINEHURST PRIM.	Primary School	METRO CENTRAL	PINELANDS	CITY OF CAPE TOWN	102309319
378	PINELANDS HS.	Secondary School	METRO CENTRAL	PINELANDS	CITY OF CAPE TOWN	102310278
379	PINELANDS NORTH PRIM.	Primary School	METRO CENTRAL	PINELANDS	CITY OF CAPE TOWN	102309321
380	QUEEN'S PARK HS.	Secondary School	METRO CENTRAL	WOODSTOCK	CITY OF CAPE TOWN	103310281
381	SALT RIVER SEC	Secondary School	METRO CENTRAL	OBSERVATORY	CITY OF CAPE TOWN	103313459
382	THE PINELANDS PRIM.	Primary School	METRO CENTRAL	PINELANDS	CITY OF CAPE TOWN	102309320
383	THORNTON PRIM.	Primary School	METRO CENTRAL	THORNTON	CITY OF CAPE TOWN	102309358
384	TRAFALGAR SEC.	Secondary School	METRO CENTRAL	ZONNEBLOEM	CITY OF CAPE TOWN	103313335
385	AKASIAPARK LS.	Primary School	METRO CENTRAL	ACACIA PARK	CITY OF CAPE TOWN	102006062
386	ALEXANDER SINTON SEC.	Secondary School	METRO CENTRAL	BELGRAVIA	CITY OF CAPE TOWN	105483311
387	BOKMAKIERIE PRIM.	Primary School	METRO CENTRAL	HAZENDAL	CITY OF CAPE TOWN	105480940
388	FACTRETON PRIM.	Primary School	METRO CENTRAL	WINDERMERE	CITY OF CAPE TOWN	103322113
389	GARLANDALE PRIM.	Primary School	METRO CENTRAL	ATHLONE	CITY OF CAPE TOWN	105480371
390	GREENFIELD GIRLS' PRIM.	Primary School	METRO CENTRAL	CLAREMONT	CITY OF CAPE TOWN	105309258
391	GROVE PRIM.	Primary School	METRO CENTRAL	CLAREMONT	CITY OF CAPE TOWN	105309260
392	HAZENDAL PRIM.	Primary School	METRO CENTRAL	HAZENDAL	CITY OF CAPE TOWN	105310409

**TEMPLATE 2.1: SCHEDULE OF ACCOMMODATION CURRENTLY OCCUPIED BY WCED - STATE OWNED ORDINARY SCHOOL ACCOMMODATION**  
**USER DEPARTMENT: EDUCATION**  
[List sorted alphabetically per Education District", then "Name of School"]]

No.	PROPERTY DESCRIPTION / NAME OF SCHOOL	TYPE OF SCHOOL	EDUCATION DISTRICT	SUBURB	TOWN	CEMIS Nr
393	KEWTOWN PRIM.	Primary School	METRO CENTRAL	KEWTOWN	CITY OF CAPE TOWN	105480495
394	KOEBERG PRIM.	Primary School	METRO CENTRAL	MAITLAND	CITY OF CAPE TOWN	103309308
395	KULANI SEC	Secondary School	METRO CENTRAL	LANGA	CITY OF CAPE TOWN	102042218
396	LANGA SEC.	Secondary School	METRO CENTRAL	LANGA	CITY OF CAPE TOWN	102042103
397	NED DOMAN HS.	Secondary School	METRO CENTRAL	ATHLONE	CITY OF CAPE TOWN	105483516
398	OUDE MOLEN HTS.	Secondary School	METRO CENTRAL	MAITLAND	CITY OF CAPE TOWN	103303206
399	RONDEBOSCH EAST PRIM.	Primary School	METRO CENTRAL	RONDEBOSCH EAST	CITY OF CAPE TOWN	105309331
400	ROSMEAD CENTRAL PRIM.	Primary School	METRO CENTRAL	CLAREMONT	CITY OF CAPE TOWN	105310115
401	RUSTENBURG GIRLS' JUNIOR.	Primary School	METRO CENTRAL	RONDEBOSCH	CITY OF CAPE TOWN	105309333
402	SUNDERLAND PRIM.	Primary School	METRO CENTRAL	WINDERMERE	CITY OF CAPE TOWN	103322156
403	W.D. HENDRICKS PRIM.	Primary School	METRO CENTRAL	WINDERMERE	CITY OF CAPE TOWN	103322164
404	DISA PRIM. (HOUT BAY)	Primary School	METRO CENTRAL	HOUT BAY	CITY OF CAPE TOWN	100000078
405	DOWNEVILLE PRIM.	Primary School	METRO CENTRAL	MANENBERG	CITY OF CAPE TOWN	105480274
406	EDENDALE PRIM.	Primary School	METRO CENTRAL	MANENBERG	CITY OF CAPE TOWN	105480290
407	KRONENDAL PRIM.	Primary School	METRO CENTRAL	HOUT BAY	CITY OF CAPE TOWN	105309283
408	LLANDUDNO PRIM.	Primary School	METRO CENTRAL	LLANDUDNO	CITY OF CAPE TOWN	105309291
409	MANENBERG SEK.	Secondary School	METRO CENTRAL	MANENBERG	CITY OF CAPE TOWN	105483486
410	OAKHURST GIRLS' PRIM.	Primary School	METRO CENTRAL	RONDEBOSCH	CITY OF CAPE TOWN	105309306
411	PHOENIX SEK.	Secondary School	METRO CENTRAL	MANENBERG	CITY OF CAPE TOWN	105483494
412	PRIMROSE PARK PRIM.	Primary School	METRO CENTRAL	NEWFIELDS	CITY OF CAPE TOWN	105480649
413	RED RIVER PRIM.	Primary School	METRO CENTRAL	MANENBERG	CITY OF CAPE TOWN	105480673
414	RIO GRANDE PRIM.	Primary School	METRO CENTRAL	MANENBERG	CITY OF CAPE TOWN	105480681
415	RUSTENBURG GIRLS' HS.	Secondary School	METRO CENTRAL	ROSEBANK	CITY OF CAPE TOWN	105310291
416	S.A. COLLEGE HS.	Secondary School	METRO CENTRAL	NEWLANDS	CITY OF CAPE TOWN	105310293
417	S.A. COLLEGE JUNIOR.	Primary School	METRO CENTRAL	NEWLANDS	CITY OF CAPE TOWN	105309334
418	SANS SOUCI GIRLS' HS.	Secondary School	METRO CENTRAL	NEWLANDS	CITY OF CAPE TOWN	105310296
419	SENTINEL PRIM.	Primary School	METRO CENTRAL	HOUT BAY	CITY OF CAPE TOWN	105313033
420	SILVERSTREAM PRIM.	Primary School	METRO CENTRAL	MANENBERG	CITY OF CAPE TOWN	105480762
421	SILVERSTREAM SEK.	Secondary School	METRO CENTRAL	MANENBERG	CITY OF CAPE TOWN	105483559
422	SONDEREND PRIM.	Primary School	METRO CENTRAL	MANENBERG	CITY OF CAPE TOWN	105480770
423	WESTERFORD HS.	Secondary School	METRO CENTRAL	RONDEBOSCH	CITY OF CAPE TOWN	105310316
424	ARCADIA PRIM.	Primary School	METRO CENTRAL	BONTEHEUWEL	CITY OF CAPE TOWN	102480037
425	ARCADIA SEN. SEK.	Secondary School	METRO CENTRAL	BONTEHEUWEL	CITY OF CAPE TOWN	102483338
426	BONTEHEUWEL SEK.	Secondary School	METRO CENTRAL	BONTEHEUWEL	CITY OF CAPE TOWN	102483389
427	BOUNDARY PRIM.	Primary School	METRO CENTRAL	BONTEHEUWEL	CITY OF CAPE TOWN	102480177
428	CLAREMONT HS	Secondary School	METRO CENTRAL	CLAREMONT	CITY OF CAPE TOWN	100000055
429	DISA PRIM.	Primary School	METRO CENTRAL	BONTEHEUWEL	CITY OF CAPE TOWN	102480266
430	H.J. KRONEBERG JUN. PRIM.	Primary School	METRO CENTRAL	MAITLAND	CITY OF CAPE TOWN	103322121
431	KENMERE PRIM.	Primary School	METRO CENTRAL	KENSINGTON	CITY OF CAPE TOWN	103322148



**TEMPLATE 2.1: SCHEDULE OF ACCOMMODATION CURRENTLY OCCUPIED BY WCED - STATE OWNED ORDINARY SCHOOL ACCOMMODATION**

**USER DEPARTMENT: EDUCATION**

[List sorted alphabetically per Education District", then "Name of School"]

No.	PROPERTY DESCRIPTION / NAME OF SCHOOL	TYPE OF SCHOOL	EDUCATION DISTRICT	SUBURB	TOWN	CEMIS Nr
432	LIVINGSTONE HS.	Secondary School	METRO CENTRAL	CLAREMONT	CITY OF CAPE TOWN	105313343
433	MIMOSA PRIM.	Primary School	METRO CENTRAL	BONTEHEUWEL	CITY OF CAPE TOWN	102480568
434	MODDERDAM SEK.	Secondary School	METRO CENTRAL	BONTEHEUWEL	CITY OF CAPE TOWN	102483508
435	NEWFIELDS PRIM.	Primary School	METRO CENTRAL	NEWFIELDS	CITY OF CAPE TOWN	105480932
436	OAKLANDS SEK.	Secondary School	METRO CENTRAL	LANDSDOWNE	CITY OF CAPE TOWN	105313432
437	PARKFIELDS PRIM.	Primary School	METRO CENTRAL	HANOVER PARK	CITY OF CAPE TOWN	105311146
438	PROTEA PRIM. (BONTEH.)	Primary School	METRO CENTRAL	BONTEHEUWEL	CITY OF CAPE TOWN	102480657
439	VOORTREKKER HS.	Secondary School	METRO CENTRAL	KENILWORTH	CITY OF CAPE TOWN	105310311
440	WINDERMERE PRIM.	Primary School	METRO CENTRAL	KENSINGTON	CITY OF CAPE TOWN	103322172
441	WINGFIELD PRIM.	Primary School	METRO CENTRAL	WINDERMERE	CITY OF CAPE TOWN	103322180
442	WOODLANDS PRIM.	Primary School	METRO CENTRAL	HEIDEVELD	CITY OF CAPE TOWN	105480916
443	ATHLONE NORTH PRIM.	Primary School	METRO CENTRAL	SILVERTOWN	CITY OF CAPE TOWN	105480045
444	ATHWOOD PRIM.	Primary School	METRO CENTRAL	PINATI	CITY OF CAPE TOWN	105311073
445	BELMOR PRIM.	Primary School	METRO CENTRAL	HANOVER PARK	CITY OF CAPE TOWN	105311545
446	BLOMVLEI PRIM.	Primary School	METRO CENTRAL	MOUNTVIEW	CITY OF CAPE TOWN	105311081
447	BLOSSOM STREET PRIM.	Primary School	METRO CENTRAL	SILVERTOWN	CITY OF CAPE TOWN	105480134
448	BRIDGETOWN SEC.	Secondary School	METRO CENTRAL	BRIDGETOWN	CITY OF CAPE TOWN	105483397
449	CRYSTAL SEK.	Secondary School	METRO CENTRAL	HANOVER PARK	CITY OF CAPE TOWN	105313602
450	DAGBREEK PRIM.	Primary School	METRO CENTRAL	HEIDEVELD	CITY OF CAPE TOWN	105480258
451	GROENVLEI SEC.	Secondary School	METRO CENTRAL	LANDSDOWNE	CITY OF CAPE TOWN	105483443
452	KENWYN PRIM.	Primary School	METRO CENTRAL	LANDSDOWNE	CITY OF CAPE TOWN	105309376
453	MORGENSON PRIM.	Primary School	METRO CENTRAL	MOUNTVIEW	CITY OF CAPE TOWN	105311340
454	MOUNT VIEW SEC.	Secondary School	METRO CENTRAL	MOUNTVIEW	CITY OF CAPE TOWN	105313610
455	NORMA ROAD PRIM.	Primary School	METRO CENTRAL	SILVERTOWN	CITY OF CAPE TOWN	105480606
456	SILVERLEA PRIM.	Primary School	METRO CENTRAL	SILVERTOWN	CITY OF CAPE TOWN	105480754
457	SPES BONA HS.	Secondary School	METRO CENTRAL	HAZENDAL	CITY OF CAPE TOWN	105483540
458	SUMMIT PRIM.	Primary School	METRO CENTRAL	HANOVER PARK	CITY OF CAPE TOWN	105311200
459	SUNLANDS PRIM.	Primary School	METRO CENTRAL	LANDSDOWNE	CITY OF CAPE TOWN	105309348
460	WINDSOR HS.	Secondary School	METRO CENTRAL	LANDSDOWNE	CITY OF CAPE TOWN	105310317
461	WINDSOR PREP.	Primary School	METRO CENTRAL	LANDSDOWNE	CITY OF CAPE TOWN	105308212
462	ALICEDALE PRIM.	Primary School	METRO CENTRAL	ATHLONE	CITY OF CAPE TOWN	105480029
463	ATHLONE SEC.	Secondary School	METRO CENTRAL	SILVERTOWN	CITY OF CAPE TOWN	105483346
464	BELGRAVIA SEC.	Secondary School	METRO CENTRAL	BELGRAVIA	CITY OF CAPE TOWN	105483362
465	BRIDGEVILLE PRIM.	Primary School	METRO CENTRAL	BRIDGETOWN	CITY OF CAPE TOWN	105480150
466	CYPRESS PRIM.	Primary School	METRO CENTRAL	BRIDGETOWN	CITY OF CAPE TOWN	105480231
467	HEATHERDALE PRIM.	Primary School	METRO CENTRAL	BELGRAVIA	CITY OF CAPE TOWN	105480401
468	MOKONE PRIM.	Primary School	METRO CENTRAL	LANGA	CITY OF CAPE TOWN	102042308
469	MOSHESH PRIM.	Primary School	METRO CENTRAL	LANGA	CITY OF CAPE TOWN	102042309
470	PEAK VIEW SEK.	Secondary School	METRO CENTRAL	BRIDGETOWN	CITY OF CAPE TOWN	105483524

**TEMPLATE 2.1: SCHEDULE OF ACCOMMODATION CURRENTLY OCCUPIED BY WCED - STATE OWNED ORDINARY SCHOOL ACCOMMODATION**  
**USER DEPARTMENT: EDUCATION**  
[List sorted alphabetically per Education District", then "Name of School"]

No.	PROPERTY DESCRIPTION / NAME OF SCHOOL	TYPE OF SCHOOL	EDUCATION DISTRICT	SUBURB	TOWN	CEMIS Nr
471	RYLANDS HS.	Secondary School	METRO CENTRAL	GATESVILLE	CITY OF CAPE TOWN	105062458
472	RYLANDS PRIM.	Primary School	METRO CENTRAL	RYLANDS	CITY OF CAPE TOWN	105062424
473	SIYABULELA PRIM.	Primary School	METRO CENTRAL	LANGA	CITY OF CAPE TOWN	102042310
474	STARLING PRIM	Primary School	METRO CENTRAL	MOUNTVIEW	CITY OF CAPE TOWN	105062400
475	THEMBANI PRIM.	Primary School	METRO CENTRAL	LANGA	CITY OF CAPE TOWN	102042312
476	TURFHALL PRIM.	Primary School	METRO CENTRAL	BELTHORN ESTATE	CITY OF CAPE TOWN	105480827
477	VOORSPOED PRIM.	Primary School	METRO CENTRAL	HANOVER PARK	CITY OF CAPE TOWN	105311286
478	ZIMASA PRIM.	Intermediate School	METRO CENTRAL	LANGA	CITY OF CAPE TOWN	102042315
479	BELTHORN PRIM.	Primary School	METRO CENTRAL	BELTHORN ESTATE	CITY OF CAPE TOWN	105480118
480	CATHKIN SEC.	Secondary School	METRO CENTRAL	HEIDEVELD	CITY OF CAPE TOWN	105483400
481	CHAPEL STREET PRIM.	Primary School	METRO CENTRAL	ZONNEBLOEM	CITY OF CAPE TOWN	103310077
482	DRYDEN STREET PRIM	Primary School	METRO CENTRAL	SALT RIVER	CITY OF CAPE TOWN	103310301
483	GARLANDALE SEK.	Secondary School	METRO CENTRAL	ATHLONE	CITY OF CAPE TOWN	105483435
484	HEIDEVELD PRIM.	Primary School	METRO CENTRAL	HEIDEVELD	CITY OF CAPE TOWN	105480428
485	HEIDEVELD SEK.	Secondary School	METRO CENTRAL	HEIDEVELD	CITY OF CAPE TOWN	105483451
486	MONTANA PRIM.	Primary School	METRO CENTRAL	KALKSTEENFONTEIN	CITY OF CAPE TOWN	102480576
487	MONTEVIDEO PRIM.	Primary School	METRO CENTRAL	MONTANA	CITY OF CAPE TOWN	102480975
488	MOUNTAIN ROAD PRIM.	Primary School	METRO CENTRAL	WOODSTOCK	CITY OF CAPE TOWN	103309300
489	OBSERVATORY JUNIOR	Primary School	METRO CENTRAL	OBSERVATORY	CITY OF CAPE TOWN	103309307
490	RHODES HS.	Secondary School	METRO CENTRAL	MOWBRAY	CITY OF CAPE TOWN	105310284
491	ROSEWOOD PRIM.	Primary School	METRO CENTRAL	BONTEHEUWEL	CITY OF CAPE TOWN	102480711
492	SUNNYSIDE PRIM.	Primary School	METRO CENTRAL	BELGRAVIA	CITY OF CAPE TOWN	105480789
493	THANDOKHULU SEC	Secondary School	METRO CENTRAL	MOWBRAY	CITY OF CAPE TOWN	105041120
494	THORNTONWEG PRIM.	Primary School	METRO CENTRAL	CRAWFORD	CITY OF CAPE TOWN	105480819
495	VANGUARD PRIM.	Primary School	METRO CENTRAL	VANGUARD	CITY OF CAPE TOWN	105480878
496	WILLOWS PRIM.	Primary School	METRO CENTRAL	HEIDEVELD	CITY OF CAPE TOWN	105480908
497	CECIL ROAD PRIM.	Primary School	METRO CENTRAL	SALT RIVER	CITY OF CAPE TOWN	103310174
498	EASTER PEAK PRIM.	Primary School	METRO CENTRAL	MANENBERG	CITY OF CAPE TOWN	105480282
499	GARDEN VILLAGE PRIM.	Primary School	METRO CENTRAL	MAITLAND GARDEN VILL	CITY OF CAPE TOWN	103316563
500	GROOTE SCHUUR HS.	Secondary School	METRO CENTRAL	NEWLANDS	CITY OF CAPE TOWN	105310240
501	GROOTE SCHUUR PRIM.	Primary School	METRO CENTRAL	RONDEBOSCH	CITY OF CAPE TOWN	105309259
502	KENSINGTON SEC.	Secondary School	METRO CENTRAL	KENSINGTON	CITY OF CAPE TOWN	103323810
503	MAITLAND SEK.	Secondary School	METRO CENTRAL	MAITLAND	CITY OF CAPE TOWN	103323829
504	MANENBERG PRIM.	Primary School	METRO CENTRAL	MANENBERG	CITY OF CAPE TOWN	105480533
505	PORTAVUE PRIM.	Primary School	METRO CENTRAL	SURREY	CITY OF CAPE TOWN	105480967
506	PORTIA PRIM.	Primary School	METRO CENTRAL	LANSDOWNE	CITY OF CAPE TOWN	105480630
507	RONDEBOSCH BOYS' HS.	Secondary School	METRO CENTRAL	RONDEBOSCH	CITY OF CAPE TOWN	105310288
508	RONDEBOSCH BOYS' PREP.	Primary School	METRO CENTRAL	RONDEBOSCH	CITY OF CAPE TOWN	105309330
509	SAAMBOU PRIM.	Primary School	METRO CENTRAL	MANENBERG	CITY OF CAPE TOWN	105480738

**TEMPLATE 2.1: SCHEDULE OF ACCOMMODATION CURRENTLY OCCUPIED BY WCED - STATE OWNED ORDINARY SCHOOL ACCOMMODATION**  
**USER DEPARTMENT: EDUCATION**  
[List sorted alphabetically per Education District", then "Name of School"]

No.	PROPERTY DESCRIPTION / NAME OF SCHOOL	TYPE OF SCHOOL	EDUCATION DISTRICT	SUBURB	TOWN	CEMIS Nr
510	SURREY PRIM.	Primary School	METRO CENTRAL	SURREY	CITY OF CAPE TOWN	105480797
511	WELCOME PRIM.	Primary School	METRO CENTRAL	WELCOME	CITY OF CAPE TOWN	105480886
512	WINDERMERE SEK.	Secondary School	METRO CENTRAL	WINDERMERE	CITY OF CAPE TOWN	103323837
513	YORK ROAD PRIM.	Primary School	METRO CENTRAL	LANSDOWNE	CITY OF CAPE TOWN	105480924
514	CHUMISA PRIM.	Primary School	METRO EAST	NONQUBELA	CITY OF CAPE TOWN	106041218
515	ENKULULEKWENI PRIM.	Primary School	METRO EAST	WALLACEDENE	CITY OF CAPE TOWN	107322377
516	ESANGWENI SEC.	Secondary School	METRO EAST	KUYASA	CITY OF CAPE TOWN	102323934
517	FIRGROVE PRIM.	Primary School	METRO EAST	FIRGROVE	CITY OF CAPE TOWN	110322016
518	HARRY GWALA SEC.	Secondary School	METRO EAST	UMRHABULO TRIANGLE	CITY OF CAPE TOWN	103323918
519	IMVUMELWANO PRIM.	Primary School	METRO EAST	WALLACEDENE	CITY OF CAPE TOWN	107322431
520	KUYASA PRIM	Primary School	METRO EAST	KUYASA	CITY OF CAPE TOWN	106400742
521	LUDWE NGAMLANA PRIMARY SCHOOL	Primary School	METRO EAST	KUYASA	CITY OF CAPE TOWN	106008327
522	MACASSAR PRIM.	Primary School	METRO EAST	RIVERSIDE	CITY OF CAPE TOWN	110320811
523	MACASSAR SEK	Secondary School	METRO EAST	MACASSAR	CITY OF CAPE TOWN	110323527
524	MARVIN PARK PRIM.	Primary School	METRO EAST	MACASSAR	CITY OF CAPE TOWN	110321494
525	MASIPHUMELELE PRIM	Primary School	METRO EAST	UMRHABULO TRIANGLE	CITY OF CAPE TOWN	110377104
526	OKLAHOMASTRAAT PRIM.	Primary School	METRO EAST	DEACONVILLE	CITY OF CAPE TOWN	110321001
527	SIPHAMANDLA SEC.	Secondary School	METRO EAST	KUYASA	CITY OF CAPE TOWN	106323993
528	WALLACEDENE SEC	Secondary School	METRO EAST	WALLACEDENE	CITY OF CAPE TOWN	107008016
529	ZANDVLIET HS.	Secondary School	METRO EAST	MACASSAR	CITY OF CAPE TOWN	110323780
530	ARISTEA PRIM.	Primary School	METRO EAST	WINDSOR PARK ESTATE	CITY OF CAPE TOWN	101309202
531	BASTION PRIM.	Primary School	METRO EAST	PROTEA HEIGHTS	CITY OF CAPE TOWN	107309204
532	BLUE DOWNS PRIM	Primary School	METRO EAST	MALIBU VILLAGE	CITY OF CAPE TOWN	107007988
533	BRACKENFELL HS.	Secondary School	METRO EAST	MORGENSTER HEIGHTS	CITY OF CAPE TOWN	107310205
534	BRACKENFELL PRIM.	Primary School	METRO EAST	ARAUNA	CITY OF CAPE TOWN	107309213
535	ENCOTSHENI PRIM.	Primary School	METRO EAST	MXOLISI PHETANI	CITY OF CAPE TOWN	106322385
536	HECTOR PETERSON SEC.	Secondary School	METRO EAST	WALLACEDENE	CITY OF CAPE TOWN	107323136
537	KLEINVLEI SEK.	Secondary School	METRO EAST	KLEINVLEI TOWN	CITY OF CAPE TOWN	107323578
538	MALIBU SEK.	Secondary School	METRO EAST	MALIBU VILLAGE	CITY OF CAPE TOWN	107323802
539	MASIYILE SENIOR SEC	Secondary School	METRO EAST	EYETHU	CITY OF CAPE TOWN	106041105
540	NOLUNGILE PRIM.	Primary School	METRO EAST	MXOLISI PHETANI	CITY OF CAPE TOWN	106460826
541	NORTHPINE PRIMARY SCHOOL.	Primary School	METRO EAST	NORTHPINE	CITY OF CAPE TOWN	107321915
542	NORTHPINE TECHNICAL HS	Secondary School	METRO EAST	NORTHPINE	CITY OF CAPE TOWN	100000108
543	PROTEA HEIGHTS ACADEMY	Secondary School	METRO EAST	PROTEA HEIGHTS	CITY OF CAPE TOWN	100000355
544	R.R. FRANKS PRIM.	Primary School	METRO EAST	KLEINVLEI TOWN	CITY OF CAPE TOWN	107320803
545	SIVILE PRIM.	Intermediate School	METRO EAST	THEMBOKWEZI	CITY OF CAPE TOWN	106041225
546	VUZAMANZI PUBL. PRIM.	Primary School	METRO EAST	MXOLISI PHETANI	CITY OF CAPE TOWN	106041213
547	WEST BANK NO. 1 PRIM.	Primary School	METRO EAST	WESBANK	CITY OF CAPE TOWN	107319333
548	BERNADINO HEIGHTS SEK.	Secondary School	METRO EAST	SCOTTSDENE	CITY OF CAPE TOWN	101323764



**TEMPLATE 2.1: SCHEDULE OF ACCOMMODATION CURRENTLY OCCUPIED BY WCED - STATE OWNED ORDINARY SCHOOL ACCOMMODATION**  
**USER DEPARTMENT: EDUCATION**  
[List sorted alphabetically per Education District", then "Name of School"]

No.	PROPERTY DESCRIPTION / NAME OF SCHOOL	TYPE OF SCHOOL	EDUCATION DISTRICT	SUBURB	TOWN	CEMIS Nr
549	BROOKLANDS PRIM.	Primary School	METRO EAST	NORTHPINE	CITY OF CAPE TOWN	107322326
550	EIKENDAL PRIM.	Primary School	METRO EAST	EIKENDAL	CITY OF CAPE TOWN	101321524
551	EXCELSIOR PRIM. (BELLVILLE)	Primary School	METRO EAST	DE LA HAYE	CITY OF CAPE TOWN	101309243
552	INTLANGANISO SEC	Secondary School	METRO EAST	MXOLISI PHETANI	CITY OF CAPE TOWN	106041318
553	JOE SLOVO SEC.	Secondary School	METRO EAST	KHAYA	CITY OF CAPE TOWN	106041220
554	LABIANCE PRIM.	Primary School	METRO EAST	LABIANCE	CITY OF CAPE TOWN	101309285
555	LULEKA PRIM.	Primary School	METRO EAST	HARARE	CITY OF CAPE TOWN	106041329
556	MIKRO LS	Primary School	METRO EAST	KLIPDAM	CITY OF CAPE TOWN	107309296
557	MONUMENT PARK HS.	Secondary School	METRO EAST	WINDSOR PARK ESTATE	CITY OF CAPE TOWN	101310264
558	NTWASAHLOBO PRIM.	Primary School	METRO EAST	VICTORIA MXENGE	CITY OF CAPE TOWN	106041219
559	PETUNIA PRIM.	Primary School	METRO EAST	SCOTTSVILLE	CITY OF CAPE TOWN	107321702
560	RAINBOW PRIM.	Primary School	METRO EAST	WESBANK	CITY OF CAPE TOWN	107328642
561	SAKUMLANDELA PRIM.	Primary School	METRO EAST	VICTORIA MXENGE	CITY OF CAPE TOWN	106041209
562	SCOTTSVILLE PRIM.	Primary School	METRO EAST	SCOTTSVILLE	CITY OF CAPE TOWN	107320846
563	SCOTTSVILLE SEK.	Secondary School	METRO EAST	SCOTTSVILLE	CITY OF CAPE TOWN	101323632
564	SOBAMBISANA PRIM.	Primary School	METRO EAST	VICTORIA MXENGE	CITY OF CAPE TOWN	106041210
565	UMMANGALISO PRIM.	Primary School	METRO EAST	VICTORIA MXENGE	CITY OF CAPE TOWN	106041212
566	USASAZO SEC.	Secondary School	METRO EAST	VICTORIA MXENGE	CITY OF CAPE TOWN	103323926
567	BLOEKOMBOS PRIM	Primary School	METRO EAST	BLOEKOMBOS	CITY OF CAPE TOWN	107328324
568	CAVALLERIA PRIM	Primary School	METRO EAST	SCOTTSDENE	CITY OF CAPE TOWN	101320986
569	DENNEMERE PRIM.	Primary School	METRO EAST	DENNEMERE	CITY OF CAPE TOWN	107322229
570	EKUTHULENI PRIM.	Primary School	METRO EAST	BLOEKOMBOS	CITY OF CAPE TOWN	107322423
571	FANIE THERON PRIM.	Primary School	METRO EAST	PEERLESS PARK NORTH	CITY OF CAPE TOWN	101309245
572	HELDERKRUIN PRIM.	Primary School	METRO EAST	KLEINVLEI TOWN	CITY OF CAPE TOWN	107321877
573	HOMBA PRIM.	Primary School	METRO EAST	KHAYA	CITY OF CAPE TOWN	106041202
574	HOTTENTOTS-HOLLAND HS.	Secondary School	METRO EAST	STRAND	CITY OF CAPE TOWN	110310242
575	IKHUSI PRIM.	Primary School	METRO EAST	VICTORIA MXENGE	CITY OF CAPE TOWN	106041221
576	IKHWEZI leSIZWE PRIM.	Primary School	METRO EAST	KHAYA	CITY OF CAPE TOWN	106041215
577	INJONGO PRIM.	Primary School	METRO EAST	KHAYA	CITY OF CAPE TOWN	106041203
578	ISIKHOKELO PRIM.	Primary School	METRO EAST	MXOLISI PHETANI	CITY OF CAPE TOWN	106322350
579	KUILS RIVER TECHNICAL SEC	Secondary School	METRO EAST	HIGHBURY	CITY OF CAPE TOWN	107323977
580	MATTHEW GONIWE MEMORIAL HS.	Secondary School	METRO EAST	NONQUBELA	CITY OF CAPE TOWN	106041102
581	PARKDENE PRIM. (Bellville)	Primary School	METRO EAST	SCOTTSDENE	CITY OF CAPE TOWN	101320900
582	SCOTTSDENE SEK.	Secondary School	METRO EAST	SCOTTSDENE	CITY OF CAPE TOWN	101323039
583	SOMERSET-WES LS.	Primary School	METRO EAST	SOMERSET WEST	CITY OF CAPE TOWN	110309342
584	UXOLO HS.	Secondary School	METRO EAST	MANDELA PARK	CITY OF CAPE TOWN	106041339
585	ZOLA SENIOR SEC	Secondary School	METRO EAST	THEMBOKWEZI	CITY OF CAPE TOWN	102483605
586	ACADEMIA PRIM.	Primary School	METRO EAST	DRIFTSANDS	CITY OF CAPE TOWN	109321567
587	BELLPARK PRIM.	Primary School	METRO EAST	OAKDALE	CITY OF CAPE TOWN	101309206

**TEMPLATE 2.1: SCHEDULE OF ACCOMMODATION CURRENTLY OCCUPIED BY WCED - STATE OWNED ORDINARY SCHOOL ACCOMMODATION**

**USER DEPARTMENT: EDUCATION**

[List sorted alphabetically per Education District", then "Name of School"]

No.	PROPERTY DESCRIPTION / NAME OF SCHOOL	TYPE OF SCHOOL	EDUCATION DISTRICT	SUBURB	TOWN	CEMIS Nr
588	BELLVILLE HS.	Secondary School	METRO EAST	CHRISMAR	CITY OF CAPE TOWN	101310200
589	CENTRE OF SCIENCE AND TECHNOLOGY	Secondary School	METRO EAST	ILITHA PARK	CITY OF CAPE TOWN	106008233
590	FOREST HEIGHTS HS.	Secondary School	METRO EAST	FOREST HEIGHTS	CITY OF CAPE TOWN	107323853
591	HOPOLANG PRIM.	Intermediate School	METRO EAST	EYETHU	CITY OF CAPE TOWN	106041317
592	INTSHAYELELO PRIM.	Primary School	METRO EAST	ILITHA PARK	CITY OF CAPE TOWN	106041335
593	LUHLAZA SEC	Secondary School	METRO EAST	KHAYA	CITY OF CAPE TOWN	106041101
594	LWANDLE PRIM.	Primary School	METRO EAST	EYETHU	CITY OF CAPE TOWN	106041206
595	MASIBAMBANE SEC	Secondary School	METRO EAST	BLOEKOMBOS	CITY OF CAPE TOWN	107393436
596	MELTON PRIM.	Primary School	METRO EAST	KLEINVLEI TOWN	CITY OF CAPE TOWN	107320978
597	PALM PARK PRIM	Primary School	METRO EAST	ROSEDALE	CITY OF CAPE TOWN	107322393
598	SIMONSBERG PRIM.	Primary School	METRO EAST	BELMONT PARK	CITY OF CAPE TOWN	101309341
599	SOSEBENZA PRIM.	Primary School	METRO EAST	NONQUBELA	CITY OF CAPE TOWN	106041222
600	SPURWING PRIM.	Primary School	METRO EAST	ELECTRIC CITY	CITY OF CAPE TOWN	107322288
601	STRATFORD PRIM.	Primary School	METRO EAST	EERSTERIVIER	CITY OF CAPE TOWN	107322210
602	TUSCANY GLEN PRIM.	Primary School	METRO EAST	TUSCANY GLEN	CITY OF CAPE TOWN	107322105
603	TUSCANY GLEN SEC.	Secondary School	METRO EAST	TUSCANY GLEN	CITY OF CAPE TOWN	107323187
604	VUSELELA PRIM.	Primary School	METRO EAST	MXOLISI PHETANI	CITY OF CAPE TOWN	106041214
605	BELLVILLE PRIM.	Primary School	METRO EAST	OAKDALE	CITY OF CAPE TOWN	101309207
606	BELLVILLE-NOORD PRIM.	Primary School	METRO EAST	OAKDALE	CITY OF CAPE TOWN	101309208
607	BEVERLEY PARK PRIM.	Primary School	METRO EAST	EERSTERIVIER SOUTH	CITY OF CAPE TOWN	107322237
608	BLACKHEATH PRIM.	Primary School	METRO EAST	AUSTINVILLE	CITY OF CAPE TOWN	107321796
609	BLACKHEATH SEK.	Secondary School	METRO EAST	DENNEMERE	CITY OF CAPE TOWN	107323888
610	EBEN DONGES HS.	Secondary School	METRO EAST	BELMONT PARK	CITY OF CAPE TOWN	101310229
611	EERSTERIVIER SEK.	Secondary School	METRO EAST	EERSTERIVIER SOUTH	CITY OF CAPE TOWN	107323861
612	ELUXOLWENI PRIM.	Primary School	METRO EAST	EYETHU	CITY OF CAPE TOWN	106041217
613	FOREST HEIGHTS PRIM.	Primary School	METRO EAST	FOREST HEIGHTS	CITY OF CAPE TOWN	107322083
614	FOREST VILLAGE LEADERSHIP ACADEMY	Primary School	METRO EAST	FOREST VILLAGE	CITY OF CAPE TOWN	100000432
615	IQHAYIYA SEC	Secondary School	METRO EAST	EYETHU	CITY OF CAPE TOWN	106324086
616	IRISTA PRIM.	Primary School	METRO EAST	SAREPTA	CITY OF CAPE TOWN	107321753
617	ISIPHIWO PRIM.	Primary School	METRO EAST	HARARE	CITY OF CAPE TOWN	106322369
618	KUKHANYILE PUBL. PRIM.	Primary School	METRO EAST	NONQUBELA	CITY OF CAPE TOWN	106041205
619	KWAMFUNDO SEC.	Secondary School	METRO EAST	HARARE	CITY OF CAPE TOWN	106323128
620	MANYANO HS	Secondary School	METRO EAST	ILITHA PARK	CITY OF CAPE TOWN	106373435
621	SOYISILE PRIM.	Primary School	METRO EAST	NONQUBELA	CITY OF CAPE TOWN	106041211
622	WALLACEDENE PRIM	Primary School	METRO EAST	WALLACEDENE	CITY OF CAPE TOWN	107008015
623	WATSONIA PRIM.	Primary School	METRO EAST	SCOTTSDENE	CITY OF CAPE TOWN	101321788
624	YOMELELA PRIM.	Primary School	METRO EAST	NONQUBELA	CITY OF CAPE TOWN	106041216
625	BOTTELARY PRIM.	Primary School	METRO EAST	BOTFONTEIN SMALLHOL	CITY OF CAPE TOWN	107326070
626	BULUMKO SEC	Secondary School	METRO EAST	EYETHU	CITY OF CAPE TOWN	106041121

**TEMPLATE 2.1: SCHEDULE OF ACCOMMODATION CURRENTLY OCCUPIED BY WCED - STATE OWNED ORDINARY SCHOOL ACCOMMODATION**  
**USER DEPARTMENT: EDUCATION**  
[List sorted alphabetically per Education District", then "Name of School"]

No.	PROPERTY DESCRIPTION / NAME OF SCHOOL	TYPE OF SCHOOL	EDUCATION DISTRICT	SUBURB	TOWN	CEMIS Nr
627	CHUMA PUBL. PRIM.	Primary School	METRO EAST	MANDELA PARK	CITY OF CAPE TOWN	106041319
628	DE KUILEN HS.	Secondary School	METRO EAST	ELIM	CITY OF CAPE TOWN	107310218
629	DE KUILEN PRIM.	Primary School	METRO EAST	ELIM	CITY OF CAPE TOWN	107309229
630	HIGHBURY PRIMARY SCHOOL	Primary School	METRO EAST	BELLVILLE TEACHERS C	CITY OF CAPE TOWN	100000431
631	KALKFONTEIN PRIM	Primary School	METRO EAST	KALKFONTEIN II	CITY OF CAPE TOWN	107008021
632	KUILS RIVER PRIM.	Primary School	METRO EAST	SAREPTA	CITY OF CAPE TOWN	107320323
633	LAWRENSIA PRIM.	Intermediate School	METRO EAST	OUTSIDE A TOWN	OUTSIDE A TOWN	101320234
634	ROUXVILLE PRIM	Primary School	METRO EAST	BELLVILLE TEACHERS C	CITY OF CAPE TOWN	100000127
635	SAREPTA PRIM.	Primary School	METRO EAST	SAREPTA	CITY OF CAPE TOWN	107320331
636	SAREPTA SEK.	Secondary School	METRO EAST	SAREPTA	CITY OF CAPE TOWN	107323748
637	SILVERSANDS PRIM	Primary School	METRO EAST	SILVERSANDS	CITY OF CAPE TOWN	107322318
638	SILVERSANDS SEC.	Secondary School	METRO EAST	HIGHBURY	CITY OF CAPE TOWN	105008252
639	SIVUYISENI PUBL. PRIM.	Primary School	METRO EAST	MANDELA PARK	CITY OF CAPE TOWN	106041333
640	SIZIMISELE SEC.	Secondary School	METRO EAST	MANDELA PARK	CITY OF CAPE TOWN	106323144
641	SONEIKE HIGH SCHOOL	Secondary School	METRO EAST	HIGHBURY	CITY OF CAPE TOWN	100000272
642	UMTHAWELANGA PRIM.	Primary School	METRO EAST	EKUPHUMULENI	CITY OF CAPE TOWN	106041328
643	A.C.J. PHAKADE PRIM	Primary School	METRO EAST	NOMZAMO	CITY OF CAPE TOWN	111007178
644	BELLVILLE HTS.	Secondary School	METRO EAST	LABIANCE	CITY OF CAPE TOWN	101303200
645	DE HOOP LS.	Primary School	METRO EAST	BRIZA	CITY OF CAPE TOWN	110309228
646	DR. G.J. JOUBERT PRIM.	Primary School	METRO EAST	STRAND	CITY OF CAPE TOWN	111320633
647	HOOFWEG PRIM	Primary School	METRO EAST	WESBANK	CITY OF CAPE TOWN	107328650
648	IMPENDULO PUBL. PRIM.	Primary School	METRO EAST	UMRHABULO TRIANGLE	CITY OF CAPE TOWN	106041223
649	KHANYOLWETHU SEC	Secondary School	METRO EAST	LWANDLE	CITY OF CAPE TOWN	111323942
650	KHAYELITSHA NO 1 SENIOR SEC	Secondary School	METRO EAST	UMRHABULO TRIANGLE	CITY OF CAPE TOWN	110007280
651	NOMSA MAPONGWANA PRIM.	Primary School	METRO EAST	MANDELA PARK	CITY OF CAPE TOWN	106041229
652	NOXOLO XAUKA PRIM	Primary School	METRO EAST	UMRHABULO TRIANGLE	CITY OF CAPE TOWN	106008326
653	PAREL VALLEI HS.	Secondary School	METRO EAST	PAREL VALLEI	CITY OF CAPE TOWN	110310273
654	RUSTHOF PRIM.	Primary School	METRO EAST	STRAND	CITY OF CAPE TOWN	111320439
655	RUSTHOF SEK.	Secondary School	METRO EAST	STRAND	CITY OF CAPE TOWN	111323896
656	SILUKHANYO PRIM	Primary School	METRO EAST	ASANDA	CITY OF CAPE TOWN	111400750
657	SIR LOWRY'S PASS PRIM.	Primary School	METRO EAST	SIR LOWRYS PASS	CITY OF CAPE TOWN	110322075
658	STRAND SEK.	Secondary School	METRO EAST	STRAND	CITY OF CAPE TOWN	111323721
659	TEMPERANCE TOWN PRIM.	Primary School	METRO EAST	TEMPERANCE TOWN	CITY OF CAPE TOWN	111320307
660	THEMBELIHLE HS.	Secondary School	METRO EAST	MANDELA PARK	CITY OF CAPE TOWN	103313947
661	BEAUMONT PRIM.	Primary School	METRO EAST	LAND EN ZEEZICHT	CITY OF CAPE TOWN	110309205
662	BLOEKOMBOS SEC	Secondary School	METRO EAST	KRAAIFONTEIN EAST	CITY OF CAPE TOWN	107007987
663	CHRIS HANI SEC	Secondary School	METRO EAST	UMRHABULO TRIANGLE	CITY OF CAPE TOWN	106041332
664	CHRISTMAS TINTO PRIM	Primary School	METRO EAST	ASANDA	CITY OF CAPE TOWN	100000217
665	DANIE ACKERMANN PRIM.	Primary School	METRO EAST	MALL TRIANGLE	CITY OF CAPE TOWN	110320315

**TEMPLATE 2.1: SCHEDULE OF ACCOMMODATION CURRENTLY OCCUPIED BY WCED - STATE OWNED ORDINARY SCHOOL ACCOMMODATION**  
**USER DEPARTMENT: EDUCATION**  
[List sorted alphabetically per Education District", then "Name of School"]

No.	PROPERTY DESCRIPTION / NAME OF SCHOOL	TYPE OF SCHOOL	EDUCATION DISTRICT	SUBURB	TOWN	CEMIS Nr
666	GORDON SEK.	Secondary School	METRO EAST	MALL TRIANGLE	CITY OF CAPE TOWN	110323438
667	GORDONSBAAI LS.	Primary School	METRO EAST	MOUNTAINSIDE	CITY OF CAPE TOWN	111309256
668	HAPPY VALLEY PRIMARY SCHOOL	Primary School	METRO EAST	SILVERSANDS	CITY OF CAPE TOWN	100000433
669	HENDRIK LOUW LS.	Primary School	METRO EAST	STRAND	CITY OF CAPE TOWN	111309261
670	LOCHNERHOF LS.	Primary School	METRO EAST	STRAND	CITY OF CAPE TOWN	111309292
671	NKAZIMLO PRIM.	Primary School	METRO EAST	UMRHABULO TRIANGLE	CITY OF CAPE TOWN	106041320
672	NOMZAMO HS	Secondary School	METRO EAST	NOMZAMO	CITY OF CAPE TOWN	100000328
673	NOMZAMO PRIM.	Primary School	METRO EAST	NOMZAMO	CITY OF CAPE TOWN	100000327
674	SIMANYENE SEC.	Secondary School	METRO EAST	ASANDA	CITY OF CAPE TOWN	111322504
675	SOLOMON QATYANA PRIM.	Primary School	METRO EAST	ASANDA	CITY OF CAPE TOWN	111008382
676	STRAND HS	Secondary School	METRO EAST	STRAND	CITY OF CAPE TOWN	111310327
677	UMNQOPHISO PRIM.	Primary School	METRO EAST	LWANDLE	CITY OF CAPE TOWN	111041228
678	WEST BANK HS	Secondary School	METRO EAST	WESBANK	CITY OF CAPE TOWN	107324078
679	WESTERN CAPE SPORT SCHOOL	Secondary School	METRO EAST	BELLVILLE TEACHERS C	CITY OF CAPE TOWN	107008229
680	BARDALE PRIM.	Primary School	METRO NORTH	FAIRDALE	CITY OF CAPE TOWN	107008345
681	BOSMANS DAM PRIM.	Primary School	METRO NORTH	BOTHASIG	CITY OF CAPE TOWN	102309211
682	CLARKE PRIM.	Primary School	METRO NORTH	ADRIAANSE	CITY OF CAPE TOWN	102480215
683	EDWARD PRIM.	Primary School	METRO NORTH	CLARKES ESTATE	CITY OF CAPE TOWN	102480304
684	ITSITSA PRIM.	Primary School	METRO NORTH	MFULENI	CITY OF CAPE TOWN	107008220
685	KASSELSVLEI KOMPREHENSIEWE HS	Secondary School	METRO NORTH	SAXON INDUSTRIAL	CITY OF CAPE TOWN	101323586
686	LEONSDALE PRIM.	Primary School	METRO NORTH	LEONSDALE	CITY OF CAPE TOWN	102480525
687	MFULENI PRIM.	Primary School	METRO NORTH	MFULENI	CITY OF CAPE TOWN	107042109
688	PANORAMA LS.	Primary School	METRO NORTH	WELGELEGEN	CITY OF CAPE TOWN	101309312
689	PAROW HS.	Secondary School	METRO NORTH	OOSTERZEE-BELLVILLE	CITY OF CAPE TOWN	101310274
690	PAROW INKLUSIEWE SKOOL	Primary School	METRO NORTH	GLENLILY	CITY OF CAPE TOWN	101308206
691	PAROW-NOORD PRIM.	Primary School	METRO NORTH	PAROW NORTH	CITY OF CAPE TOWN	101309313
692	PAROW-WES PRIM.	Primary School	METRO NORTH	CHURCHILL ESTATE	CITY OF CAPE TOWN	101309314
693	SYMPHONY SEK.	Secondary School	METRO NORTH	BELHAR EXT 6	CITY OF CAPE TOWN	101323659
694	THE SETTLERS HS.	Secondary School	METRO NORTH	OOSTERZEE-BELLVILLE	CITY OF CAPE TOWN	101310308
695	TYGERBERG HS.	Secondary School	METRO NORTH	DE TIJGER	CITY OF CAPE TOWN	101310310
696	VOORBRUG SEK.	Secondary School	METRO NORTH	VOORBRUG	CITY OF CAPE TOWN	107323845
697	WOLRAAD WOLTEMADE PRIM.	Primary School	METRO NORTH	BOTHASIG	CITY OF CAPE TOWN	102309377
698	C.L. WILMOT PRIM.	Primary School	METRO NORTH	UITSIG	CITY OF CAPE TOWN	102480223
699	CRAVENBY SEC	Combined School	METRO NORTH	CRAVENBY	CITY OF CAPE TOWN	102062450
700	EURECON PRIM.	Primary School	METRO NORTH	CONNAUGHT	CITY OF CAPE TOWN	102320560
701	EUREKA PRIM.	Primary School	METRO NORTH	EUREKA ESTATE	CITY OF CAPE TOWN	102480363
702	FLORIDA SEK.	Secondary School	METRO NORTH	RAVENSMEAD	CITY OF CAPE TOWN	101323373
703	NEBO PRIM.	Primary School	METRO NORTH	RAVENSMEAD	CITY OF CAPE TOWN	101320382
704	NORTHWAY PRIM.	Primary School	METRO NORTH	RAVENSMEAD	CITY OF CAPE TOWN	101320099

**TEMPLATE 2.1: SCHEDULE OF ACCOMMODATION CURRENTLY OCCUPIED BY WCED - STATE OWNED ORDINARY SCHOOL ACCOMMODATION**  
**USER DEPARTMENT: EDUCATION**  
[List sorted alphabetically per Education District", then "Name of School"]

No.	PROPERTY DESCRIPTION / NAME OF SCHOOL	TYPE OF SCHOOL	EDUCATION DISTRICT	SUBURB	TOWN	CEMIS Nr
705	PAROWVALLEI PRIMÈRE SKOOL	Primary School	METRO NORTH	PAROW VALLEY	CITY OF CAPE TOWN	101308207
706	PINEDENE PRIM.	Primary School	METRO NORTH	RAVENSMEAD	CITY OF CAPE TOWN	101320579
707	RAVENSMEAD SEK.	Secondary School	METRO NORTH	RAVENSMEAD	CITY OF CAPE TOWN	101323624
708	SAFFIER PRIM.	Primary School	METRO NORTH	KLIPKOP	CITY OF CAPE TOWN	101309336
709	ST. ANDREW'S SEK.	Secondary School	METRO NORTH	CONNAUGHT	CITY OF CAPE TOWN	102483591
710	TYGERSIG PRIM.	Primary School	METRO NORTH	UITSIG	CITY OF CAPE TOWN	102480835
711	UITSIG PRIM.	Primary School	METRO NORTH	UITSIG	CITY OF CAPE TOWN	102480843
712	UITZIG SEK.	Secondary School	METRO NORTH	UITSIG	CITY OF CAPE TOWN	102483567
713	VORENTOE PRIM.	Primary School	METRO NORTH	RAVENSMEAD	CITY OF CAPE TOWN	101320714
714	BALVENIE PRIM.	Primary School	METRO NORTH	BALVENIE	CITY OF CAPE TOWN	102480061
715	DE WAVEREN PRIM.	Primary School	METRO NORTH	RUYTERWACHT	CITY OF CAPE TOWN	101309602
716	ELDENE PRIM.	Primary School	METRO NORTH	AVON	CITY OF CAPE TOWN	102480347
717	ELNOR PRIM.	Primary School	METRO NORTH	ELNOR	CITY OF CAPE TOWN	102480312
718	ELSBURY PRIM.	Primary School	METRO NORTH	MATROOSFONTEIN	CITY OF CAPE TOWN	102480339
719	ELSIESRIVIER SEK.	Secondary School	METRO NORTH	ELSIES RIVER	CITY OF CAPE TOWN	102483419
720	ELSWOOD PRIM.	Primary School	METRO NORTH	LEONSDALE	CITY OF CAPE TOWN	102480355
721	ELSWOOD SEK.	Secondary School	METRO NORTH	LEONSDALE	CITY OF CAPE TOWN	102483427
722	GOODWOOD KOLLEGE	Secondary School	METRO NORTH	RUYTERWACHT	CITY OF CAPE TOWN	102310219
723	J.S. KLOPPER PRIM.	Primary School	METRO NORTH	BALVENIE	CITY OF CAPE TOWN	102480452
724	MATROOSFONTEIN PRIM.	Primary School	METRO NORTH	MATROOSFONTEIN	CITY OF CAPE TOWN	102480541
725	NORWOOD SENTRAAL PRIM.	Primary School	METRO NORTH	ELSIES RIVER	CITY OF CAPE TOWN	102480614
726	PRESIDENT HS.	Secondary School	METRO NORTH	RICHMOND ESTATE	CITY OF CAPE TOWN	102310280
727	RANGE PRIM.	Primary School	METRO NORTH	THE RANGE	CITY OF CAPE TOWN	102480665
728	RANGE SEK.	Secondary School	METRO NORTH	THE RANGE	CITY OF CAPE TOWN	102483532
729	RUYTERWACHT VOORB.	Primary School	METRO NORTH	RUYTERWACHT	CITY OF CAPE TOWN	101308210
730	VALHALLA PRIM.	Primary School	METRO NORTH	RIVERTON ELSIES RIVER	CITY OF CAPE TOWN	102480851
731	VALHALLA SEK.	Secondary School	METRO NORTH	ELSIES RIVER	CITY OF CAPE TOWN	102483575
732	WEBNERSTRAAT PRIM.	Primary School	METRO NORTH	FLORIDA	CITY OF CAPE TOWN	101320528
733	ABEDARE PRIM	Primary School	METRO NORTH	DELFT 6	CITY OF CAPE TOWN	107008336
734	BELHAR PRIM.	Primary School	METRO NORTH	BELHAR EXT 2	CITY OF CAPE TOWN	101321397
735	BELHAR SEK.	Secondary School	METRO NORTH	BELHAR EXT 1	CITY OF CAPE TOWN	101323500
736	BELVUE PRIM.	Primary School	METRO NORTH	BELHAR EXT 4	CITY OF CAPE TOWN	101321605
737	DELFT-SOUTH PRIM	Primary School	METRO NORTH	DELFT SOUTH	CITY OF CAPE TOWN	107007179
738	ERICA PRIM.	Primary School	METRO NORTH	BELHAR EXT 17 ERICA	CITY OF CAPE TOWN	101321389
739	EXCELSIOR SEK.	Secondary School	METRO NORTH	BELHAR EXT 4	CITY OF CAPE TOWN	101323616
740	GARDENIA PRIM.	Primary School	METRO NORTH	BELHAR EXT 3	CITY OF CAPE TOWN	101321508
741	GATEWAY PRIM	Primary School	METRO NORTH	DELFT 1 & 2	CITY OF CAPE TOWN	100000126
742	HINDLE HS	Secondary School	METRO NORTH	DELFT 7	CITY OF CAPE TOWN	107008334
743	HINDLE ROAD WEST PRIM	Primary School	METRO NORTH	DELFT 7	CITY OF CAPE TOWN	107008335



**TEMPLATE 2.1: SCHEDULE OF ACCOMMODATION CURRENTLY OCCUPIED BY WCED - STATE OWNED ORDINARY SCHOOL ACCOMMODATION**  
**USER DEPARTMENT: EDUCATION**  
[List sorted alphabetically per Education District", then "Name of School"]

No.	PROPERTY DESCRIPTION / NAME OF SCHOOL	TYPE OF SCHOOL	EDUCATION DISTRICT	SUBURB	TOWN	CEMIS Nr
744	KAIROS PRIM.	Primary School	METRO NORTH	LEIDEN	CITY OF CAPE TOWN	107322466
745	LEIDEN AVENUE PRIM.	Primary School	METRO NORTH	LEIDEN	CITY OF CAPE TOWN	107008019
746	SIMUNYE SEK.	Secondary School	METRO NORTH	DELFT SOUTH	CITY OF CAPE TOWN	107007096
747	SUNRAY PRIM	Primary School	METRO NORTH	DELFT SOUTH	CITY OF CAPE TOWN	107007099
748	SYMPHONY PRIM.	Primary School	METRO NORTH	BELHAR EXT 7	CITY OF CAPE TOWN	101321729
749	THE HAGUE PRIM.	Primary School	METRO NORTH	THE HAGUE	CITY OF CAPE TOWN	107322334
750	ACCORDIONSTRAAT PRIM.	Primary School	METRO NORTH	BELHAR EXT 6	CITY OF CAPE TOWN	101321761
751	DE TYGER LAERSKOOL	Primary School	METRO NORTH	FAIRFIELD ESTATE	CITY OF CAPE TOWN	101309230
752	DELFT PRIM.	Primary School	METRO NORTH	VOORBRUG	CITY OF CAPE TOWN	107322202
753	DELFT TECHNICAL HS	Secondary School	METRO NORTH	DELFT 5	CITY OF CAPE TOWN	100000109
754	DR. VAN DER ROSS PRIM.	Primary School	METRO NORTH	BELHAR EXT 12	CITY OF CAPE TOWN	101322024
755	EINDHOVEN PRIM.	Primary School	METRO NORTH	EINDHOVEN	CITY OF CAPE TOWN	107322296
756	LEIDEN PRIM.	Primary School	METRO NORTH	LEIDEN	CITY OF CAPE TOWN	107008018
757	LEIDEN SEC.	Secondary School	METRO NORTH	LEIDEN	CITY OF CAPE TOWN	107007994
758	MASIBAMBISANE SEC.	Secondary School	METRO NORTH	DELFT SOUTH	CITY OF CAPE TOWN	103313920
759	MASONWABE PRIM	Primary School	METRO NORTH	DELFT SOUTH	CITY OF CAPE TOWN	107322415
760	MATROOSBERGWEG PRIM.	Primary School	METRO NORTH	BELHAR EXT 13	CITY OF CAPE TOWN	101321885
761	PAROW-OOS LS.	Primary School	METRO NORTH	FAIRFIELD ESTATE	CITY OF CAPE TOWN	101309315
762	PERSEVERANCE SEK	Secondary School	METRO NORTH	BELHAR EXT 16	CITY OF CAPE TOWN	101323772
763	RIEBEECKSTRAAT PRIM.	Primary School	METRO NORTH	BELHAR EXT 15	CITY OF CAPE TOWN	101322067
764	ROSENDAAL SEK.	Secondary School	METRO NORTH	ROOSENDAL	CITY OF CAPE TOWN	107323101
765	ROSENDAL LAER.	Primary School	METRO NORTH	ROOSENDAL	CITY OF CAPE TOWN	107322261
766	VERGENOEGD PRIM.	Primary School	METRO NORTH	VOORBRUG	CITY OF CAPE TOWN	107322245
767	WELWITSCIHA PRIM	Primary School	METRO NORTH	DELFT SOUTH	CITY OF CAPE TOWN	107331023
768	BARDALE SEC	Secondary School	METRO NORTH	FAIRDALE	CITY OF CAPE TOWN	107008380
769	BELLVILLE-SUID PRIM.	Primary School	METRO NORTH	BELLVILLE SOUTH	CITY OF CAPE TOWN	101320188
770	BELLVILLE-SUID SEK.	Secondary School	METRO NORTH	BELLVILLE SOUTH	CITY OF CAPE TOWN	101323349
771	BOSTON PRIM.	Primary School	METRO NORTH	BOSTON	CITY OF CAPE TOWN	101309212
772	D.F. MALAN HS.	Secondary School	METRO NORTH	BOSTON	CITY OF CAPE TOWN	101310217
773	GOEIE HOOP PRIM.	Primary School	METRO NORTH	BELLVILLE SOUTH	CITY OF CAPE TOWN	101320218
774	KASSELSVLEI PRIM.	Primary School	METRO NORTH	SAXON INDUSTRIAL	CITY OF CAPE TOWN	101320544
775	MANZOMTHOMBO SEC.	Secondary School	METRO NORTH	MFULENI	CITY OF CAPE TOWN	199042109
776	MFULENI SEC	Secondary School	METRO NORTH	MFULENI	CITY OF CAPE TOWN	107008031
777	MZAMOMTSHA PRIM.	Primary School	METRO NORTH	DRIFTSANDS	CITY OF CAPE TOWN	106461792
778	NAL'IKAMVA PRIM	Primary School	METRO NORTH	MFULENI	CITY OF CAPE TOWN	107328661
779	NYAMEKO PRIM	Primary School	METRO NORTH	MFULENI	CITY OF CAPE TOWN	107322482
780	PARLIAMENT STREET PRIMARY SCHOOL	Primary School	METRO NORTH	FAIRDALE	CITY OF CAPE TOWN	100000445
781	TOTIUS PRIM.	Primary School	METRO NORTH	BOSTON	CITY OF CAPE TOWN	101309360
782	VREDELUST PRIM.	Primary School	METRO NORTH	VREDELUST BELLVILLE	CITY OF CAPE TOWN	101309369

**TEMPLATE 2.1: SCHEDULE OF ACCOMMODATION CURRENTLY OCCUPIED BY WCED - STATE OWNED ORDINARY SCHOOL ACCOMMODATION**  
**USER DEPARTMENT: EDUCATION**  
[List sorted alphabetically per Education District", then "Name of School"]

No.	PROPERTY DESCRIPTION / NAME OF SCHOOL	TYPE OF SCHOOL	EDUCATION DISTRICT	SUBURB	TOWN	CEMIS Nr
783	WELGEMOED PRIM.	Primary School	METRO NORTH	WELGEMOED	CITY OF CAPE TOWN	101309374
784	WINSLEY PRIM.	Primary School	METRO NORTH	BELLVILLE SOUTH	CITY OF CAPE TOWN	101321265
785	ALPHA PRIM.	Intermediate School	METRO NORTH	MORNINGSTAR	CITY OF CAPE TOWN	101320749
786	BOSMANS DAM HS.	Secondary School	METRO NORTH	BOTHASIG	CITY OF CAPE TOWN	102310204
787	DURBANVILLE HS.	Secondary School	METRO NORTH	DURBANVILLE	CITY OF CAPE TOWN	101310227
788	DURBANVILLE PRIM.	Primary School	METRO NORTH	DURBANVILLE	CITY OF CAPE TOWN	101309237
789	DURBANVILLE VOORB.	Primary School	METRO NORTH	DURBANVILLE	CITY OF CAPE TOWN	101308202
790	EVERSDAL PRIM.	Primary School	METRO NORTH	EVERSDAL - BELLVILLE	CITY OF CAPE TOWN	101309242
791	FAIRMONT HS.	Secondary School	METRO NORTH	EVERSDAL HEIGHTS	CITY OF CAPE TOWN	101310232
792	FISANTEKRAAL HS	Secondary School	METRO NORTH	FISANTEKRAAL	CITY OF CAPE TOWN	100000122
793	GENE LOUW PRIM.	Primary School	METRO NORTH	EVERSDAL - DURBANVILLE	CITY OF CAPE TOWN	101309250
794	KENRIDGE PRIM.	Primary School	METRO NORTH	KENRIDGE - DURBANVILLE	CITY OF CAPE TOWN	101309272
795	MEULENHOF PRIM.	Primary School	METRO NORTH	CAPE FARMS - DISTRICT	CITY OF CAPE TOWN	132320773
796	PHILADELPHIA PRIM.	Primary School	METRO NORTH	PHILADELPHIA	CITY OF CAPE TOWN	132309317
797	STELLENBERG HS.	Secondary School	METRO NORTH	STELLENRYK	CITY OF CAPE TOWN	101310326
798	TREVOR MANUEL PRIM.	Primary School	METRO NORTH	FISANTEKRAAL	CITY OF CAPE TOWN	101327956
799	VISSERSHOK PRIM.	Primary School	METRO NORTH	CAPE FARMS - DISTRICT	CITY OF CAPE TOWN	101327972
800	BEAUVALLOON SEK.	Secondary School	METRO NORTH	VALHALLA PARK	CITY OF CAPE TOWN	102483354
801	BERGVILLE PRIM.	Primary School	METRO NORTH	BISHOP LAVIS	CITY OF CAPE TOWN	102480096
802	BISHOP LAVIS PRIM.	Primary School	METRO NORTH	BISHOP LAVIS	CITY OF CAPE TOWN	102480126
803	BISHOP LAVIS SEK.	Secondary School	METRO NORTH	BISHOP LAVIS	CITY OF CAPE TOWN	102483370
804	DE VRIJE ZEE PRIM.	Primary School	METRO NORTH	RICHMOND ESTATE	CITY OF CAPE TOWN	102309232
805	EDGE MEAD HS.	Secondary School	METRO NORTH	EDGE MEAD	CITY OF CAPE TOWN	102310230
806	EDGE MEAD PRIM.	Primary School	METRO NORTH	EDGE MEAD	CITY OF CAPE TOWN	102309238
807	FAIRBAIRN COLLEGE	Secondary School	METRO NORTH	RICHMOND ESTATE	CITY OF CAPE TOWN	102310231
808	GOODWOOD PARK PRIM.	Primary School	METRO NORTH	GOODWOOD EXT 1	CITY OF CAPE TOWN	102309255
809	GREENLANDS PRIM.	Primary School	METRO NORTH	BISHOP LAVIS	CITY OF CAPE TOWN	102480398
810	HELDERBERG PRIM.	Primary School	METRO NORTH	BISHOP LAVIS	CITY OF CAPE TOWN	102480436
811	HILLSDALE PRIM.	Primary School	METRO NORTH	BISHOP LAVIS	CITY OF CAPE TOWN	102480444
812	J.G. MEIRING HS.	Secondary School	METRO NORTH	GOODWOOD ESTATE	CITY OF CAPE TOWN	102310245
813	JOHN RAMSAY HS.	Secondary School	METRO NORTH	BISHOP LAVIS	CITY OF CAPE TOWN	102483478
814	KOOS SADIE PRIM.	Primary School	METRO NORTH	GOODWOOD ESTATE	CITY OF CAPE TOWN	102309279
815	LAVISRYLAAN PRIM.	Primary School	METRO NORTH	BISHOP LAVIS	CITY OF CAPE TOWN	102480517
816	MONTE VISTA PRIM.	Primary School	METRO NORTH	MONTE VISTA	CITY OF CAPE TOWN	102309299
817	NOOITGEDACHT PRIM.	Primary School	METRO NORTH	NOOITGEDACHT	CITY OF CAPE TOWN	102480592
818	PARKVALE PRIM.	Primary School	METRO NORTH	VALHALLA PARK	CITY OF CAPE TOWN	102480487
819	RIVERTON PRIM.	Intermediate School	METRO NORTH	BISHOP LAVIS	CITY OF CAPE TOWN	102480703
820	VALPARK PRIM.	Primary School	METRO NORTH	VALHALLA PARK	CITY OF CAPE TOWN	102480479
821	VRIJZEE VOORB.	Primary School	METRO NORTH	VASCO ESTATE	CITY OF CAPE TOWN	102308211



**TEMPLATE 2.1: SCHEDULE OF ACCOMMODATION CURRENTLY OCCUPIED BY WCED - STATE OWNED ORDINARY SCHOOL ACCOMMODATION**  
**USER DEPARTMENT: EDUCATION**  
[List sorted alphabetically per Education District", then "Name of School"]

No.	PROPERTY DESCRIPTION / NAME OF SCHOOL	TYPE OF SCHOOL	EDUCATION DISTRICT	SUBURB	TOWN	CEMIS Nr
822	BLOUBERG RIDGE PRIM.	Primary School	METRO NORTH	BLOUBERG RISE	CITY OF CAPE TOWN	103309210
823	BLOUBERGRANT SEC	Secondary School	METRO NORTH	BLOUBERG RISE	CITY OF CAPE TOWN	103008009
824	BUREN HS.	Secondary School	METRO NORTH	BROOKLYN	CITY OF CAPE TOWN	103310208
825	DU NOON PRIM	Primary School	METRO NORTH	DUNOON	CITY OF CAPE TOWN	103007995
826	INKWENKWEZI SEC	Secondary School	METRO NORTH	DUNOON	CITY OF CAPE TOWN	103373443
827	MARCONI BEAM PRIM	Primary School	METRO NORTH	PHOENIX	CITY OF CAPE TOWN	103322474
828	MILNERTON HS.	Secondary School	METRO NORTH	MILNERTON	CITY OF CAPE TOWN	103310260
829	MILNERTON PRIM.	Primary School	METRO NORTH	MILNERTON	CITY OF CAPE TOWN	103309297
830	SEAMOUNT PRIMARY	Primary School	METRO NORTH	MILNERTON	CITY OF CAPE TOWN	103309339
831	SILVERLEAF PRIMARY SCHOOL	Primary School	METRO NORTH	DUNOON	CITY OF CAPE TOWN	100000545
832	SINENJONGO HS	Secondary School	METRO NORTH	JOE SLOVO PARK	CITY OF CAPE TOWN	103353491
833	SOPHAKAMA PRIM.	Primary School	METRO NORTH	DUNOON	CITY OF CAPE TOWN	103007218
834	SUNNINGDALE PRIM	Primary School	METRO NORTH	SUNNINGDALE	CITY OF CAPE TOWN	100000235
835	TABLE VIEW HS.	Secondary School	METRO NORTH	FLAMINGO VLEI	CITY OF CAPE TOWN	103310307
836	TABLE VIEW PRIM.	Primary School	METRO NORTH	TABLE VIEW	CITY OF CAPE TOWN	103309356
837	TYGERHOF PRIM.	Primary School	METRO NORTH	TIJGERHOF	CITY OF CAPE TOWN	103309363
838	WEST RIDING PRIM	Primary School	METRO NORTH	WEST RIDING	CITY OF CAPE TOWN	103008011
839	WOODBIDGE PRIM.	Primary School	METRO NORTH	MILNERTON	CITY OF CAPE TOWN	103309384
840	YSTERPLAAT JUNIOR PRIM.	Primary School	METRO NORTH	BROOKLYN	CITY OF CAPE TOWN	103308214
841	YSTERPLAAT PRIM.	Primary School	METRO NORTH	BROOKLYN	CITY OF CAPE TOWN	103309383
842	ATLANTIS SEK.	Secondary School	METRO NORTH	AVONDALE	CITY OF CAPE TOWN	132473316
843	AVONDALE PRIM.	Primary School	METRO NORTH	AVONDALE	CITY OF CAPE TOWN	132470058
844	BERZELIA PRIM.	Primary School	METRO NORTH	PROTEA PARK	CITY OF CAPE TOWN	132470066
845	GROSVENOR PRIM.	Primary School	METRO NORTH	SAXONSEA	CITY OF CAPE TOWN	132470139
846	HERMESLAAN PRIM.	Primary School	METRO NORTH	SAXONSEA	CITY OF CAPE TOWN	132470147
847	KERRIA PRIM.	Primary School	METRO NORTH	PROTEA PARK	CITY OF CAPE TOWN	132470198
848	MAMRE PRIM.	Intermediate School	METRO NORTH	MAMRE	CITY OF CAPE TOWN	132470783
849	MELKBOS HIGH SCHOOL	Secondary School	METRO NORTH	MELKBOSCH STRAND	CITY OF CAPE TOWN	100000110
850	PARKVIEW PRIM.	Primary School	METRO NORTH	AVONDALE	CITY OF CAPE TOWN	132470414
851	PROTEA PARK PRIM.	Primary School	METRO NORTH	PROTEA PARK	CITY OF CAPE TOWN	132470457
852	PROTEUS SEK.	Secondary School	METRO NORTH	PROTEA PARK	CITY OF CAPE TOWN	132473332
853	REYGERSDAL PRIM.	Primary School	METRO NORTH	ROBINVALE	CITY OF CAPE TOWN	132470473
854	ROBINVALE HS	Secondary School	METRO NORTH	ROBINVALE	CITY OF CAPE TOWN	132473464
855	SAXONSEA PRIM.	Primary School	METRO NORTH	SAXONSEA	CITY OF CAPE TOWN	132470511
856	SAXONSEA SEK.	Secondary School	METRO NORTH	SAXONSEA	CITY OF CAPE TOWN	132473324
857	VAN RIEBEECKSTRAND LS.	Primary School	METRO NORTH	MELKBOSCH STRAND	CITY OF CAPE TOWN	132309366
858	WESFLEUR PRIM.	Primary School	METRO NORTH	AVONDALE	CITY OF CAPE TOWN	132470600
859	BUCK ROAD PRIM.	Primary School	METRO SOUTH	LOTUS RIVER	CITY OF CAPE TOWN	105490059
860	FAIRMOUNT SEC.	Secondary School	METRO SOUTH	PARKWOOD	CITY OF CAPE TOWN	105313769

**TEMPLATE 2.1: SCHEDULE OF ACCOMMODATION CURRENTLY OCCUPIED BY WCED - STATE OWNED ORDINARY SCHOOL ACCOMMODATION**  
**USER DEPARTMENT: EDUCATION**  
[List sorted alphabetically per Education District", then "Name of School"]

No.	PROPERTY DESCRIPTION / NAME OF SCHOOL	TYPE OF SCHOOL	EDUCATION DISTRICT	SUBURB	TOWN	CEMIS Nr
861	FAIRVIEW PRIM.	Primary School	METRO SOUTH	GRASSY PARK	CITY OF CAPE TOWN	105311243
862	HARVESTER PRIM.	Primary School	METRO SOUTH	WESTRIDGE	CITY OF CAPE TOWN	106490148
863	HYDE PARK PRIM.	Primary School	METRO SOUTH	OTTERY	CITY OF CAPE TOWN	105311111
864	INTSEBENZISWANO SEC	Secondary School	METRO SOUTH	PHILIPPI	CITY OF CAPE TOWN	106323969
865	KHANYA PRIM	Primary School	METRO SOUTH	PHILIPPI	CITY OF CAPE TOWN	106312061
866	MASIPHUMELELE HS	Secondary School	METRO SOUTH	SUNNYDALE	CITY OF CAPE TOWN	104373427
867	MASIVUKE PRIM.	Primary School	METRO SOUTH	PHILIPPI	CITY OF CAPE TOWN	106007100
868	MONTAGU'S GIFT PRIM.	Primary School	METRO SOUTH	LOTUS RIVER	CITY OF CAPE TOWN	105310883
869	PARKHURST PRIM.	Primary School	METRO SOUTH	WESTRIDGE	CITY OF CAPE TOWN	106490318
870	PARKWOOD PRIM.	Primary School	METRO SOUTH	LOTUS RIVER	CITY OF CAPE TOWN	105310522
871	SIYAZAKHA PRIM.	Primary School	METRO SOUTH	PHILIPPI	CITY OF CAPE TOWN	106041325
872	STEPHENWEG PRIM.	Primary School	METRO SOUTH	LOTUS RIVER	CITY OF CAPE TOWN	105490415
873	SUN VALLEY PRIM.	Primary School	METRO SOUTH	SUNVALLEY	CITY OF CAPE TOWN	104309347
874	UKHANYO PRIM.	Primary School	METRO SOUTH	SUNNYDALE	CITY OF CAPE TOWN	104041331
875	WESTRIDGE SEC.	Secondary School	METRO SOUTH	WESTRIDGE	CITY OF CAPE TOWN	106493449
876	WITTEBOME HS.	Secondary School	METRO SOUTH	WYNBERG	CITY OF CAPE TOWN	105313424
877	WYNBERG GIRLS' HS.	Secondary School	METRO SOUTH	WYNBERG	CITY OF CAPE TOWN	105310321
878	WYNBERG GIRLS' JUNIOR.	Primary School	METRO SOUTH	WYNBERG	CITY OF CAPE TOWN	105309382
879	A.Z. BERMAN PRIM.	Primary School	METRO SOUTH	BEACON VALLEY	CITY OF CAPE TOWN	106490571
880	ANDILE PRIM.	Intermediate School	METRO SOUTH	NYANGA	CITY OF CAPE TOWN	106042302
881	CARADALE PRIM.	Primary School	METRO SOUTH	ROCKLANDS	CITY OF CAPE TOWN	106490083
882	CONSTANTIA PRIM.	Primary School	METRO SOUTH	CONSTANTIA	CITY OF CAPE TOWN	105310123
883	HAZELDENE PRIM	Primary School	METRO SOUTH	PORTLAND	CITY OF CAPE TOWN	106490156
884	HLENGISA PRIM.	Intermediate School	METRO SOUTH	NYANGA	CITY OF CAPE TOWN	106042205
885	HUGUENOT PRIM.	Primary School	METRO SOUTH	TAFELSIG	CITY OF CAPE TOWN	106490180
886	LITTLEWOOD PRIM.	Primary School	METRO SOUTH	EASTRIDGE	CITY OF CAPE TOWN	106490393
887	MITCHELL HEIGHTS PRIM.	Primary School	METRO SOUTH	TAFELSIG	CITY OF CAPE TOWN	106008013
888	NOMLINGANISELO PRIM.	Intermediate School	METRO SOUTH	NYANGA	CITY OF CAPE TOWN	106042111
889	NORMAN HENSHILWOOD HS.	Secondary School	METRO SOUTH	PLUMSTEAD	CITY OF CAPE TOWN	105310269
890	OVAL NORTH SEC.	Secondary School	METRO SOUTH	BEACON VALLEY	CITY OF CAPE TOWN	106493503
891	SITHEMBELE MATISO SEC	Secondary School	METRO SOUTH	NYANGA	CITY OF CAPE TOWN	106042101
892	SONWABO PRIM.	Primary School	METRO SOUTH	GUGULETU	CITY OF CAPE TOWN	106042113
893	SOUTHFIELD PRIM.	Primary School	METRO SOUTH	SOUTHFIELD	CITY OF CAPE TOWN	105309343
894	SPINE ROAD HIGH SCHOOL.	Secondary School	METRO SOUTH	ROCKLANDS	CITY OF CAPE TOWN	106493422
895	TAFELSIG PRIM.	Primary School	METRO SOUTH	TAFELSIG	CITY OF CAPE TOWN	106490296
896	TAFELSIG SEK.	Secondary School	METRO SOUTH	TAFELSIG	CITY OF CAPE TOWN	106493414
897	TIMOUR HALL PRIM.	Primary School	METRO SOUTH	PLUMSTEAD	CITY OF CAPE TOWN	105309359
898	WYNBERG SEK.	Secondary School	METRO SOUTH	WYNBERG	CITY OF CAPE TOWN	105313696
899	A.Z. BERMAN HIGH SCHOOL	Secondary School	METRO SOUTH	TAFELSIG	CITY OF CAPE TOWN	100000268

**TEMPLATE 2.1: SCHEDULE OF ACCOMMODATION CURRENTLY OCCUPIED BY WCED - STATE OWNED ORDINARY SCHOOL ACCOMMODATION**  
**USER DEPARTMENT: EDUCATION**  
[List sorted alphabetically per Education District", then "Name of School"]

No.	PROPERTY DESCRIPTION / NAME OF SCHOOL	TYPE OF SCHOOL	EDUCATION DISTRICT	SUBURB	TOWN	CEMIS Nr
900	BAY PRIM.	Primary School	METRO SOUTH	FISH HOEK	CITY OF CAPE TOWN	104309271
901	BONGOLETHU PRIM.(NYANGA)	Primary School	METRO SOUTH	PHILIPPI	CITY OF CAPE TOWN	106005109
902	CASCADE PRIM.	Primary School	METRO SOUTH	TAFELSIG	CITY OF CAPE TOWN	106490075
903	EASTVILLE PRIM.	Primary School	METRO SOUTH	EASTRIDGE	CITY OF CAPE TOWN	106490032
904	ENTSHONA PRIM	Primary School	METRO SOUTH	PHILIPPI	CITY OF CAPE TOWN	106005107
905	FISH HOEK HS.	Secondary School	METRO SOUTH	FISH HOEK	CITY OF CAPE TOWN	104314201
906	FISH HOEK PRIM.	Primary School	METRO SOUTH	FISH HOEK	CITY OF CAPE TOWN	104309247
907	HEATHFIELD HS	Secondary School	METRO SOUTH	HEATHFIELD	CITY OF CAPE TOWN	105313467
908	HEATHFIELD PRIM.	Primary School	METRO SOUTH	ELFINDALE	CITY OF CAPE TOWN	105311049
909	JAMAICAWEG PRIM.	Primary School	METRO SOUTH	PORTLAND	CITY OF CAPE TOWN	106490202
910	MERRYDALE PRIM.	Intermediate School	METRO SOUTH	LENTEGEUR	CITY OF CAPE TOWN	106490245
911	MZAMOMHLE PRIM.	Primary School	METRO SOUTH	PHILIPPI	CITY OF CAPE TOWN	106041226
912	PAUL GREYLING PRIM.	Primary School	METRO SOUTH	FISH HOEK	CITY OF CAPE TOWN	104309316
913	PORTLAND PRIM.	Primary School	METRO SOUTH	PORTLAND	CITY OF CAPE TOWN	106490326
914	PORTLAND SEC.	Secondary School	METRO SOUTH	PORTLAND	CITY OF CAPE TOWN	106493376
915	SINETHEMBA SEC.	Secondary School	METRO SOUTH	PHILIPPI	CITY OF CAPE TOWN	106041230
916	WESPOORT PRIM.	Primary School	METRO SOUTH	PORTLAND	CITY OF CAPE TOWN	106490423
917	ZEEKOEVLIE PRIM.	Primary School	METRO SOUTH	LOTUS RIVER	CITY OF CAPE TOWN	105490482
918	ZEEKOEVLIE SEC.	Secondary School	METRO SOUTH	EAGLE PARK	CITY OF CAPE TOWN	105313890
919	ALOE JUN. HS	Intermediate School	METRO SOUTH	LENTEGEUR	CITY OF CAPE TOWN	106490024
920	ALOE SEC.	Secondary School	METRO SOUTH	LENTEGEUR	CITY OF CAPE TOWN	106493317
921	BERGVLIET HS.	Secondary School	METRO SOUTH	BERGVLIET	CITY OF CAPE TOWN	105310201
922	BERGVLIET PRIM.	Primary School	METRO SOUTH	BERGVLIET	CITY OF CAPE TOWN	105309209
923	DIE DUINE PRIM.	Primary School	METRO SOUTH	LOTUS RIVER	CITY OF CAPE TOWN	105490490
924	GRASSDALE HOeR	Secondary School	METRO SOUTH	GRASSY PARK	CITY OF CAPE TOWN	105313815
925	GRASSY PARK SEC.	Secondary School	METRO SOUTH	GRASSY PARK	CITY OF CAPE TOWN	105313408
926	KANNEMEYER PRIM.	Primary School	METRO SOUTH	GRASSY PARK	CITY OF CAPE TOWN	105310468
927	LIWA PRIM.	Primary School	METRO SOUTH	NYANGA	CITY OF CAPE TOWN	106042304
928	LOTUS RIVER PRIM.	Primary School	METRO SOUTH	LOTUS RIVER	CITY OF CAPE TOWN	105310166
929	MANDALAY PRIM.	Primary School	METRO SOUTH	IKWEZI PARK	CITY OF CAPE TOWN	106490601
930	NAL'UXULO PRIM.	Primary School	METRO SOUTH	PHILIPPI	CITY OF CAPE TOWN	106007058
931	NEW EISLEBEN SEC	Secondary School	METRO SOUTH	CROSSROADS	CITY OF CAPE TOWN	106493554
932	PERIVALE PRIM.	Primary School	METRO SOUTH	LOTUS RIVER	CITY OF CAPE TOWN	105310689
933	SID G. RULE PRIM.	Primary School	METRO SOUTH	GRASSY PARK	CITY OF CAPE TOWN	105310484
934	SPRINGDALE PRIM.	Primary School	METRO SOUTH	LENTEGEUR	CITY OF CAPE TOWN	106490385
935	SWEET VALLEY PRIM.	Primary School	METRO SOUTH	BERGVLIET	CITY OF CAPE TOWN	105309352
936	WELTEVREDEN VALLEY CORE PRIM.	Primary School	METRO SOUTH	PHILIPPI	CITY OF CAPE TOWN	106007097
937	WEST END PRIM.	Primary School	METRO SOUTH	LENTEGEUR	CITY OF CAPE TOWN	106490458
938	ZISUKHANYO SEC.	Secondary School	METRO SOUTH	PHILIPPI	CITY OF CAPE TOWN	106007102

**TEMPLATE 2.1: SCHEDULE OF ACCOMMODATION CURRENTLY OCCUPIED BY WCED - STATE OWNED ORDINARY SCHOOL ACCOMMODATION**  
**USER DEPARTMENT: EDUCATION**  
[List sorted alphabetically per Education District", then "Name of School"]

No.	PROPERTY DESCRIPTION / NAME OF SCHOOL	TYPE OF SCHOOL	EDUCATION DISTRICT	SUBURB	TOWN	CEMIS Nr
939	ALPINE PRIM.	Primary School	METRO SOUTH	BEACON VALLEY	CITY OF CAPE TOWN	106490547
940	BEACON HILL SEK.	Secondary School	METRO SOUTH	BEACON VALLEY	CITY OF CAPE TOWN	106493325
941	BEACON VIEW PRIM.	Primary School	METRO SOUTH	BEACON VALLEY	CITY OF CAPE TOWN	106490539
942	CEDAR SEC.	Secondary School	METRO SOUTH	ROCKLANDS	CITY OF CAPE TOWN	106493333
943	DR. NELSON R. MANDELA HS.	Secondary School	METRO SOUTH	CROSSROADS	CITY OF CAPE TOWN	106042317
944	HILLSIDE PRIM. (M/PLAIN)	Primary School	METRO SOUTH	ROCKLANDS	CITY OF CAPE TOWN	106490172
945	IMBASA PRIM.	Intermediate School	METRO SOUTH	CROSSROADS	CITY OF CAPE TOWN	106042222
946	IMPERIAL PRIM.	Primary School	METRO SOUTH	BEACON VALLEY	CITY OF CAPE TOWN	106490504
947	MKHANYISELI PRIM.	Primary School	METRO SOUTH	NYANGA	CITY OF CAPE TOWN	106042307
948	SAMORA MACHEL PRIM	Primary School	METRO SOUTH	PHILIPPI	CITY OF CAPE TOWN	106312703
949	SEARIDGE PARK PRIM.	Primary School	METRO SOUTH	TAFELSIG	CITY OF CAPE TOWN	106490598
950	SIMON'S TOWN SCHOOL	Combined School	METRO SOUTH	SIMON'S TOWN	CITY OF CAPE TOWN	104312245
951	SOPHUMELELA SEC	Secondary School	METRO SOUTH	PHILIPPI	CITY OF CAPE TOWN	106007098
952	SOUTH PENINSULA HS.	Secondary School	METRO SOUTH	PLUMSTEAD	CITY OF CAPE TOWN	105313351
953	SPINE VIEW PRIM.	Primary School	METRO SOUTH	ROCKLANDS	CITY OF CAPE TOWN	106490377
954	WAVECREST PRIM.	Primary School	METRO SOUTH	ROCKLANDS	CITY OF CAPE TOWN	106490431
955	WESTCOTT PRIM.	Primary School	METRO SOUTH	DIEPRIVER	CITY OF CAPE TOWN	105309375
956	YELLOWWOOD PRIM.	Primary School	METRO SOUTH	TAFELSIG	CITY OF CAPE TOWN	106490369
957	DELTA PRIM.	Primary School	METRO SOUTH	RETREAT	CITY OF CAPE TOWN	105310646
958	FLOREAT PRIM.	Primary School	METRO SOUTH	STEENBERG	CITY OF CAPE TOWN	105310735
959	HARMONY PRIM.	Primary School	METRO SOUTH	STEENBERG	CITY OF CAPE TOWN	105310441
960	JOHN GRAHAM PRIM.	Primary School	METRO SOUTH	PLUMSTEAD	CITY OF CAPE TOWN	105309269
961	KWA-FAKU PRIM	Primary School	METRO SOUTH	PHILIPPI	CITY OF CAPE TOWN	106325651
962	MITCHELL'S PLAIN PRIM	Primary School	METRO SOUTH	WESTRIDGE	CITY OF CAPE TOWN	106490253
963	NORTHWOOD PRIM.	Primary School	METRO SOUTH	WOODLANDS	CITY OF CAPE TOWN	106490288
964	PELICAN PARK HIGH SCHOOL	Secondary School	METRO SOUTH	EAGLE PARK	CITY OF CAPE TOWN	105062454
965	PELICAN PARK PRIMARY	Primary School	METRO SOUTH	PELIKAN PARK	CITY OF CAPE TOWN	105062434
966	PHANDULWAZI HS.	Secondary School	METRO SOUTH	PHILIPPI	CITY OF CAPE TOWN	106008035
967	PRINCETON SEC.	Secondary School	METRO SOUTH	WOODLANDS	CITY OF CAPE TOWN	106493481
968	SIKELELA IMIZAMO PRIM.	Intermediate School	METRO SOUTH	CROSSROADS	CITY OF CAPE TOWN	106042306
969	SIMON VAN DER STEL PRIM.	Primary School	METRO SOUTH	WYNBERG	CITY OF CAPE TOWN	105309340
970	STEENBERG PRIMARY	Primary School	METRO SOUTH	STEENBERG	CITY OF CAPE TOWN	105310298
971	STEENBERG SEC.	Secondary School	METRO SOUTH	STEENBERG	CITY OF CAPE TOWN	105313521
972	VUYISEKA SEC.	Secondary School	METRO SOUTH	PHILIPPI	CITY OF CAPE TOWN	106041343
973	WYNBERG BOYS' HS.	Secondary School	METRO SOUTH	WYNBERG	CITY OF CAPE TOWN	105310318
974	WYNBERG BOYS' JUNIOR	Primary School	METRO SOUTH	WYNBERG	CITY OF CAPE TOWN	105309381
975	ZANEMFUNDO PRIM.	Primary School	METRO SOUTH	PHILIPPI	CITY OF CAPE TOWN	106328634
976	CAPE ACADEMY FOR MATHS, SCIENCE AND	Secondary School	METRO SOUTH	CONSTANTIA	CITY OF CAPE TOWN	105483613
977	CORNFLOWER PRIM.	Primary School	METRO SOUTH	LENTEGEUR	CITY OF CAPE TOWN	106490105

**TEMPLATE 2.1: SCHEDULE OF ACCOMMODATION CURRENTLY OCCUPIED BY WCED - STATE OWNED ORDINARY SCHOOL ACCOMMODATION**  
**USER DEPARTMENT: EDUCATION**  
[List sorted alphabetically per Education District", then "Name of School"]

No.	PROPERTY DESCRIPTION / NAME OF SCHOOL	TYPE OF SCHOOL	EDUCATION DISTRICT	SUBURB	TOWN	CEMIS Nr
978	DUNESIDE PRIM.	Primary School	METRO SOUTH	WESTRIDGE	CITY OF CAPE TOWN	106490113
979	HEINZ PARK PRIM.	Primary School	METRO SOUTH	PHILIPPI	CITY OF CAPE TOWN	106312088
980	HYACINTH PRIM.	Primary School	METRO SOUTH	LENTEGEUR	CITY OF CAPE TOWN	106490199
981	KIRSTENHOF PRIM.	Primary School	METRO SOUTH	KIRSTENHOF	CITY OF CAPE TOWN	105309273
982	LANTANA PRIM.	Primary School	METRO SOUTH	LENTEGEUR	CITY OF CAPE TOWN	106490210
983	LENTEGEUR SEC.	Secondary School	METRO SOUTH	LENTEGEUR	CITY OF CAPE TOWN	106493392
984	LINGE PRIM.	Intermediate School	METRO SOUTH	NYANGA	CITY OF CAPE TOWN	106042211
985	LOTUS SEK.	Secondary School	METRO SOUTH	LOTUS RIVER	CITY OF CAPE TOWN	105493341
986	MEADOWRIDGE PRIM.	Primary School	METRO SOUTH	LENTEGEUR	CITY OF CAPE TOWN	106490237
987	MONTAGU DRIVE PRIM.	Primary School	METRO SOUTH	PORTLAND	CITY OF CAPE TOWN	106490261
988	MUIZENBERG HS.	Secondary School	METRO SOUTH	MUIZENBERG	CITY OF CAPE TOWN	104310265
989	MUIZENBERG JUNIOR	Primary School	METRO SOUTH	MUIZENBERG	CITY OF CAPE TOWN	104309301
990	PHILLIPI SEC	Secondary School	METRO SOUTH	PHILIPPI	CITY OF CAPE TOWN	106008278
991	PLANTATION PRIM.	Primary School	METRO SOUTH	LOTUS RIVER	CITY OF CAPE TOWN	105311103
992	RIDGEVILLE PRIM.	Primary School	METRO SOUTH	WESTRIDGE	CITY OF CAPE TOWN	106490334
993	ROCKLANDS PRIM	Primary School	METRO SOUTH	ROCKLANDS	CITY OF CAPE TOWN	106490342
994	ROCKLANDS SEC.	Secondary School	METRO SOUTH	ROCKLANDS	CITY OF CAPE TOWN	106493384
995	SIGCAWU PUBLIC PRIM.	Primary School	METRO SOUTH	CROSSROADS	CITY OF CAPE TOWN	102041344
996	WESTVILLE PRIM.	Primary School	METRO SOUTH	WESTRIDGE	CITY OF CAPE TOWN	106490466
997	BATTSWOOD OEFEN NGK PRIM.	Primary School	METRO SOUTH	OTTERY	CITY OF CAPE TOWN	105316717
998	DENNEGEUR PRIM.	Primary School	METRO SOUTH	STRANDFONTEIN	CITY OF CAPE TOWN	106490563
999	FERNDAL PRIM.	Primary School	METRO SOUTH	OTTERY	CITY OF CAPE TOWN	105309246
1000	HIGHLANDS PRIM.	Primary School	METRO SOUTH	WOODLANDS	CITY OF CAPE TOWN	106490164
1001	HILLWOOD PRIM.	Primary School	METRO SOUTH	LAVENDER HILL	CITY OF CAPE TOWN	105311448
1002	LAVENDER HILL HIGH SCHOOL	Secondary School	METRO SOUTH	LAVENDER HILL	CITY OF CAPE TOWN	105313661
1003	LEVANA PRIM.	Primary School	METRO SOUTH	LAVENDER HILL	CITY OF CAPE TOWN	105311456
1004	MVULA PRIM.	Primary School	METRO SOUTH	CROSSROADS	CITY OF CAPE TOWN	106005100
1005	NOBANTU PRIM.	Intermediate School	METRO SOUTH	GUGULETU	CITY OF CAPE TOWN	106042110
1006	PHAKAMA SEC.	Secondary School	METRO SOUTH	PHILIPPI	CITY OF CAPE TOWN	106313939
1007	PLUMSTEAD HS.	Secondary School	METRO SOUTH	PLUMSTEAD	CITY OF CAPE TOWN	105310279
1008	PLUMSTEAD PREP.	Primary School	METRO SOUTH	PLUMSTEAD	CITY OF CAPE TOWN	105308208
1009	PRINCE GEORGE PRIM.	Primary School	METRO SOUTH	LAVENDER HILL	CITY OF CAPE TOWN	105311596
1010	SIBELIUS HS.	Secondary School	METRO SOUTH	STEENBERG	CITY OF CAPE TOWN	105313106
1011	STRANDFONTEIN PRIM.	Primary School	METRO SOUTH	STRANDFONTEIN	CITY OF CAPE TOWN	106490407
1012	STRANDFONTEIN SEK.	Secondary School	METRO SOUTH	STRANDFONTEIN	CITY OF CAPE TOWN	106493406
1013	SULLIVAN PRIM.	Primary School	METRO SOUTH	STEENBERG	CITY OF CAPE TOWN	105310638
1014	VUKANI PRIM.	Primary School	METRO SOUTH	PHILIPPI	CITY OF CAPE TOWN	106007103
1015	WOODLANDS SEC.	Secondary School	METRO SOUTH	WOODLANDS	CITY OF CAPE TOWN	106493457
1016	WOODVILLE PRIM.	Primary School	METRO SOUTH	WOODLANDS	CITY OF CAPE TOWN	106490474



**TEMPLATE 2.1: SCHEDULE OF ACCOMMODATION CURRENTLY OCCUPIED BY WCED - STATE OWNED ORDINARY SCHOOL ACCOMMODATION**  
**USER DEPARTMENT: EDUCATION**  
[List sorted alphabetically per Education District", then "Name of School"]

No.	PROPERTY DESCRIPTION / NAME OF SCHOOL	TYPE OF SCHOOL	EDUCATION DISTRICT	SUBURB	TOWN	CEMIS Nr
1017	ZERILDA PARK PRIM.	Primary School	METRO SOUTH	SEAWINDS	CITY OF CAPE TOWN	105312010
1018	CARAVELLE PRIM.	Primary School	METRO SOUTH	ROCKLANDS	CITY OF CAPE TOWN	106490091
1019	CRESTWAY SEC.	Secondary School	METRO SOUTH	RETREAT	CITY OF CAPE TOWN	105313599
1020	EISLEBEN ROAD PRIM.	Primary School	METRO SOUTH	ROCKLANDS	CITY OF CAPE TOWN	106490121
1021	GLENDAL SEC.	Secondary School	METRO SOUTH	ROCKLANDS	CITY OF CAPE TOWN	106493430
1022	JOHN PAMA PRIM.	Primary School	METRO SOUTH	NYANGA	CITY OF CAPE TOWN	106042208
1023	KLEINBERG PRIM.	Primary School	METRO SOUTH	OCEAN VIEW	CITY OF CAPE TOWN	104310972
1024	KOMMETJIE PRIM.	Primary School	METRO SOUTH	KOMMETJIE	CITY OF CAPE TOWN	104309277
1025	KUYAKHANYA PRIMARY	Intermediate School	METRO SOUTH	CROSSROADS	CITY OF CAPE TOWN	106041313
1026	LIESBEECK PRIM.	Primary School	METRO SOUTH	PORTLAND	CITY OF CAPE TOWN	106490229
1027	LOURIER PRIM.	Primary School	METRO SOUTH	RETREAT	CITY OF CAPE TOWN	105310794
1028	MARINE PRIM.	Primary School	METRO SOUTH	OCEAN VIEW	CITY OF CAPE TOWN	104311030
1029	MONDALE HS.	Secondary School	METRO SOUTH	PORTLAND	CITY OF CAPE TOWN	106493368
1030	OCEAN VIEW SEC.	Secondary School	METRO SOUTH	OCEAN VIEW	CITY OF CAPE TOWN	104313491
1031	OSCAR MPETHA HS	Secondary School	METRO SOUTH	NYANGA	CITY OF CAPE TOWN	106042203
1032	SEAVIEW PRIM.	Primary School	METRO SOUTH	ROCKLANDS	CITY OF CAPE TOWN	106490350
1033	SQUARE HILL PRIM.	Primary School	METRO SOUTH	RETREAT	CITY OF CAPE TOWN	105310824
1034	THOMAS WILDSCHUTT JUN. PRIM.	Primary School	METRO SOUTH	RETREAT	CITY OF CAPE TOWN	105310360
1035	THOMAS WILDSCHUTT PRIM.	Primary School	METRO SOUTH	RETREAT	CITY OF CAPE TOWN	105310875
1036	WALTER TEKA PUB. PRIM.	Intermediate School	METRO SOUTH	NYANGA	CITY OF CAPE TOWN	106042216
1037	WESTLAKE PRIM	Primary School	METRO SOUTH	WESTLAKE	CITY OF CAPE TOWN	100000056
1038	ZWAANSWYK ACADEMY/AKADEMIE	Intermediate School	METRO SOUTH	BERGVLIET	CITY OF CAPE TOWN	105309386
1039	ZWAANSWYK HS.	Secondary School	METRO SOUTH	BERGVLIET	CITY OF CAPE TOWN	105310323
1040	ALBERT MYBURGH SEK.	Secondary School	OVERBERG	BREDASDORP	BREDASDORP	113333360
1041	B.F. OOSTHUIZEN PRIM.	Intermediate School	OVERBERG	BARRYDALE	BARRYDALE	117330205
1042	BARRYDALE HS.	Combined School	OVERBERG	BARRYDALE	BARRYDALE	117312200
1043	BONTEBOK PRIM.	Primary School	OVERBERG	RAILTON	SWELLENDAM	117330221
1044	BREDASDORP HS.	Secondary School	OVERBERG	BREDASDORP	BREDASDORP	113310206
1045	BREDASDORP PRIM.	Primary School	OVERBERG	BREDASDORP	BREDASDORP	113309216
1046	BUFFELJAGSRIVIER LS.	Primary School	OVERBERG	BUFFELJAGSRIVIER	BUFFELJAGSRIVIER	117309219
1047	DE HEIDE PRIM.	Primary School	OVERBERG	BREDASDORP	BREDASDORP	113330809
1048	MULLERSRUS PRIM.	Primary School	OVERBERG	OUTSIDE A TOWN	OUTSIDE A TOWN	117330604
1049	PROTEA PRIM.	Primary School	OVERBERG	NAPIER	NAPIER	113330248
1050	PROTEM NGK PRIM.	Primary School	OVERBERG	OUTSIDE A TOWN	OUTSIDE A TOWN	113336092
1051	STRUISBAAI PRIM.	Primary School	OVERBERG	MOLSHOOP	STRUIS BAY	113330345
1052	SUURBRAAK PRIM.	Intermediate School	OVERBERG	SUURBRAAK	SUURBRAAK	117330787
1053	SWELLENDAM HS.	Secondary School	OVERBERG	SWELLENDAM	SWELLENDAM	117310305
1054	SWELLENDAM LS.	Primary School	OVERBERG	SWELLENDAM	SWELLENDAM	117309353
1055	SWELLENDAM SEK.	Secondary School	OVERBERG	RAILTON	SWELLENDAM	117333417

**TEMPLATE 2.1: SCHEDULE OF ACCOMMODATION CURRENTLY OCCUPIED BY WCED - STATE OWNED ORDINARY SCHOOL ACCOMMODATION**  
**USER DEPARTMENT: EDUCATION**  
[List sorted alphabetically per Education District", then "Name of School"]

No.	PROPERTY DESCRIPTION / NAME OF SCHOOL	TYPE OF SCHOOL	EDUCATION DISTRICT	SUBURB	TOWN	CEMIS Nr
1056	VRT PITT PRIMARY SCHOOL	Primary School	OVERBERG	RAILTON	SWELLENDAAM	100000437
1057	WAGENHUISKRANTZ PRIM.	Primary School	OVERBERG	ARNISTON	ARNISTON	113336041
1058	DIE BRON PRIM.	Primary School	OVERBERG	STANFORD	STANFORD	115330396
1059	GANSBAAI ACADEMIA	Secondary School	OVERBERG	GANS BAY	GANS BAY	115007999
1060	GANSBAAI LS.	Primary School	OVERBERG	GANS BAY	GANS BAY	115309249
1061	GANSBAAI PRIM.	Primary School	OVERBERG	BLOMPARK	GANS BAY	115330493
1062	GRABOUW HS.	Combined School	OVERBERG	GRABOUW	GRABOUW	114312224
1063	GROENBERG SEK.	Secondary School	OVERBERG	PINEVIEW	GRABOUW	114333387
1064	HAWSTON PRIM.	Primary School	OVERBERG	HAWSTON	HAWSTON	115330191
1065	HAWSTON SEK.	Secondary School	OVERBERG	HAWSTON	HAWSTON	115333565
1066	HERMANUS HS.	Secondary School	OVERBERG	EASTCLIFF	HERMANUS	115310241
1067	HERMANUS PRIM.	Primary School	OVERBERG	WESTCLIFF	HERMANUS	115309262
1068	KATHLEEN MURRAY PRIM.	Primary School	OVERBERG	PINEVIEW	GRABOUW	114330027
1069	KLEINMOND LAER.	Primary School	OVERBERG	KLEINMOND	KLEINMOND	114309607
1070	KLEINMOND PRIM.	Intermediate School	OVERBERG	KLEINMOND	KLEINMOND	114330663
1071	LUKHANYO PRIM.	Primary School	OVERBERG	ZWELIHLE	HERMANUS	115042107
1072	MASAKHANE PRIM	Primary School	OVERBERG	MASAKHANE	GANS BAY	115008277
1073	MOUNT PLEASANT PRIM.	Primary School	OVERBERG	MOUNT PLEASANT	HERMANUS	115330175
1074	OKKIE SMUTS PRIM.	Primary School	OVERBERG	STANFORD	STANFORD	115309609
1075	PINEVIEW PRIM.	Primary School	OVERBERG	PINEVIEW	GRABOUW	114330256
1076	QHAYIYA SEC. SCHOOL	Secondary School	OVERBERG	ZWELIHLE	HERMANUS	115333646
1077	UMYEZO WAMA APILE HS	Secondary School	OVERBERG	GRABOUW	GRABOUW	100000288
1078	UMYEZO WAMA APILE PRIM.	Primary School	OVERBERG	GRABOUW	GRABOUW	114041326
1079	ZWELIHLE PRIM	Primary School	OVERBERG	HERMANUS	HERMANUS	115008001
1080	BISSETSDRIFT PRIM.	Intermediate School	OVERBERG	OUTSIDE A TOWN	OUTSIDE A TOWN	114330779
1081	BOTRIVIER PRIM	Intermediate School	OVERBERG	BOT RIVER	BOT RIVER	114330590
1082	DANIEL LE ROUX PRIM.	Primary School	OVERBERG	OUTSIDE A TOWN	OUTSIDE A TOWN	114309225
1083	DE VILLIERS GRAAFF HS.	Secondary School	OVERBERG	VILLIERSDORP	VILLIERSDORP	114310220
1084	DE VILLIERS GRAAFF PRIM.	Primary School	OVERBERG	VILLIERSDORP	VILLIERSDORP	114309231
1085	EMIL WEDER SEK.	Secondary School	OVERBERG	GENADENDAL	GENADENDAL	114333328
1086	GREYTON PRIM.	Primary School	OVERBERG	GREYTON	GREYTON	114330612
1087	JONGENSKLIP PRIM.	Primary School	OVERBERG	OUTSIDE A TOWN	OUTSIDE A TOWN	114309270
1088	KOSIE DE WET PRIM.	Primary School	OVERBERG	VILLIERSDORP	VILLIERSDORP	114330639
1089	OVERBERG HS	Secondary School	OVERBERG	CALEDON	CALEDON/MYDDLETON	114310270
1090	OVERBERG LS.	Primary School	OVERBERG	CALEDON	CALEDON/MYDDLETON	114309310
1091	RIVIERSONDEREND HS.	Combined School	OVERBERG	RIVIERSONDEREND	RIVIERSONDEREND	114312243
1092	RIVIERSONDEREND PRIM.	Intermediate School	OVERBERG	RIVIERSONDEREND	RIVIERSONDEREND	114330671
1093	SWARTBERG PRIM.	Primary School	OVERBERG	BERGSIG	CALEDON/MYDDLETON	114330078
1094	SWARTBERG SEK.	Secondary School	OVERBERG	BERGSIG	CALEDON/MYDDLETON	114333336



**TEMPLATE 2.1: SCHEDULE OF ACCOMMODATION CURRENTLY OCCUPIED BY WCED - STATE OWNED ORDINARY SCHOOL ACCOMMODATION**  
**USER DEPARTMENT: EDUCATION**  
[List sorted alphabetically per Education District", then "Name of School"]

No.	PROPERTY DESCRIPTION / NAME OF SCHOOL	TYPE OF SCHOOL	EDUCATION DISTRICT	SUBURB	TOWN	CEMIS Nr
1095	UITKYK LS	Primary School	OVERBERG	GREYTON	GREYTON	114309364
1096	VILLIERSDORP SEK.	Secondary School	OVERBERG	VILLIERSDORP	VILLIERSDORP	114333077
1097	ANNE PIENAAR GEDENK NGK PRIM.	Primary School	WEST COAST	OUTSIDE A TOWN	OUTSIDE A TOWN	132476021
1098	DARLING LS.	Primary School	WEST COAST	DARLING	DARLING	132309226
1099	GOEDEHOOP PRIM.	Primary School	WEST COAST	OUTSIDE A TOWN	OUTSIDE A TOWN	132476404
1100	LIEBENBERG PRIM.	Primary School	WEST COAST	WESBANK	MALMESBURY	132470287
1101	LLINGELETHU SEC.	Secondary School	WEST COAST	ILINGE LETHU	MALMESBURY	132473510
1102	MEIRING PRIM.	Primary School	WEST COAST	RIEBEEK KASTEEL	RIEBEEK KASTEEL	132470317
1103	NAPHAKADE PRIM.	Primary School	WEST COAST	ILINGE LETHU	MALMESBURY	132470805
1104	O.J. ERASMUS NGK PRIM.	Primary School	WEST COAST	KALBASKRAAL	KALBASKRAAL	132476919
1105	RIEBEECK-KASTEEL LS.	Primary School	WEST COAST	RIEBEEK KASTEEL	RIEBEEK KASTEEL	132309327
1106	RIEBEECK-WES PRIM.	Intermediate School	WEST COAST	RIEBEEK WEST	RIEBEEK WEST	132470481
1107	RIVERLANDS PRIM.	Primary School	WEST COAST	GREATER CHATSWORTH	MALMESBURY	132470724
1108	RUSTSTASIE PRIM.	Primary School	WEST COAST	OUTSIDE A TOWN	OUTSIDE A TOWN	132477133
1109	SCHOONSPRUIT SEK.	Secondary School	WEST COAST	WESBANK	MALMESBURY	132473405
1110	ST. MICHAEL'S PRIM.	Primary School	WEST COAST	ABBOTSDALE	MALMESBURY	132477389
1111	ST. THOMAS PRIM.	Primary School	WEST COAST	WESBANK	MALMESBURY	132470651
1112	SWARTLAND HS.	Secondary School	WEST COAST	MALMESBURY	MALMESBURY	132310302
1113	SWARTLAND LS.	Primary School	WEST COAST	MALMESBURY	MALMESBURY	132309349
1114	VOORUITSIG PRIM.	Intermediate School	WEST COAST	NUWEDORP	DARLING	132470562
1115	WESBANK SEK.	Secondary School	WEST COAST	WESBANK	MALMESBURY	132470686
1116	AURORA HS.	Intermediate School	WEST COAST	AURORA	AURORA	133312600
1117	BRANDENBURG PRIM.	Primary School	WEST COAST	OUTSIDE A TOWN	OUTSIDE A TOWN	133476137
1118	DIRKIE UYS HS.	Secondary School	WEST COAST	BERGSIG	MOORREESBURG	135310225
1119	DIRKIE UYS LS.	Primary School	WEST COAST	BERGSIG	MOORREESBURG	132309233
1120	EENDEKUIL PRIM.	Primary School	WEST COAST	EENDEKUIL	EENDEKUIL	133476323
1121	HOLVLEI PRIM.	Primary School	WEST COAST	OUTSIDE A TOWN	OUTSIDE A TOWN	131470163
1122	LAURIE HUGO PRIM.	Intermediate School	WEST COAST	DOORNKLOOF	MOORREESBURG	135470279
1123	PIKETBERG HS.	Combined School	WEST COAST	PIKETBERG	PIKETBERG	133312238
1124	PORTERVILLE HS.	Combined School	WEST COAST	PORTERVILLE	PORTERVILLE	133312241
1125	PORTERVILLE PRIM.	Intermediate School	WEST COAST	MONTE BERTHA	PORTERVILLE	133470619
1126	REDELINGHUYS LS.	Primary School	WEST COAST	REDELINGHUYS	REDELINGHUYS	133309324
1127	REDELINGHUYS PRIM.	Primary School	WEST COAST	REDELINGHUYS	REDELINGHUYS	133470759
1128	STAWELKLIP MOR PRIM.	Intermediate School	WEST COAST	OUTSIDE A TOWN	OUTSIDE A TOWN	133477338
1129	STEYNVILLE PRIM.	Primary School	WEST COAST	PIKETBERG	PIKETBERG	133470546
1130	STEYNVILLE SEK.	Secondary School	WEST COAST	PIKETBERG	PIKETBERG	133473413
1131	DIAZVILLE HS.	Secondary School	WEST COAST	DIAZVILLE	SALDANHA	134473359

**TEMPLATE 2.1: SCHEDULE OF ACCOMMODATION CURRENTLY OCCUPIED BY WCED - STATE OWNED ORDINARY SCHOOL ACCOMMODATION**  
**USER DEPARTMENT: EDUCATION**  
[List sorted alphabetically per Education District", then "Name of School"]

No.	PROPERTY DESCRIPTION / NAME OF SCHOOL	TYPE OF SCHOOL	EDUCATION DISTRICT	SUBURB	TOWN	CEMIS Nr
1132	DIAZVILLE PRIM.	Primary School	WEST COAST	DIAZVILLE	SALDANHA	134470090
1133	EDEN PRIM.	Intermediate School	WEST COAST	LOUWVILLE	VREDENBURG	134470112
1134	HOPEFIELD HS.	Combined School	WEST COAST	HOPEFIELD	HOPEFIELD	131312226
1135	HOPEFIELD PRIM.	Intermediate School	WEST COAST	OUDEKRAALFONTEIN	HOPEFIELD	131470171
1136	JURIE HAYES PRIM.	Intermediate School	WEST COAST	OUTSIDE A TOWN	OUTSIDE A TOWN	134470775
1137	LANGEBAAN PRIM.	Primary School	WEST COAST	LANGEBAAN	LANGEBAAN	131470252
1138	LANGEBAANWEG LS.	Primary School	WEST COAST	LANGEBAANWEG	SALDANHA BAY RURAL	131309287
1139	LOUWVILLE HS	Secondary School	WEST COAST	LOUWVILLE	VREDENBURG	100000124
1140	MASIPHATHISANE PRIM	Primary School	WEST COAST	ONGEGUND	VREDENBURG	134008284
1141	NOORDHOEK PRIM.	Intermediate School	WEST COAST	NOORDHOEK	VELDDRIF	134470376
1142	PANORAMA PRIM. (VREDENBURG)	Intermediate School	WEST COAST	LOUWVILLE	VREDENBURG	134470406
1143	SALDANHA LS.	Primary School	WEST COAST	SALDANHA	SALDANHA	134309337
1144	ST. ANDREW'S PRIM.	Primary School	WEST COAST	WHITE CITY	SALDANHA	134477303
1145	ST. AUGUSTINE'S PRIM.	Primary School	WEST COAST	KLIPRUG	PATERNOSTER	134477311
1146	ST. HELENABAAL INTER.	Intermediate School	WEST COAST	LAINGVILLE	ST HELENA BAY	134470554
1147	VELDDRIF HS.	Combined School	WEST COAST	VELDDRIF	VELDDRIF	133312257
1148	VREDENBURG HS.	Secondary School	WEST COAST	RUSFONTEIN	VREDENBURG	134310314
1149	VREDENBURG LS.	Primary School	WEST COAST	RUSFONTEIN	VREDENBURG	134309371
1150	WESTON SEK.	Secondary School	WEST COAST	LOUWVILLE	VREDENBURG	134473456
1151	AUGSBURG LANDBOUGIMNASIUM	Combined School	WEST COAST	CLANWILLIAM	CLANWILLIAM	136312208
1152	CEDERBERG ACADEMY	Secondary School	WEST COAST	CITRUSDAL	CITRUSDAL	100000091
1153	CITRUSDAL PRIM.	Primary School	WEST COAST	HEUWELSIG	CITRUSDAL	136470082
1154	CLANWILLIAM SEK.	Secondary School	WEST COAST	CLANWILLIAM	CLANWILLIAM	136473472
1155	GRAAFWATER HS.	Combined School	WEST COAST	GRAAFWATER	GRAAFWATER	136312222
1156	GRAAFWATER PRIM.	Primary School	WEST COAST	GRAAFWATER	GRAAFWATER	136476420
1157	GROOTKLOOF PRIM	Primary School	WEST COAST	OUTSIDE A TOWN	OUTSIDE A TOWN	136331058
1158	LAMBERTSBAAL LS.	Primary School	WEST COAST	LAMBERTS BAY	LAMBERTS BAY	136309286
1159	OLIFANTSVALLEI PRIM	Primary School	WEST COAST	CITRUSDAL	CITRUSDAL	136312206
1160	P.W. DE BRUIN PRIM.	Intermediate School	WEST COAST	LAMBERTS BAY	LAMBERTS BAY	136470465
1161	SEDERBERG PRIM.	Primary School	WEST COAST	CLANWILLIAM	CLANWILLIAM	136470538
1162	DORINGBAAL PRIM.	Primary School	WEST COAST	DORINGBAAL	DORINGBAAL	138347043
1163	EBENHAEZER PRIM.	Intermediate School	WEST COAST	EBENHAEZER	EBENHAEZER	138340219
1164	KLAWER LS.	Primary School	WEST COAST	KLAWER	KLAWER	137309274
1165	KLEINRIVIER VGK LS	Primary School	WEST COAST	OUTSIDE A TOWN	OUTSIDE A TOWN	138347299
1166	LUTZVILLE HS.	Combined School	WEST COAST	LUTZVILLE	LUTZVILLE	138312229
1167	LUTZVILLE NGK PRIM.	Primary School	WEST COAST	OLIFANTS RIVER SETTLE	MATZIKAMA RURAL	138347078
1168	MASKAM PRIM.	Primary School	WEST COAST	MASKAMSIG	VANRHYNSDORP	137340049
1169	NAASTDRIFT PRIM.	Primary School	WEST COAST	OUTSIDE A TOWN	OUTSIDE A TOWN	138347264
1170	NIEUWOUDT PRIM.	Intermediate School	WEST COAST	KLAWER	KLAWER	137340065

**TEMPLATE 2.1: SCHEDULE OF ACCOMMODATION CURRENTLY OCCUPIED BY WCED - STATE OWNED ORDINARY SCHOOL ACCOMMODATION**  
**USER DEPARTMENT: EDUCATION**  
[List sorted alphabetically per Education District", then "Name of School"]]

No.	PROPERTY DESCRIPTION / NAME OF SCHOOL	TYPE OF SCHOOL	EDUCATION DISTRICT	SUBURB	TOWN	CEMIS Nr
1171	NUWERUS HS.	Combined School	WEST COAST	NUWERUS	NUWERUS	137312234
1172	SPRUITDRIFT PRIM.	Primary School	WEST COAST	OUTSIDE A TOWN	OUTSIDE A TOWN	138347310
1173	STEILHOOGTE NGK PRIM.	Primary School	WEST COAST	OUTSIDE A TOWN	OUTSIDE A TOWN	138477362
1174	TRAWAL PRIM.	Primary School	WEST COAST	OUTSIDE A TOWN	OUTSIDE A TOWN	138347167
1175	UITKYK PRIM.	Intermediate School	WEST COAST	UITKYK	LUTZVILLE	138347108
1176	VANRHYNSDORP HS.	Combined School	WEST COAST	MASKAMSIG	VANRHYNSDORP	137312254
1177	VERGENOEG RK PRIM.	Primary School	WEST COAST	JOE SLOVO PARK	VREDENDAL	138347248
1178	VREDENDAL HS.	Secondary School	WEST COAST	VREDENDAL	VREDENDAL	138310312
1179	VREDENDAL LS.	Primary School	WEST COAST	VREDENDAL	VREDENDAL	138309370
1180	VREDENDAL SEK.	Secondary School	WEST COAST	VREDENDAL	VREDENDAL	138473421
1181	VREDENDAL-NOORD PRIM.	Primary School	WEST COAST	VREDENDAL	VREDENDAL	138347256
1182	ALTENA PRIMARY SCHOOL	Primary School	METRO EAST	STRAND	CITY OF CAPE TOWN	100000548
1183	ETHAFENI PRIMARY SCHOOL	Primary School	METRO EAST	WALLACEDENE	CITY OF CAPE TOWN	100000602
1184	MIDDELPOS PRIMARY SCHOOL	Primary School	WEST COAST	MIDDELPOS	SALDANHA	100000599
1185	PROTEA HEIGHTS PRIMARY SCHOOL	Primary School	METRO EAST	PROTEA HEIGHTS	CITY OF CAPE TOWN	100000438
1186	PROTEA HOËRSKOOL	Secondary School	EDEN AND CENTRAL KAROO	OUTDSHOORN	OUTDSHOORN	100000582
1187	SOMERSET HIGH SCHOOL	Secondary School	CAPE WINELANDS	WORCESTER	WORCESTER	100000586
1188	TULBAGH PRIMARY SCHOOL	Primary School	CAPE WINELANDS	TULBAGH	TULBAGH	100000587
1189	ZWELETHEMBA HIGH SCHOOL	Secondary School	CAPE WINELANDS	ZWELETEMBA	WORCESTER	100000585

<b>Summary</b>	
Primary School	746
Secondary School	339
Combined School	33
Intermediate School	71
	<b>1189</b>

**TEMPLATE 2.2: SCHEDULE OF ACCOMMODATION CURRENTLY OCCUPIED BY WCED - LEASED ORDINARY SCHOOL ACCOMMODATION**  
**USER DEPARTMENT: EDUCATION**  
[**List sorted alphabetically per Education District", then "Name of School"**]

No.	PROPERTY DESCRIPTION / NAME OF SCHOOL	TYPE OF SCHOOL	EDUCATION DISTRICT	SUBURB	TOWN	CEMIS Nr
1	A.F. Kriel VGK Prim.	Primary School	CAPE WINELANDS	Montagu	Montagu	127337447
2	Aan De Doorns NGK Prim.	Primary School	CAPE WINELANDS	WORCESTER	WORCESTER	130338087
3	Achtertuint Ame Prim.	Primary School	CAPE WINELANDS	Ceres	Ceres	126337994
4	Agterwitzenberg VGK Prim.	Primary School	CAPE WINELANDS	Ceres	Ceres	126336831
5	Baden NGK Prim.	Primary School	CAPE WINELANDS	Montagu	Montagu	127337404
6	Bergendal SSKV Prim.	Intermediate School	CAPE WINELANDS	Suider-Paarl	Suider-Paarl	108476730
7	Bergrivier NGK Prim.	Primary School	CAPE WINELANDS	Wellington	Wellington	112476072
8	Bet-El Prim.	Primary School	CAPE WINELANDS	Privaatsak X3109	Privaatsak X3109	130330426
9	Boesmansrivier NGK Prim.	Primary School	CAPE WINELANDS	Bonnievale	Bonnievale	117338273
10	BOPLAAS NGK PRIM.	Primary School	CAPE WINELANDS	Koue Bokkeveld	Koue Bokkeveld	126336963
11	Bosplaas NGK Prim.	Primary School	CAPE WINELANDS	Hermon	Hermon	112476110
12	Botha's Halte NGK Prim.	Primary School	CAPE WINELANDS	Botha	Botha	130338214
13	Brandwacht NGK Prim.	Primary School	CAPE WINELANDS	Worcester-Wes	Worcester-Wes	130338427
14	Britsum NGK Prim.	Primary School	CAPE WINELANDS	Ceres	Ceres	126338842
15	Bruintjiesrivier EK Prim.	Primary School	CAPE WINELANDS	Bonnievale	Bonnievale	117337811
16	Buffelskloof SSKV Prim.	Primary School	CAPE WINELANDS	Mcgregor	Mcgregor	128338532
17	Concordia NGK Prim.	Primary School	CAPE WINELANDS	Montagu	Montagu	127337528
18	Dal Josaphat Prim.	Primary School	CAPE WINELANDS	Huguenot	Huguenot	108476218
19	De Meul NGK Prim.	Primary School	CAPE WINELANDS	Koue Bokkeveld	Koue Bokkeveld	126336998
20	Die Eike VGK Prim.	Intermediate School	CAPE WINELANDS	Ceres	Ceres	126336769
21	Driefontein NGK Prim.	Primary School	CAPE WINELANDS	Ceres	Ceres	126337099
22	Eilandia NGK Prim.	Primary School	CAPE WINELANDS	Worcester	Worcester	128337641
23	Errie Moller NGK Prim.	Primary School	CAPE WINELANDS	Wolseley	Wolseley	129338745
24	Ezelfontein NGK Prim.	Primary School	CAPE WINELANDS	Ceres	Ceres	126336858
25	Fairfield NGK Prim.	Primary School	CAPE WINELANDS	Ceres	Ceres	126336823
26	Fransie Du Toit NGK Prim.	Primary School	CAPE WINELANDS	Montagu	Montagu	127337412
27	G.B. Batt NGK Prim.	Primary School	CAPE WINELANDS	Montagu	Montagu	127337544
28	Gelukshoop NGK Prim.	Primary School	CAPE WINELANDS	BONNIEVALE	BONNIEVALE	117338435

**TEMPLATE 2.2: SCHEDULE OF ACCOMMODATION CURRENTLY OCCUPIED BY WCED - LEASED ORDINARY SCHOOL ACCOMMODATION**  
**USER DEPARTMENT: EDUCATION**  
[**List sorted alphabetically per Education District", then "Name of School"**]

No.	PROPERTY DESCRIPTION / NAME OF SCHOOL	TYPE OF SCHOOL	EDUCATION DISTRICT	SUBURB	TOWN	CEMIS Nr
29	Glen Heatlie Ame Prim.	Primary School	CAPE WINELANDS	De Wet	De Wet	130337978
30	Goudini Bad NGK Prim.	Primary School	CAPE WINELANDS	Rawsonville	Rawsonville	130337943
31	Goudmyn Prim.	Primary School	CAPE WINELANDS	Robertson	Robertson	128330868
32	Groenberg NGK Prim.	Primary School	CAPE WINELANDS	Upper Hermon Way	Upper Hermon Way	112476439
33	Huguenoot VGK Prim.	Primary School	CAPE WINELANDS	Robertson	Robertson	128337617
34	Iris Qwela Prim	Primary School	CAPE WINELANDS	Orchard	Orchard	130041116
35	Joostenberg SSKV Prim.	Primary School	CAPE WINELANDS	Pk Elsenburg	Pk Elsenburg	108476501
36	KEEROM SSKV PRIM.	Primary School	CAPE WINELANDS	Montagu	Montagu	127330892
37	Keisie VGK Prim.	Primary School	CAPE WINELANDS	Montagu	Montagu	127337536
38	KERSBOSLAAGTE SSKV PRIM.	Primary School	CAPE WINELANDS	MALMESBURY FARMS	CITY OF CAPE TOWN	108476579
39	ST. VINCENT RC PRIM.	Primary School	CAPE WINELANDS	Koelenhof	Koelenhof	109327352
40	Koelfontein NGK Prim.	Primary School	CAPE WINELANDS	Prince Alfred Hamlet	Prince Alfred Hamlet	126336807
41	KROMLIN PRIM.	Primary School	CAPE WINELANDS	Koue Bokkeveld	Koue Bokkeveld	126337013
42	Laastedrif NGK Prim.	Intermediate School	CAPE WINELANDS	Ceres	Ceres	126336890
43	Le Chasseur VGK Prim.	Intermediate School	CAPE WINELANDS	Robertson	Robertson	128337625
44	Leipzig SSKV Prim.	Primary School	CAPE WINELANDS	Worcester	Worcester	130338729
45	Lemoenpoort Prim.	Primary School	CAPE WINELANDS	Worcester	Worcester	130330434
46	Lorraine NGK Prim.	Primary School	CAPE WINELANDS	Rawsonville	Rawsonville	130337935
47	MARAISDAL NGK PRIM.	Primary School	CAPE WINELANDS	Bonnievale	Bonnievale	117338303
48	Matjiesrivier NGK Prim.	Primary School	CAPE WINELANDS	Ceres	Ceres	126336785
49	Montrouge VGK Prim.	Primary School	CAPE WINELANDS	Tulbagh	Tulbagh	129338761
50	Northridge NGK Prim.	Primary School	CAPE WINELANDS	Ceres	Ceres	126336793
51	Nuystasie NGK Prim.	Primary School	CAPE WINELANDS	Worcester	Worcester	130338222
52	ORCHARD PRIM.	Intermediate School	CAPE WINELANDS	Orchard	Orchard	130330833
53	Overhex NGK Prim.	Primary School	CAPE WINELANDS	Overhex	Overhex	130338249
54	Paardekloof NGK Prim.	Intermediate School	CAPE WINELANDS	Ceres	Ceres	126336777
55	Piet Hugo Gedenk NGK Prim.	Primary School	CAPE WINELANDS	Ceres	Ceres	126337005
56	Pietersfontein NGK Prim.	Primary School	CAPE WINELANDS	Montagu	Montagu	127337552

**TEMPLATE 2.2: SCHEDULE OF ACCOMMODATION CURRENTLY OCCUPIED BY WCED - LEASED ORDINARY SCHOOL ACCOMMODATION**  
**USER DEPARTMENT: EDUCATION**  
**[List sorted alphabetically per Education District", then "Name of School"]**

No.	PROPERTY DESCRIPTION / NAME OF SCHOOL	TYPE OF SCHOOL	EDUCATION DISTRICT	SUBURB	TOWN	CEMIS Nr
57	RAITHBY PRIM.	Primary School	CAPE WINELANDS	RAITHBY	STELLENBOSCH RURAL	110321842
58	Rawsonville Prim.	Primary School	CAPE WINELANDS	RAWSONVILLE	RAWSONVILLE	130330647
59	Retreat NGK Prim.	Primary School	CAPE WINELANDS	Robertson	Robertson	128337560
60	RIETFontein NGK PRIM.(WORC)	Primary School	CAPE WINELANDS	Koue Bokkeveld	Koue Bokkeveld	126338877
61	RIETVLEI NR 1 EK PRIM. (MONTAGU)	Primary School	CAPE WINELANDS	Montagu	Montagu	127337471
62	Rietvlei Nr 2 NGK Prim.	Primary School	CAPE WINELANDS	Montagu	Montagu	127338850
63	Riverside SSKV Prim.	Primary School	CAPE WINELANDS	Robertson	Robertson	128338680
64	Rosendal Prim.	Primary School	CAPE WINELANDS	Koue Bokkeveld	Koue Bokkeveld	126330310
65	SANDHILLS NGK PRIM.	Primary School	CAPE WINELANDS	Roodezandt	Roodezandt	130338036
66	Slanghoek NGK Prim.	Primary School	CAPE WINELANDS	Rawsonville	Rawsonville	130337927
67	Soetendal NGK Prim.	Primary School	CAPE WINELANDS	Wellington	Wellington	112477249
68	St. Idas RK Prim.	Primary School	CAPE WINELANDS	IDASVALLEI	STELLENBOSCH	109327999
69	Stettyn Prim.	Primary School	CAPE WINELANDS	Worcester	Worcester	130336335
70	Stockwell NGK Prim.	Primary School	CAPE WINELANDS	Ashton	Ashton	127338826
71	Talana NGK Prim.	Primary School	CAPE WINELANDS	Montagu	Montagu	128337420
72	Tandfontein NGK Prim.	Primary School	CAPE WINELANDS	Koue Bokkeveld	Koue Bokkeveld	126338893
73	Twee Jonge Gezellen VGK Prim.	Primary School	CAPE WINELANDS	Tulbagh	Tulbagh	129338788
74	Uitnood NGK Prim.	Primary School	CAPE WINELANDS	Robertson	Robertson	128337587
75	Vlottenburg Prim.	Primary School	CAPE WINELANDS	Vlottenburg	Vlottenburg	109321893
76	Voor-Groenberg NGK Prim.	Primary School	CAPE WINELANDS	Wellington	Wellington	112477532
77	Waboomsheuwel NGK Prim.	Primary School	CAPE WINELANDS	Bonnievale	Bonnievale	117338354
78	Wagenmakersvallei NGK Prim.	Primary School	CAPE WINELANDS	Wellington	Wellington	112477540
79	Wakkerstroom-Oos NGK Prim.	Primary School	CAPE WINELANDS	Bonnievale	Bonnievale	128338281
80	Wanganella NGK Prim.	Primary School	CAPE WINELANDS	Ceres	Ceres	126338664
81	Wardia VGK Prim.	Primary School	CAPE WINELANDS	Montagu	Montagu	127338656
82	Weber Gedenk NGK Prim.	Primary School	CAPE WINELANDS	STELLENBOSCH NU	STELLENBOSCH	109327409
83	Welgemoed NGK Prim.	Primary School	CAPE WINELANDS	Ceres	Ceres	126336815
84	WELTEVREDE NGK PRIM. (ROBERTSON)	Primary School	CAPE WINELANDS	Mcgregor	Mcgregor	128337595



**TEMPLATE 2.2: SCHEDULE OF ACCOMMODATION CURRENTLY OCCUPIED BY WCED - LEASED ORDINARY SCHOOL ACCOMMODATION**  
**USER DEPARTMENT: EDUCATION**  
[**List sorted alphabetically per Education District", then "Name of School"**]

No.	PROPERTY DESCRIPTION / NAME OF SCHOOL	TYPE OF SCHOOL	EDUCATION DISTRICT	SUBURB	TOWN	CEMIS Nr
85	WELTEVREDE NGK PRIM.(WORCE	Primary School	CAPE WINELANDS	Worcester	Worcester	130337951
86	Welvaart NGK Prim.	Primary School	CAPE WINELANDS	Ceres	Ceres	126336874
87	Welville EK Prim.	Primary School	CAPE WINELANDS	Bonnievale	Bonnievale	117337838
88	Willem Buchholz NGK Prim.	Primary School	CAPE WINELANDS	Robertson	Robertson	128337668
89	WORCESTER MOSLEM PRIMËR	Primary School	CAPE WINELANDS	ESSELEN PARK	WORCESTER	130338001
90	Worcester NGK Oefen Prim.	Primary School	CAPE WINELANDS	PARKERSDAM	WORCESTER	130338117
91	Worcester RK Prim.	Intermediate School	CAPE WINELANDS	PARKERSDAM	WORCESTER	130338400
92	BAARTMANSFONTEIN NGK PRIM.	Primary School	EDEN AND CENTRAL KAROO	Laingsburg	Laingsburg	140337331
93	Amalienstein LB Prim.	Primary School	EDEN AND CENTRAL KAROO	Ladismith	Ladismith	123358282
94	Avontuur LB Prim.	Primary School	EDEN AND CENTRAL KAROO	Avontuur	Avontuur	125357758
95	Bracken Hill EK Prim.	Primary School	EDEN AND CENTRAL KAROO	Knysna	Knysna	119356735
96	Britsevlakte NGK Prim.	Primary School	EDEN AND CENTRAL KAROO	Uniondale	Uniondale	125357871
97	Dankoord VGK Prim.	Primary School	EDEN AND CENTRAL KAROO	Ladismith	Ladismith	123356883
98	De Hoop Laer.	Primary School	EDEN AND CENTRAL KAROO	Haarlem	Haarlem	125357847
99	De Jager VGK Prim.	Primary School	EDEN AND CENTRAL KAROO	Buffelsdrift	Buffelsdrift	124358118
100	Diepkloof VGK Prim.	Primary School	EDEN AND CENTRAL KAROO	George	George	118356271
101	Excelsior VGK Prim.	Intermediate School	EDEN AND CENTRAL KAROO	BERGSIG	CALITZDORP	122356018
102	Franken VGK Prim.	Intermediate School	EDEN AND CENTRAL KAROO	Herold	Herold	118356476
103	Geelhoutboom VGK Prim.	Primary School	EDEN AND CENTRAL KAROO	Blanco	Blanco	118356298
104	Goedgegun VGK Prim.	Primary School	EDEN AND CENTRAL KAROO	Riversdal	Riversdal	121357588
105	Grootkraal UCC Prim.	Primary School	EDEN AND CENTRAL KAROO	Bridgton	Bridgton	124356182
106	Harkerville EK Prim.	Primary School	EDEN AND CENTRAL KAROO	Harkerville	Harkerville	119356689
107	Hibernia VGK Prim.	Primary School	EDEN AND CENTRAL KAROO	LEVALLIA	GEORGE	118356301
108	Hoeko VGK Prim.	Primary School	EDEN AND CENTRAL KAROO	Ladismith	Ladismith	123356891
109	Holy Cross Prim. (George)	Primary School	EDEN AND CENTRAL KAROO	GEORGE CENTRAL	GEORGE	118104601
110	Hotomskloof Prim.	Primary School	EDEN AND CENTRAL KAROO	Bridgmanville	Bridgmanville	124356247
111	Klipdrift EK Prim.	Primary School	EDEN AND CENTRAL KAROO	Herold	Herold	118356409
112	Kommandantsdrift SSKV Prim.	Primary School	EDEN AND CENTRAL KAROO	Herold	Herold	125358339



**TEMPLATE 2.2: SCHEDULE OF ACCOMMODATION CURRENTLY OCCUPIED BY WCED - LEASED ORDINARY SCHOOL ACCOMMODATION**  
**USER DEPARTMENT: EDUCATION**  
[**List sorted alphabetically per Education District", then "Name of School"**]

No.	PROPERTY DESCRIPTION / NAME OF SCHOOL	TYPE OF SCHOOL	EDUCATION DISTRICT	SUBURB	TOWN	CEMIS Nr
113	Kranshoek Prim.	Primary School	EDEN AND CENTRAL KAROO	KRANTSHOEK	KRANTSHOEK	119356875
114	Kruisrivier EK Prim.	Primary School	EDEN AND CENTRAL KAROO	Riversdal	Riversdal	121358207
115	Kruisrivier-Wes UCC Prim.	Primary School	EDEN AND CENTRAL KAROO	Bridgton	Bridgton	122356115
116	Lancewood Prim.	Primary School	EDEN AND CENTRAL KAROO	George-Oos	George-Oos	118358185
117	Lategansvlei SSKV Prim.	Primary School	EDEN AND CENTRAL KAROO	Oudtshoorn	Oudtshoorn	124358665
118	Layton NGK Prim.	Primary School	EDEN AND CENTRAL KAROO	Beaufort Wes	Beaufort Wes	139367044
119	Maddison Prim.	Primary School	EDEN AND CENTRAL KAROO	Beaufort-Wes	Beaufort-Wes	139360023
120	Matjiesfontein LB Prim.	Primary School	EDEN AND CENTRAL KAROO	MATJIESFONTEIN	MATJIESFONTEIN	140337307
121	Melkhoutfontein Prim.	Intermediate School	EDEN AND CENTRAL KAROO	Melkhoutfontein	Melkhoutfontein	121357375
122	Mooi Uitsig Prim No.2	Primary School	EDEN AND CENTRAL KAROO	Oudtshoorn	Oudtshoorn	124350680
123	Mosselbaai EK Prim (All Saints)	Primary School	EDEN AND CENTRAL KAROO	MOSSEL BAY	MOSSEL BAY	120357057
124	Rodewal UCC Prim.	Primary School	EDEN AND CENTRAL KAROO	Oudtshoorn	Oudtshoorn	124358258
125	Rooiberg SSKV Prim.	Primary School	EDEN AND CENTRAL KAROO	Oudtshoorn	Oudtshoorn	124356204
126	Rooirivier VGK Prim.	Primary School	EDEN AND CENTRAL KAROO	De Rust	De Rust	125357820
127	Ruigtevlei Prim.	Primary School	EDEN AND CENTRAL KAROO	Sedgefield	Sedgefield	119350311
128	Sacred Heart RK Prim.	Primary School	EDEN AND CENTRAL KAROO	BRIDGETON	OUTDSHOORN	124357154
129	Scheeperskraal SSKV Prim.	Primary School	EDEN AND CENTRAL KAROO	Oudtshoorn	Oudtshoorn	124358673
130	Seekoegat VGK Prim.	Primary School	EDEN AND CENTRAL KAROO	Klaarstroom	Klaarstroom	142366781
131	St. Blaize RK Prim	Primary School	EDEN AND CENTRAL KAROO	BOPLAAS	MOSSEL BAY	120358312
132	St. Konrad RK Prim.	Primary School	EDEN AND CENTRAL KAROO	DYSSELDORP	DYSSELDORP	124357162
133	ST. LUKE'S (EC) SCHOOL	Primary School	EDEN AND CENTRAL KAROO	Mosselbaai	Mosselbaai	120357030
134	ST. MARY'S RK PRIM. (GEORGE)	Primary School	EDEN AND CENTRAL KAROO	ROSEMORE	GEORGE	118356425
135	ST. PAUL'S EK PRIM.(GEORGE)	Intermediate School	EDEN AND CENTRAL KAROO	LEVALLIA	GEORGE	118356360
136	Vlakteplaas UCC Prim.	Primary School	EDEN AND CENTRAL KAROO	De Rust	De Rust	124356239
137	VONDELING NAK PRIM.	Primary School	EDEN AND CENTRAL KAROO	Witsand	Witsand	116337242
138	W.J. Le Roux LB Prim.	Primary School	EDEN AND CENTRAL KAROO	Ladismith	Ladismith	123357014
139	Waboomskraal VGK Prim.	Primary School	EDEN AND CENTRAL KAROO	George	George	118356492
140	Warmbad-Spa Prim.	Primary School	EDEN AND CENTRAL KAROO	Oudtshoorn	Oudtshoorn	122356123

**TEMPLATE 2.2: SCHEDULE OF ACCOMMODATION CURRENTLY OCCUPIED BY WCED - LEASED ORDINARY SCHOOL ACCOMMODATION**  
**USER DEPARTMENT: EDUCATION**  
[List sorted alphabetically per Education District", then "Name of School"]

No.	PROPERTY DESCRIPTION / NAME OF SCHOOL	TYPE OF SCHOOL	EDUCATION DISTRICT	SUBURB	TOWN	CEMIS Nr
141	Welbedacht UCC Prim.	Primary School	EDEN AND CENTRAL KAROO	Oudtshoorn	Oudtshoorn	124356166
142	Zeekoegat VGK Prim.	Primary School	EDEN AND CENTRAL KAROO	Oudtshoorn	Oudtshoorn	124357219
143	Zoar EK Prim.	Primary School	EDEN AND CENTRAL KAROO	ZOAR	ZOAR	123357022
144	Zoar R.P. Botha VGK Prim.	Intermediate School	EDEN AND CENTRAL KAROO	ZOAR	ZOAR	123356913
145	Habibia Prim.	Primary School	METRO CENTRAL	RYLANDS	CITY OF CAPE TOWN	105486027
146	Holy Cross RC Prim.	Primary School	METRO CENTRAL	ZONNEBLOEM	CITY OF CAPE TOWN	103316369
147	Oranjekloof Mor Prim.	Primary School	METRO CENTRAL	HOUT BAY	CITY OF CAPE TOWN	105316660
148	Regina Coeli RC Prim.	Primary School	METRO CENTRAL	BELGRAVIA	CITY OF CAPE TOWN	105486043
149	Schotschekloof Mos Prim.	Primary School	METRO CENTRAL	SCHOTSCHEKLOOF	CITY OF CAPE TOWN	103316636
150	St. Agnes's Prim.	Primary School	METRO CENTRAL	WOODSTOCK	CITY OF CAPE TOWN	103304603
151	St. John's RC Prim.	Primary School	METRO CENTRAL	KENSINGTON	CITY OF CAPE TOWN	103328316
152	ST. MARY'S PRIM. (GARDENS)	Primary School	METRO CENTRAL	CAPE TOWN CITY CENT	CITY OF CAPE TOWN	103304605
153	ST. PAUL'S PRIM. (WYNB)	Primary School	METRO CENTRAL	SCHOTSCHEKLOOF	CITY OF CAPE TOWN	103311898
154	St. Raphael's RC Prim.	Primary School	METRO CENTRAL	ATHLONE	CITY OF CAPE TOWN	105486086
155	St. Theresa R.C. Prim.	Primary School	METRO CENTRAL	WELCOME	CITY OF CAPE TOWN	105486094
156	Talfalah Prim.	Primary School	METRO CENTRAL	MANENBERG	CITY OF CAPE TOWN	105480746
157	Walmer Estate Prim.	Primary School	METRO CENTRAL	ZONNEBLOEM	CITY OF CAPE TOWN	103310379
158	Wesley Met. Practising School	Primary School	METRO CENTRAL	SALT RIVER	CITY OF CAPE TOWN	103316725
159	Zonnebloem Boys Prim.	Primary School	METRO CENTRAL	ZONNEBLOEM	CITY OF CAPE TOWN	103316733
160	Zonnebloem Girls Prac. Sch.	Primary School	METRO CENTRAL	ZONNEBLOEM	CITY OF CAPE TOWN	103316741
161	Zonnebloem Nest Senior School	Secondary School	METRO CENTRAL	ZONNEBLOEM	CITY OF CAPE TOWN	103310328
162	Kraaifontein Ame Prim.	Primary School	METRO EAST	EIKENDAL	CITY OF CAPE TOWN	101326615
163	Loreto Prim.	Primary School	METRO EAST	STRAND	CITY OF CAPE TOWN	111000840
164	Somerset-Wes Met Prim.	Primary School	METRO EAST	SOMERSET WEST	CITY OF CAPE TOWN	110327301
165	St. Paul's Prim.	Primary School	METRO EAST	FAURE	CITY OF CAPE TOWN	109327255
166	Strand Mos Prim.	Primary School	METRO EAST	STRAND	CITY OF CAPE TOWN	111327247
167	Attie Van Wyk VGK Prim.	Primary School	METRO NORTH	CAPE FARMS - DISTRICT	CITY OF CAPE TOWN	101328197
168	Blue Mountains Prim.	Primary School	METRO NORTH	WESTERDALE	CITY OF CAPE TOWN	101328146
169	KLIPHEUWEL PRIM.	Primary School	METRO NORTH	MIKPUNT	CITY OF CAPE TOWN	132326011

**TEMPLATE 2.2: SCHEDULE OF ACCOMMODATION CURRENTLY OCCUPIED BY WCED - LEASED ORDINARY SCHOOL ACCOMMODATION**  
**USER DEPARTMENT: EDUCATION**  
[List sorted alphabetically per Education District", then "Name of School"]]

No.	PROPERTY DESCRIPTION / NAME OF SCHOOL	TYPE OF SCHOOL	EDUCATION DISTRICT	SUBURB	TOWN	CEMIS Nr
170	Marian RC Sec.	Secondary School	METRO NORTH	ADRIAANSE	CITY OF CAPE TOWN	102489220
171	Matroos. Holy Trinity RC Prim.	Primary School	METRO NORTH	ADRIAANSE	CITY OF CAPE TOWN	102486035
172	Pella Mor Prim.	Primary School	METRO NORTH	PELLA	CITY OF CAPE TOWN	132476994
173	ST. AUGUSTINE'S RC PRIM. PARO	Primary School	METRO NORTH	MODDERDAM	CITY OF CAPE TOWN	101326003
174	The Valley Prim.	Primary School	METRO NORTH	CAPE FARMS - DISTRICT	CITY OF CAPE TOWN	101321990
175	Vaatjie Mor Prim.	Primary School	METRO NORTH	CAPE FARMS - DISTRICT	CITY OF CAPE TOWN	132477486
176	Capricorn Prim	Primary School	METRO SOUTH	VRYGROND	CITY OF CAPE TOWN	104316849
177	Christian David Mor Prim.	Primary School	METRO SOUTH	STEENBERG	CITY OF CAPE TOWN	105316644
178	Dietrich Mor Prim.	Primary School	METRO SOUTH	PHILIPPI	CITY OF CAPE TOWN	106486019
179	Douglas Road Prim.	Primary School	METRO SOUTH	WYNBERG	CITY OF CAPE TOWN	105310212
180	Grassy Park Ec Prim.	Primary School	METRO SOUTH	GRASSY PARK	CITY OF CAPE TOWN	105316199
181	Immaculata RK Sec.	Secondary School	METRO SOUTH	WYNBERG	CITY OF CAPE TOWN	105319228
182	KLIPFONTEIN MET PRIM.	Primary School	METRO SOUTH	PHILIPPI	CITY OF CAPE TOWN	106496006
183	Muhammadiyah Mos Prim.	Primary School	METRO SOUTH	WYNBERG	CITY OF CAPE TOWN	105316024
184	Ottery Road (Meth.) Prim.	Primary School	METRO SOUTH	WYNBERG	CITY OF CAPE TOWN	105316407
185	St. Anne's Prim.	Primary School	METRO SOUTH	PLUMSTEAD	CITY OF CAPE TOWN	105304604
186	St. Anthony's RC Prim.	Primary School	METRO SOUTH	HEATHFIELD	CITY OF CAPE TOWN	105316172
187	St. Augustine's RC Prim.	Primary School	METRO SOUTH	WYNBERG	CITY OF CAPE TOWN	105316288
188	St. Clements RC Prim.	Primary School	METRO SOUTH	LOTUS RIVER	CITY OF CAPE TOWN	105316687
189	St. James RC Prim.	Primary School	METRO SOUTH	KALK BAY	CITY OF CAPE TOWN	104316466
190	ST. MARY'S (RC) PRIM (NYANGA)	Primary School	METRO SOUTH	NYANGA	CITY OF CAPE TOWN	106490628
191	ST. MARY'S RC PRIM.(RETREAT)	Primary School	METRO SOUTH	RETREAT	CITY OF CAPE TOWN	105316520
192	Star Of The Sea Convent Prim.	Primary School	METRO SOUTH	ST JAMES	CITY OF CAPE TOWN	104304606
193	Lemoenshoek NGK Prim.	Primary School	OVERBERG	Barrydale	Barrydale	117337846
194	Akkerboom Prim.	Primary School	OVERBERG	Barrydale	Barrydale	117337862
195	Arieskraal SSKV Prim.	Primary School	OVERBERG	Grabouw	Grabouw	114336394
196	Berea Mor Prim.	Primary School	OVERBERG	GENADENDAL	GENADENDAL	114336599
197	BLOEMENHOF NGK PRIM.	Primary School	OVERBERG	Riviersonderend	Riviersonderend	114336696
198	Boontjieskraal Prim.	Primary School	OVERBERG	Caledon	Caledon	114336440

**TEMPLATE 2.2: SCHEDULE OF ACCOMMODATION CURRENTLY OCCUPIED BY WCED - LEASED ORDINARY SCHOOL ACCOMMODATION**  
**USER DEPARTMENT: EDUCATION**  
[**List sorted alphabetically per Education District", then "Name of School"**"]

No.	PROPERTY DESCRIPTION / NAME OF SCHOOL	TYPE OF SCHOOL	EDUCATION DISTRICT	SUBURB	TOWN	CEMIS Nr
199	De Rust Futura Akademie	Combined School	OVERBERG	Grabouw	Grabouw	114336734
200	Dennegeur NGK Prim.	Primary School	OVERBERG	Grabouw	Grabouw	114336742
201	Diepgat NGK Prim.	Primary School	OVERBERG	Caledon	Caledon	114336432
202	Elandsrivier NGK Prim.	Primary School	OVERBERG	Villiersdorp	Villiersdorp	114336351
203	Elim Mor Prim.	Intermediate School	OVERBERG	ELIM	CAPE AGULHAS RURAL	113336181
204	GLEN ELGIN MOR PRIM.	Primary School	OVERBERG	Elgin	Elgin	114336653
205	Kleinfontein Prim.	Primary School	OVERBERG	Swellendam	Swellendam	117337714
206	Klipdale EK Prim.	Primary School	OVERBERG	KLIPDALE	KLIPDALE	113336017
207	Kluitjieskraal NGK Prim.	Primary School	OVERBERG	Swellendam	Swellendam	117337722
208	L.R. Schmidt Mor Prim.	Primary School	OVERBERG	GENADENDAL	GENADENDAL	114336602
209	Maxonia NGK Prim.	Primary School	OVERBERG	Grabouw	Grabouw	114336750
210	MONTEITH SSKV PRIM.	Primary School	OVERBERG	Grabouw	Grabouw	114336491
211	Ouplaas EK Prim.	Primary School	OVERBERG	Bredasdorp	Bredasdorp	113336068
212	St. John's EK Prim.	Primary School	OVERBERG	BUFFELJAGSRIVIER	BUFFELJAGSRIVIER	117337765
213	St. Michael's EK Prim.	Primary School	OVERBERG	Grabouw	Grabouw	114336254
214	St. Paul's Laer	Primary School	OVERBERG	Gansbaai	Gansbaai	115336548
215	Teslaarsdal Prim.	Primary School	OVERBERG	TESSELAARSDAL	THEEWATERSKLOOF RU	114330264
216	The Glebe Prim.	Primary School	OVERBERG	CALEDON	CALEDON/MYDDLETON	114336513
217	Uitvlug VGK Prim.	Primary School	OVERBERG	Swellendam	Swellendam	117337749
218	Vleiplaas NGK Prim.	Primary School	OVERBERG	Barrydale	Barrydale	117337854
219	Weltevrede VGK Prim. (Barryd)	Primary School	OVERBERG	Barrydale	Barrydale	117337889
220	Berghof NGK Prim.	Primary School	WEST COAST	Porterville	Porterville	133476064
221	Bitterfontein Prim.	Primary School	WEST COAST	BITTERFONTEIN	BITTERFONTEIN	137340359
222	Bloemendal NGK Prim.	Primary School	WEST COAST	Malmesbury	Malmesbury	132476099
223	Booysendal NGK Prim.	Primary School	WEST COAST	Vredendal	Vredendal	138347418
224	Breevlei Prim	Primary School	WEST COAST	Piketberg	Piketberg	136476145
225	Carl Schreve (Mor) Prim.	Primary School	WEST COAST	WITTEWATER	BERGRIVIER RURAL	133477613
226	Chatsworth Ame Prim.	Primary School	WEST COAST	GREATER CHATSWORT	MALMESBURY	132476161
227	E.J. Malgarte Prim.	Primary School	WEST COAST	STOMPNEUS VILLAGE	ST HELENA BAY	134477400

**TEMPLATE 2.2: SCHEDULE OF ACCOMMODATION CURRENTLY OCCUPIED BY WCED - LEASED ORDINARY SCHOOL ACCOMMODATION**  
**USER DEPARTMENT: EDUCATION**  
 [List sorted alphabetically per Education District", then "Name of School"]

No.	PROPERTY DESCRIPTION / NAME OF SCHOOL	TYPE OF SCHOOL	EDUCATION DISTRICT	SUBURB	TOWN	CEMIS Nr
228	Elandsfontein NGK Prim.	Primary School	WEST COAST	Clanwilliam	Clanwilliam	136476358
229	Elizabethfontein Mor Prim.	Primary School	WEST COAST	Clanwilliam	Clanwilliam	136476331
230	Engelbrecht NGK Prim.	Primary School	WEST COAST	ELANDS BAY	ELANDS BAY	133477702
231	Goedverwacht Mor Prim.	Primary School	WEST COAST	GOEDVERWACHT	BERGRIVIER RURAL	133476412

**TEMPLATE 2.2: SCHEDULE OF ACCOMMODATION CURRENTLY OCCUPIED BY WCED - LEASED ORDINARY SCHOOL ACCOMMODATION**  
**USER DEPARTMENT: EDUCATION**  
[**List sorted alphabetically per Education District", then "Name of School"**"]

No.	PROPERTY DESCRIPTION / NAME OF SCHOOL	TYPE OF SCHOOL	EDUCATION DISTRICT	SUBURB	TOWN	CEMIS Nr
232	Groenvlei Prim.	Primary School	WEST COAST	Piketberg	Piketberg	133470155
233	H.P. Williams LS.	Primary School	WEST COAST	STOMPNEUS BAY	ST HELENA BAY	134309604
234	Hexrivier NGK Prim.	Primary School	WEST COAST	Posbus 197	Posbus 197	136476471
235	Kapel NGK Prim.	Primary School	WEST COAST	Klawer	Klawer	138347213
236	Karookop Prim.	Primary School	WEST COAST	Piketberg	Piketberg	133476552
237	Kleinkarnmelkvlei NGK Prim.	Primary School	WEST COAST	Moorreesburg	Moorreesburg	135476609
238	Koekenaap VGK Prim.	Primary School	WEST COAST	KOEKENAAP	MATZIKAMA RURAL	138347086
239	Koranrug Prim.	Primary School	WEST COAST	Darling	Darling	132476676
240	Koringberg Prim.	Primary School	WEST COAST	KORINGBERG	KORINGBERG	132470228
241	Kromland NGK Prim.	Primary School	WEST COAST	Graafwater	Graafwater	136476692
242	Kweekkraal NGK Prim.	Primary School	WEST COAST	Citrusdal	Citrusdal	136476706
243	Langvlei SSKV Prim.	Primary School	WEST COAST	Graafwater	Graafwater	136476722
244	Leipoldtville NGK Prim.	Primary School	WEST COAST	Leipoldtville	Leipoldtville	136476749
245	Middeldevrlei NGK Prim.	Primary School	WEST COAST	PIKETBERG	PIKETBERG	133476838
246	Morning Star NGK Prim.	Primary School	WEST COAST	Darling	Darling	132476870
247	Noordhoek NGK Prim.	Primary School	WEST COAST	Citrusdal	Citrusdal	136476889
248	Nuhoop NGK Prim.	Primary School	WEST COAST	Porterville	Porterville	133476897
249	Nuwefontein Prim.	Primary School	WEST COAST	Kliprand	Kliprand	137340391
250	Paardekop NGK Prim.	Primary School	WEST COAST	Citrusdal	Citrusdal	136476943
251	Rietpoort RK Prim.	Intermediate School	WEST COAST	RIETPOORT	RIETPOORT	137346934
252	Sandberg NGK Prim.	Primary School	WEST COAST	Graafwater	Graafwater	136477141
253	Skilpadvlei NGK Prim.	Primary School	WEST COAST	Moorreesburg	Moorreesburg	135477230
254	St. Boniface (Rk) Prim.	Intermediate School	WEST COAST	Rietpoort	Rietpoort	137346942
255	Steenberg's Cove Prim.	Primary School	WEST COAST	STEENBERG'S COVE	ST HELENA BAY	134477346
256	Welgemeend NGK Prim.	Primary School	WEST COAST	Malmesbury	Malmesbury	132328049
257	Weltevreden NGK Prim.	Primary School	WEST COAST	Riebeek-Wes	Riebeek-Wes	132477664
258	Wupperthal Mor Prim.	Intermediate School	WEST COAST	Wupperthal	Wupperthal	136477621

**TEMPLATE 2.2: SCHEDULE OF ACCOMMODATION CURRENTLY OCCUPIED BY WCED - LEASED ORDINARY SCHOOL ACCOMMODATION**

**USER DEPARTMENT: EDUCATION**

[List sorted alphabetically per Education District", then "Name of School"]

No.	PROPERTY DESCRIPTION / NAME OF SCHOOL	TYPE OF SCHOOL	EDUCATION DISTRICT	SUBURB	TOWN	CEMIS Nr
	<b>Summary</b>					
	Primary School	238				
	Secondary School	3				
	Combined School	1				
	Intermediate School	16				
		<b>258</b>				

OWNERSHIP	AMOUNT
State Owned	1189
Leased	258
Pre-Primary	8
<b>TOTAL</b>	<b>1455</b>



**TEMPLATE 2.3: SCHEDULE OF ACCOMMODATION CURRENTLY OCCUPIED BY WCED - STATE OWNED LSEN ACCOMMODATION**
**USER DEPARTMENT: EDUCATION**

[List sorted alphabetically per Education District", then "Name of School"]

No.	PROPERTY DESCRIPTION / NAME OF SCHOOL	TYPE OF SCHOOL	EDUCATION DISTRICT	SUBURB	TOWN	CEMIS Nr
1	Dorothea Spesiale Skool	Special School	Cape Winelands	Cloetesville	Stellenbosch	0109329754
2	Eden Skool	Special School	Cape Winelands	Worcester	Worcester	0130334634
3	Eureka Jeugsentrum	Special Youth Centre	Cape Winelands	Rawsonville	Rawsonville	0130447838
4	Langerugskool	Special School	Cape Winelands	Worcester	Worcester	0100000436
5	Ligstraal Skool	Special School	Cape Winelands	Paarl	Paarl	0108474126
6	Wellington Jeugsorg En Onderwysentrum	Youth Centre	Cape Winelands	Wellington	Wellington	0112447811
7	Carpe Diem Skool	Special School	Eden And Central Karoo	George	George	0118456233
8	Die Bult Jeugsentrum	Youth Centre	Eden And Central Karoo	George	George	0118447862
9	Eljada-Kairos Skool	Special School	Eden And Central Karoo	Oudtshoorn	Oudtshoorn	0124447889
10	Olympia Skool	School of Skills	Eden And Central Karoo	Pacaltsdorp	Pacaltsdorp	0118447846
11	Oudtshoorn School Of Skills	School of Skills	Eden And Central Karoo	Oudtshoorn	Oudtshoorn	0100000119
12	Van Kervel Spesiale Skool.	School of Skills	Eden And Central Karoo	George	George	0118102203
13	Alpha Skool	Special School	Metro Central	Woodstock	Cape Town	0103484644
14	Astra Skool	Special School	Metro Central	Montana	Bellville	0102484679
15	Batavia Spesiale Skool	School of Skills	Metro Central	Claremont	Wynberg	0105302200
16	Bel Porto Skool	Special School	Metro Central	Lansdowne	Wynberg	0105315601
17	De Grendel Spesiale Skool	School of Skills	Metro Central	Milnerton	Cape Town	0103302201
18	Erosskool	Special School	Metro Central	Bridgetown	Athlone	0105484652
19	Groote Schuur Hospitaal Skool	Hospital School	Metro Central	Observatory	Cape Town	0103305600
20	Maitland Cottage Home	Hospital School	Metro Central	Newlands	Wynberg	0105315036
21	Mary Kihn School	Special School	Metro Central	Observatory	Cape Town	0105309608
22	Molenbeek Skool	Special School	Metro Central	Maitland	Cape Town	0103315608
23	Nompumelelo Skool	Special School	Metro Central	Gugulethu	Cape Town	0103000129
24	Red Cross Children'S Hospital	Hospital School	Metro Central	Rondebosch	Cape Town	0103305603
25	Siviwe School Of Skills	School of Skills	Metro Central	Gugulethu	Cape Town	0106008228
26	Tembaletu	Special School	Metro Central	Gugulethu	Cape Town	0106000113
27	Vera-School	Special School	Metro Central	Rondebosch East	Cape Town	0105315612
28	Axios School Of Skills	School of Skills	Metro East	Faure	Faure	0107008381
29	Khayelitsha Lsen School	Special School	Metro East	Mitchells Plain	Khayelitsha	0106324531
30	Lathi-Tha School Of Skills	School of Skills	Metro East	Khayelitsha	Khayelitsha	0106008368
31	Rusthof Skool	Special School	Metro East	Somerset West	Somerset West	0110324159
32	Westcliff Spesiale Skool	School of Skills	Metro East	Sanlam Hof	Bellville	0101302204
33	Atlantis Vaardigheidskool	School of Skills	Metro North	Atlantis	Atlantis	0132447897
34	Bet-El Skool Vir Epileptici	Special School	Metro North	Kuilsrivier	Kuilsrivier	0107324647
35	Bishops School Of Skills	School of Skills	Metro North	Bishop Lavis	Bellville	0100000073
36	Carel Du Toit Sentrum.	Special School	Metro North	Parow Central	Parow	0101301602
37	Filia Skool	Special School	Metro North	Vasco Estate	Goodwood	0102484636
38	Florida Vaardigheidskool	School of Skills	Metro North	Ruyterwacht	Goodwood	0101324795
39	Oasis Special School	Special School	Metro North	Belhar	Bellville	0101324639
40	Robinhill Special School	Special School	Metro North	Beacon Hill	Atlantis	0132329746

**TEMPLATE 2.3: SCHEDULE OF ACCOMMODATION CURRENTLY OCCUPIED BY WCED - STATE OWNED LSEN ACCOMMODATION**

**USER DEPARTMENT: EDUCATION**

[List sorted alphabetically per Education District", then "Name of School"]

No.	PROPERTY DESCRIPTION / NAME OF SCHOOL	TYPE OF SCHOOL	EDUCATION DISTRICT	SUBURB	TOWN	CEMIS Nr
41	Tafelbergskool	Special School	Metro North	Bothasig	Goodwood	0105315611
42	Tygerberg Hospitaalskool	Hospital School	Metro North	Parow Industria	Parow	0101305604
43	Agapeskool	Special School	Metro South	Tafelsig	Mitchell'S Plain	0106494631
44	Beacon Skool	Special School	Metro South	Westridge	Mitchell'S Plain	0106494623
45	Blouville Skool	Special School	Metro South	Retreat	Wynberg	0105314196
46	Cafda School Of Skills	School of Skills	Metro South	Retreat	Wynberg	0105314387
47	Glenbridge Special School	Special School	Metro South	Heathfield	Wynberg	0105315606
48	Lentegeur School For Lsen-Smh	Special School	Metro South	Lentegeur	Mitchell'S Plain	0106494615
49	Mitchell'S Plain School Of Skills	School of Skills	Metro South	Rocklands	Mitchell'S Plain	0106008227
50	Ocean View Skool	Special School	Metro South	Ocean View	Cape Town	0104314706
51	Ottery Jeugsorg En Onderwyssentrum	Youth Centre	Metro South	Ottery	Wynberg	0105447900
52	Agulhas School Of Skills	School of Skills	Overberg	Napier	Napier	0113008387
53	Karitas Skool	Special School	West Coast	Louwville	Vredenburg	0134324663
54	Riebeeck Valley Special School	School of Skills	West Coast	Riebeeck-West	Riebeeck-West	0132324671
55	Weskus Spesiale Skool	School of Skills	West Coast	Saldanha	Saldanha	0134302600
56	PAARL VAARDIGHEIDSKOOL	School of Skills	Cape Winelands	Paarl	Paarl	<a href="#">108447870</a>

<b>Summary</b>	
Hospital School	4
School of Skills	18
Special School	30
Special Youth Centre	1
Youth Centre	3
	<b>56</b>

**TEMPLATE 2.4: SCHEDULE OF ACCOMMODATION CURRENTLY OCCUPIED BY WCED - LEASED LSEN ACCOMMODATION**

**USER DEPARTMENT: EDUCATION**

[List sorted alphabetically per Education District", then "Name of School"]

No.	PROPERTY DESCRIPTION / NAME OF SCHOOL	TYPE OF SCHOOL	EDUCATION DISTRICT	SUBURB	TOWN	CEMIS Nr
1	De La Bat-Skool	Special School	Cape Winelands	Worcester	Worcester	0130315604
2	Nuwe Hoop-Sentrum	Special School	Cape Winelands	Worcester	Worcester	0130334626
3	Pionier-Skool	Special School	Cape Winelands	Worcester	Worcester	0130315610
4	Steinthal Sek.	School of Skills	Cape Winelands	Tulbagh	Tulbagh	0129333050
5	Dominican Grimley-School	Special School	Metro Central	Hout Bay	Cape Town	0103315605
6	Mary Harding Skool	Special School	Metro Central	Athlone	Athlone	0105484628
7	St. Joseph'S School	Special School	Metro Central	Montana	Bellville	0102316490
8	Vista Nova-School	Special School	Metro Central	Rondebosch	Cape Town	0105315613
9	Alta Du Toit Skool	Special School	Metro East	Kuilsrivier	Kuilsrivier	0107315600
10	Jan Kriel-Skool	Special School	Metro East	Kuilsrivier	Kuilsrivier	0107315607
11	Noluthando Sch. For The Deaf	Special School	Metro East	Khayelitsha-Green Point	Khayelitsha	0106000108
12	Paarl-Skool Vir Neuraal Gestremde K	Special School	Metro East	Brackenfell Central	Bellville	0107315609
13	Athlone Skool Vir Blindes	Special School	Metro North	Bellville South	Bellville	0101324612
14	Chere Botha Skool	Special School	Metro North	Oakdale	Bellville	0101328529
15	Dominikaanse Skool Vir Dowes	Special School	Metro South	Wynberg	Cape Town	0105314633
16	Mispah-Skool	Special School	Overberg	Elim	Elim	0113334642

<b>Summary</b>	
Hospital School	0
School of Skills	1
Special School	15
Special Youth School	0
Youth Centre	0
	<b>16</b>

<b>OWNERSHIP</b>	<b>AMOUNT</b>
State Owned	56
Leased	16
<b>TOTAL</b>	<b>72</b>

**TEMPLATE 2.5: SCHEDULE OF ACCOMMODATION CURRENTLY OCCUPIED BY WCED - MISCELLANEOUS ACCOMMODATION**

**USER DEPARTMENT: EDUCATION**

**[List sorted alphabetically per Education District", then "Name of School"]**

No.	PROPERTY DESCRIPTION / NAME OF SCHOOL	TYPE OF SCHOOL	EDUCATION DISTRICT	SUBURB	TOWN	CEMIS Nr	LEASED FACILITIES
1	Frank Pietersen Musieksentrum	Music Centre	Cape Winelands	Paarl	Paarl	0108474134	Yes
2	Hugo Naude Kunssentrum	Art Centre	Cape Winelands	Wocerster	Worcester	0130319600	No
3	P J Olivier Kunssentrum	Art Centre	Cape Winelands	Stellenbosch	Stellenbosch	0109319601	No
4	The Jack Meyer Art Centre	Art Centre	Cape Winelands	Paarl	Paarl	0108319604	No
5	Wes-Kaap Jeugtrust	Outdoor Education Centre	Cape Winelands	Stellenbosch	Stellenbosch	0109322601	No
6	Beau Soleil Musieksentrum	Music Centre	Metro Central	Kenilworth	Wynberg	0105318600	No
7	Children's Art Centre	Art Centre	Metro Central	Cape Central	Cape Town	0103319767	Yes
8	EDUMEDIA	Education Technology Centre	Metro Central	Mowbray	Cape Town	0105325607	No
9	Frank Joubert Art Centre	Art Centre	Metro Central	Newlands	Wynberg	0105319603	No
10	Hugo Lambrechts Musieksentrum	Music Centre	Metro North	Parow Central	Parow	0101318601	No
11	Tygerberg Kunssentrum	Art Centre	Metro North	Glen Lilly	Parow	0101319602	No
12	Battswood Kunssentrum	Art Centre	Metro South	Grassy Park	Grassy Park	0105319783	No
13	Centre for Conservation Ed.	Education Museum	Metro South	Wynberg	Wynberg	0105326608	No
14	Genadendal Sendingmuseum	Museum School	Overberg	Genadendal	Genadendal	0130006082	No
15	Skool in die Wildernis	Outdoor Education Centre	Overberg	Villiersdorp	Villiersdorp	0114322600	No

<b>Summary</b>	
Art Centre	7
Education Museum	1
Education Technology Centre	1
Museum School	1
Music Centre	3
Outdoor Education Centre	2
	<b>15</b>

**TEMPLATE 2.6: SCHEDULE OF ACCOMMODATION CURRENTLY OCCUPIED BY WCED - STATE OWNED OFFICE ACCOMMODATION**  
**USER DEPARTMENT: EDUCATION**  
[**List sorted alphabetically per Education District", then "Name of School"**]

No.	PROPERTY DESCRIPTION / NAME OF SCHOOL	TYPE OF SCHOOL	EDUCATION DISTRICT	SUBURB	TOWN	CEMIS Nr	NOTES
1	Cape Winelands Education District	District Office	Cape Winelands	Worcester	Worcester	0100000017	
2	West Coast Education District	District Office	Cape Winelands	Paarl	Paarl	0108007964	District office to move to Malmesbury
3	Wocerster District Office	Regional Office	Cape Winelands	Worcester	Worcester	0130335517	
4	Ceres SatelliteOffice	Satellite Office	Cape Winelands	Ceres	Ceres	0100000245	
5	Beaufort-West Satellite Office	Satellite Office	Eden and Central Karoo	Beaufort West	Beaufort West	0139007182	
6	Mossel Bay Satellite Office	Satellite Office	Eden and Central Karoo	Mossel Bay	Mossel Bay	0100000247	
7	Oudtshoorn satellite Office	Satellite Office	Eden and Central Karoo	Oudtshoorn	Oudtshoorn	0100000249	
8	Metro Central Education District	District Office	Metro Central	Maitland	Cape Town	0105007958	
9	Metro East Education District	District Office	Metro East	Kuilsriver	Kuilsriver	0107007959	
10	Cape Teaching and Leadership Inst.	Head Office	Metro East	De Kuilen	Kuilsriver	0100000242	
11	Metro North Education District	District Office	Metro North	Parow	Parow	0101007960	
12	Metro South Education District	District Office	Metro South	Lenteguer	Mitchell's Plain	0106007961	Request to relocate to Ottery site in progress
13	Fish Hoek Satellite Office	Satellite Office	Metro South	Fish Hoek	Fish Hoek	0100000253	
14	Mitchell's Plain Satellite Office	Satellite Office	Metro South	Lenteguer	Mitchell's Plain	0100000252	
15	Ottery Satellite Office	Satellite Office	Metro South	Ottery	Wynberg	0100000241	
16	Overberg Education District	District Office	Overberg	Caledon	Caledon	0130007962	
17	Clanwilliam Satellite Office	Satellite Office	West Coast	Clanwilliam	Clanwilliam	0100000257	
18	Malmesbury Satellite Office	Satellite Office	West Coast	Malmesbury	Malmesbury	0100000254	
19	Vredenburg Satellite Office	Satellite Office	West Coast	Vredenburg	Vredenburg	0100000256	
20	Vredendal Satellite Office	Satellite Office	West Coast	Vredendal	Vredendal	0100000258	Reconfigureion/alternative accommodation due to zoning problems

<b>Summary</b>	
District Office	7
Head Office	1
Satellite Office	12
	<b>20</b>

**TEMPLATE 2.7: SCHEDULE OF ACCOMMODATION CURRENTLY OCCUPIED BY WCED - LEASED OFFICE ACCOMMODATION**

**USER DEPARTMENT: EDUCATION**

[List sorted alphabetically per Education District", then "Name of School"]

No.	PROPERTY DESCRIPTION / NAME OF SCHOOL	TYPE OF SCHOOL	EDUCATION DISTRICT	SUBURB	TOWN	CEMIS Nr	NOTES
1	Robertson Satellite Office	Satellite Office	Cape Winelands	Robertson	Robertson		
2	Stellenbosch Satellite Office	Satellite Office	Cape Winelands	Stellenbosch	Stellenbosch	0100000243	
3	Eden and Central Karoo Education Circuit 1	Satellite Office	Eden and Central Karoo	Riversdale	Riversdale	0100000168	
4	Eden and Central Karoo Education District	District Office	Eden and Central Karoo	George	George	0100000016	Purchase of the District office and reconstruction a prerequisite.
5	Knysna Satellite Office	Satellite Office	Eden and Central Karoo	Knysna	Knysna	0100000248	
6	Swellendam Service Point	Satellite Office	Overberg	Swellendam	Swellendam		
7	Piketberg Satellite Office	Satellite Office	West Coast	Piketberg	Piketberg	0100000255	Office to be moved to State House at 7 Tuin Street
8	Golden Acre	Head Office		Cape Town	Cape Town		Purchase site for office
9	Grand Central	Head Office		Cape Town	Cape Town		Purchase site for office
10	Hermanus Satellite Office	Satellite Office	Overberg	Hermanus	Hermanus		

Summary	
District Office	1
Head Office	2
Satellite Office	7
	10



**TEMPLATE 2.8: SCHEDULE OF ACCOMMODATION CURRENTLY OCCUPIED BY WCED - ECD ACCOMMODATION**

**USER DEPARTMENT: EDUCATION**

[List sorted alphabetically per Education District", then "Name of School"]

No.	PROPERTY DESCRIPTION / NAME OF SCHOOL	TYPE OF SCHOOL	EDUCATION DISTRICT	SUBURB	TOWN	CEMIS Nr
1	Montagu Pre-Prim.	Preprimary School	Cape Winelands	Montagu	Montagu	0127301205
2	Paarl Hospitaal Pre-Prim.	Preprimary School	Cape Winelands	Paarl	Paarl	0108301206
3	Athlone Preprim.	Preprimary School	Metro Central	Crawford	Athlone	0105484814
4	Harfield Pre-Prim.	Preprimary School	Metro Central	Claremont	Wynberg	0103301600
5	Molteno Road Pre-Prim.	Preprimary School	Metro Central	Claremont	Wynberg	0103301601
6	Trekvoeltjies Preprim.	Preprimary School	Metro Central	Acaccia Park	Goodwood	0102007071
7	Husseland Preprim	Preprimary School	Metro North	Parow Industria	Parow	0101301202
8	Melkbos Preprim.	Preprimary School	Metro North	Melkbosstrand	Cape Town	0132301204

<b>Summary</b>	
Pre-Primary School	8
	<b>8</b>

**TEMPLATE 3.1: CONDITION ASSESSMENT OF BUILDINGS - STATE-OWNED**  
**USER DEPARTMENT: EDUCATION**  
[List sorted alphabetically per Education District", then "Name of School"]

No.	PROPERTY DESCRIPTION / NAME OF SCHOOL	CEMIS Nr	TYPE OF SCHOOL	EDUCATION DISTRICT	SUBURB	TOWN	CONDITION ASSESSMENT
1	ALFRED STAMPER PUB. PRIM.	130041109	Primary School	CAPE WINELANDS	ZWELETEMBA	WORCESTER	3.87
2	BONNE ESPERANCE PRIM.	130330825	Intermediate School	CAPE WINELANDS	DE DOORNS	DE DOORNS	3.5
3	DE KRUISE SEK.	130333409	Secondary School	CAPE WINELANDS	TOUWS RIVER	TOUWS RIVER	3.21
4	F.J. CONRADIE PRIM.	130330361	Primary School	CAPE WINELANDS	DE DOORNS	DE DOORNS	3.21
5	HEXVALLEI HS.	130312225	Combined School	CAPE WINELANDS	DE DOORNS	DE DOORNS	3.54
6	HEXVALLEI SEK.	130333557	Secondary School	CAPE WINELANDS	DE DOORNS	DE DOORNS	3.55
7	P.J.B. CONA PRIM.	130041110	Primary School	CAPE WINELANDS	ZWELETEMBA	WORCESTER	3.3
8	RABIE PRIM.	130330817	Primary School	CAPE WINELANDS	OUTSIDE A TOWN	OUTSIDE A TOWN	0
9	SIBABALWE PRIM.	130041111	Primary School	CAPE WINELANDS	DE DOORNS	DE DOORNS	3.01
10	SIYAFUNKEA PRIM.	130041334	Primary School	CAPE WINELANDS	ZWELETEMBA	WORCESTER	3.65
11	STEENVLIET PRIM.	130330051	Primary School	CAPE WINELANDS	TOUWS RIVER	TOUWS RIVER	2.74
12	TOUWSRIVIER LS.	130309361	Primary School	CAPE WINELANDS	TOUWS RIVER	TOUWS RIVER	3.64
13	VAN CUTSEM COMBINED SCHOOL	130041107	Combined School	CAPE WINELANDS	OUTSIDE A TOWN	OUTSIDE A TOWN	3.67
14	VINKRIVIER PRIM.	128330280	Primary School	CAPE WINELANDS	OUTSIDE A TOWN	OUTSIDE A TOWN	3.01
15	VUSISIZWE SEC	130041103	Secondary School	CAPE WINELANDS	ZWELETEMBA	WORCESTER	3.19
16	AVIAN PARK PRIM.	130007986	Primary School	CAPE WINELANDS	AVIAN PARK	WORCESTER	3.13
17	BREËRIVIER HS.	130333352	Secondary School	CAPE WINELANDS	WORCESTER	WORCESTER	3.28
18	DE TUINEN PRIM.	130330701	Intermediate School	CAPE WINELANDS	PARKERSDAM	WORCESTER	3.08
19	DROSTDY HTS.	130303201	Secondary School	CAPE WINELANDS	WORCESTER	WORCESTER	3.81
20	ESSELENPARK PRIM.	130330043	Primary School	CAPE WINELANDS	WORCESTER	WORCESTER	2.79
21	ESSELENPARK SEK.	130333344	Secondary School	CAPE WINELANDS	FLORIAN PARK	WORCESTER	2.83
22	HEXPARK PRIM.	130330965	Primary School	CAPE WINELANDS	HEXPARK	WORCESTER	3.52
23	MONTANA HS.	130310263	Secondary School	CAPE WINELANDS	HOSPITAL HILL	WORCESTER	3.39
24	RIVERVIEW PRIM.	130338141	Primary School	CAPE WINELANDS	RIVERVIEW	WORCESTER	2.63
25	ROODEWAL PRIM.	130330108	Primary School	CAPE WINELANDS	WORCESTER	WORCESTER	3.19
26	VICTORIAPARK PRIM.	130330469	Primary School	CAPE WINELANDS	NOBLE PARK	WORCESTER	3.23
27	WORCESTER GIMNASIUM	130310235	Secondary School	CAPE WINELANDS	WORCESTER	WORCESTER	3.13
28	WORCESTER LS.	130309378	Primary School	CAPE WINELANDS	LANGERUG	WORCESTER	3.15
29	WORCESTER SEK.	130333395	Secondary School	CAPE WINELANDS	WORCESTER	WORCESTER	3.62
30	WORCESTER VOORB.	130308213	Primary School	CAPE WINELANDS	WORCESTER	WORCESTER	3.52
31	WORCESTER-NOORD PRIM.	130309379	Primary School	CAPE WINELANDS	ROUX PARK	WORCESTER	3.49
32	WORCESTER-OOS LS.	130309380	Primary School	CAPE WINELANDS	PAGLANDE	WORCESTER	3.32
33	BAKERVILLE PRIM.	129330523	Primary School	CAPE WINELANDS	GOUDA	GOUDA	3.24
34	BERGRIVIER SEK.	112473340	Secondary School	CAPE WINELANDS	HILLCREST	WELLINGTON	4.22
35	DROSTDY SSKV PRIM.	129338818	Primary School	CAPE WINELANDS	OUTSIDE A TOWN	OUTSIDE A TOWN	0
36	HILLCREST PRIM.	112470678	Primary School	CAPE WINELANDS	HILLCREST	WELLINGTON	3.2
37	HUGENOTE HS.	112310243	Secondary School	CAPE WINELANDS	WELLINGTON NORTH	WELLINGTON	3.7
38	HUGENOTE PRIM.	112309264	Primary School	CAPE WINELANDS	WELLINGTON NORTH	WELLINGTON	3.95
39	HUGO RUST LAERSKOOI	112309265	Primary School	CAPE WINELANDS	WELLINGTON NORTH	WELLINGTON	3.85
40	PAUW GEDENK PRIM	112470430	Primary School	CAPE WINELANDS	WELLINGTON NORTH	WELLINGTON	3.26
41	RONDEHEUWEL PRIM.	112470503	Primary School	CAPE WINELANDS	OUTSIDE A TOWN	OUTSIDE A TOWN	3.55
42	ROODEZANDT SEK.	129333433	Secondary School	CAPE WINELANDS	SARON	SARON	3.19

**TEMPLATE 3.1: CONDITION ASSESSMENT OF BUILDINGS - STATE-OWNED**  
**USER DEPARTMENT: EDUCATION**  
[List sorted alphabetically per Education District", then "Name of School"]

No.	PROPERTY DESCRIPTION / NAME OF SCHOOL	CEMIS Nr	TYPE OF SCHOOL	EDUCATION DISTRICT	SUBURB	TOWN	CONDITION ASSESSMENT
43	SARON PRIM.	129330531	Primary School	CAPE WINELANDS	SARON	SARON	3.58
44	ST. ALBANS PRIM.	112470643	Primary School	CAPE WINELANDS	WELLINGTON CENTRAL	WELLINGTON	3.01
45	TULBAGH HS.	129312252	Combined School	CAPE WINELANDS	TULBAGH	TULBAGH	3.54
46	VAN WYKSVLEI PRIMARY SCHOOL	100000420	Primary School	CAPE WINELANDS	VAN WYKS VLEI	WELLINGTON	0
47	WAVEREN HS	129330566	Combined School	CAPE WINELANDS	WITZENVILLE	TULBAGH	3.3
48	WELLINGTON PRIM.	112470570	Primary School	CAPE WINELANDS	WELLINGTON CENTRAL	WELLINGTON	3.24
49	WELLINGTON SEC.	112473537	Secondary School	CAPE WINELANDS	VAN WYKS VLEI	WELLINGTON	2.65
50	WELTEVREDE SEK.	112473448	Secondary School	CAPE WINELANDS	VAN WYKS VLEI	WELLINGTON	2.86
51	BO-DOORNRIEVER PRIM.	130338133	Primary School	CAPE WINELANDS	OUTSIDE A TOWN	OUTSIDE A TOWN	3.57
52	BREERIVIER LS.	130309218	Primary School	CAPE WINELANDS	OUTSIDE A TOWN	OUTSIDE A TOWN	3.28
53	GOUDINI HS.	130312220	Combined School	CAPE WINELANDS	RAWSONVILLE	RAWSONVILLE	4.12
54	H.M. BEETS PRIM.	130330515	Primary School	CAPE WINELANDS	OUTSIDE A TOWN	OUTSIDE A TOWN	3.45
55	LA PLAISANTE NGK PRIM.	129338753	Primary School	CAPE WINELANDS	OUTSIDE A TOWN	OUTSIDE A TOWN	3.35
56	NIEUWE MORGEN PRIM.	130338109	Primary School	CAPE WINELANDS	OUTSIDE A TOWN	OUTSIDE A TOWN	3.71
57	PETRA GEDENK PRIM.	130338176	Primary School	CAPE WINELANDS	OUTSIDE A TOWN	OUTSIDE A TOWN	3.06
58	SCHERPENHEUWEL PRIM.	130338567	Primary School	CAPE WINELANDS	OUTSIDE A TOWN	OUTSIDE A TOWN	3.71
59	W.F. LOOTS PRIM.	129330574	Primary School	CAPE WINELANDS	MONTANA	WOLSELEY	3.12
60	WITZENBERG PRIM.	129330760	Primary School	CAPE WINELANDS	MONTANA	WOLSELEY	2.96
61	WOLSELEY LS.	129312259	Primary School	CAPE WINELANDS	WOLSELEY	WOLSELEY	3.29
62	WOLSELEY SEK.	129333530	Secondary School	CAPE WINELANDS	MONTANA	WOLSELEY	3.42
63	WYSERSDRIFT PRIM.	130330272	Primary School	CAPE WINELANDS	OUTSIDE A TOWN	OUTSIDE A TOWN	3.32
64	ALFONS PRIM.	108470023	Primary School	CAPE WINELANDS	OUTSIDE A TOWN	OUTSIDE A TOWN	3.38
65	BOLAND LANDBOUSKOOL	108306202	Secondary School	CAPE WINELANDS	OUTSIDE A TOWN	OUTSIDE A TOWN	2.96
66	CHARLESTON HILL PRIM.	108470716	Intermediate School	CAPE WINELANDS	CHARLESTON HILL	PAARL	2.88
67	CHARLESTON HILL SEK.	108473480	Secondary School	CAPE WINELANDS	KLEIN NEDERBURG	PAARL	3.47
68	DALWEIDE PRIM.	108470791	Primary School	CAPE WINELANDS	GROENHEUWEL	PAARL	3.36
69	DESMOND MPIOLO TUTU SEC.	130042202	Secondary School	CAPE WINELANDS	PAARL	PAARL	3.64
70	GROENHEUWEL PRIM	108008007	Primary School	CAPE WINELANDS	GROENHEUWEL	PAARL	3.23
71	IHLUMELO JUN SEK	130007282	Secondary School	CAPE WINELANDS	MBEKWENI	PAARL	3.19
72	IMBONISELO PRIM.	108041324	Primary School	CAPE WINELANDS	MBEKWENI	PAARL	4
73	LANGABUYA PRIM.	108042209	Primary School	CAPE WINELANDS	MBEKWENI	PAARL	3.26
74	MBEKWENI PRIM.	108042212	Primary School	CAPE WINELANDS	MBEKWENI	PAARL	2.86
75	NEW ORLEANS PRIM.	108470333	Intermediate School	CAPE WINELANDS	NEW ORLEANS	PAARL	3.54
76	NEW ORLEANS SEK.	108473375	Secondary School	CAPE WINELANDS	NEW ORLEANS	PAARL	3.13
77	NEWTON PRIM.	112470341	Primary School	CAPE WINELANDS	NEWTOWN	WELLINGTON	3.04
78	NIEUWE DRIFT PRIM.	108321745	Intermediate School	CAPE WINELANDS	OUTSIDE A TOWN	OUTSIDE A TOWN	4.18
79	NOORD-EIND PRIM.	108309304	Primary School	CAPE WINELANDS	NORTHERN PAARL	PAARL	2.73
80	NOORDER-PAARL SEK.	108473383	Secondary School	CAPE WINELANDS	PAARL CENTRAL EAST	PAARL	3.09
81	ORLEANSVALE PRIM.	108470384	Primary School	CAPE WINELANDS	CHICAGO	PAARL	3.08
82	SLOT VAN DIE PAARL PRIM.	108309612	Primary School	CAPE WINELANDS	OUTSIDE A TOWN	OUTSIDE A TOWN	3.74
83	WINDMEUL PRIM.	108477591	Primary School	CAPE WINELANDS	OUTSIDE A TOWN	OUTSIDE A TOWN	3.39

**TEMPLATE 3.1: CONDITION ASSESSMENT OF BUILDINGS - STATE-OWNED**  
**USER DEPARTMENT: EDUCATION**  
[List sorted alphabetically per Education District", then "Name of School"]

No.	PROPERTY DESCRIPTION / NAME OF SCHOOL	CEMIS Nr	TYPE OF SCHOOL	EDUCATION DISTRICT	SUBURB	TOWN	CONDITION ASSESSMENT
84	AMSTELHOF PRIM.	108470031	Primary School	CAPE WINELANDS	AMSTELHOF	PAARL	3.37
85	COURTRAI PRIMARY SCHOOL	108309224	Primary School	CAPE WINELANDS	COURTRAI	PAARL	3.15
86	DRAKENSTEIN PRIM.	108309236	Primary School	CAPE WINELANDS	DENNEBURG	PAARL	3.16
87	EBENEZER PRIM.	108470104	Primary School	CAPE WINELANDS	HUGENOT	PAARL	4.2
88	GIMNASIUM HS. (PAARL)	108310233	Secondary School	CAPE WINELANDS	LEMOENKLOOF	PAARL	3.84
89	GIMNASIUM PRIM.	108309252	Primary School	CAPE WINELANDS	PAARL CENTRAL WEST	PAARL	0
90	HOER JONGENSKOOL PAARL	108310249	Secondary School	CAPE WINELANDS	PAARL CENTRAL WEST	PAARL	3.7
91	KLEIN NEDERBURG SEK.	108473367	Secondary School	CAPE WINELANDS	LANGVLEI	PAARL	2.98
92	L.K. ZEEMAN PRIM.	108470295	Primary School	CAPE WINELANDS	AMSTELHOF	PAARL	3.49
93	LA ROCHELLE GIRLS PRIM.	108309284	Primary School	CAPE WINELANDS	PAARL CENTRAL EAST	PAARL	3.15
94	LA ROCHELLE MEISIES HS.	108310254	Secondary School	CAPE WINELANDS	PAARL CENTRAL EAST	PAARL	3.6
95	LABORI HS.	108310257	Secondary School	CAPE WINELANDS	PAARL CENTRAL WEST	PAARL	2.73
96	MAGNOLIA PRIM.	108470309	Primary School	CAPE WINELANDS	KLEIN NEDERBURG	PAARL	3.33
97	NEDERBURG PRIM.	108470325	Primary School	CAPE WINELANDS	KLEIN NEDERBURG	PAARL	3.71
98	PAARL BOYS' PRIM.	108309311	Primary School	CAPE WINELANDS	PAARL CENTRAL EAST	PAARL	3.05
99	PAARL GIRLS HS.	108312236	Combined School	CAPE WINELANDS	PAARL CENTRAL WEST	PAARL	3.02
100	PAARLZICHT PRIM.	108470392	Primary School	CAPE WINELANDS	KLEIN NEDERBURG	PAARL	3.82
101	PAULUS JOUBERT PRIM.	108470422	Primary School	CAPE WINELANDS	LANTANA	PAARL	3.15
102	PAULUS JOUBERT SEK.	108473391	Secondary School	CAPE WINELANDS	LANTANA	PAARL	3.71
103	SONOP PRIM.	108470732	Primary School	CAPE WINELANDS	OUTSIDE A TOWN	OUTSIDE A TOWN	2.98
104	W.A. JOUBERT PRIM.	108309372	Primary School	CAPE WINELANDS	PAARL CENTRAL EAST	PAARL	3.51
105	WILLIAM LLOYD PRIM.	108470627	Primary School	CAPE WINELANDS	LANGVLEI	PAARL	3.38
106	BRUCKNER DE VILLIERS PRIM.	109320609	Primary School	CAPE WINELANDS	IDASVALLEI	STELLENBOSCH	3.08
107	DALUBUHLE PRIM.	108042115	Primary School	CAPE WINELANDS	LE ROUX	FRANSCHHOEK	0
108	FRANSCHHOEK HS.	108312212	Combined School	CAPE WINELANDS	FRANSCHHOEK	FRANSCHHOEK	3.84
109	GROENDAL PRIM.	108470120	Primary School	CAPE WINELANDS	LE ROUX	FRANSCHHOEK	2.9
110	GROENDAL SEK.	108473502	Secondary School	CAPE WINELANDS	LE ROUX	FRANSCHHOEK	3.43
111	IDASVALLEI PRIM.	109320293	Primary School	CAPE WINELANDS	IDASVALLEI	STELLENBOSCH	3.93
112	J.J. RHODE PRIM.	109327336	Primary School	CAPE WINELANDS	ELSENBURG	STELLENBOSCH RUF	4
113	KLAPMUTS PRIM.	108470201	Primary School	CAPE WINELANDS	BENNETSVILLE	KLAPMUTS	2.98
114	KYLEMORE SEK.	108473499	Secondary School	CAPE WINELANDS	KYLEMORE	STELLENBOSCH RUF	3.22
115	LUCKHOFF SEK.	109323411	Secondary School	CAPE WINELANDS	IDASVALLEI	STELLENBOSCH	4
116	NONDZAME PRIM. (S.A.)	108042116	Primary School	CAPE WINELANDS	OUTSIDE A TOWN	OUTSIDE A TOWN	3.59
117	P.C. PETERSEN PRIM.	109470244	Primary School	CAPE WINELANDS	KYLEMORE	STELLENBOSCH RUF	3.06
118	PNIEL PRIM.	108470449	Primary School	CAPE WINELANDS	OUTSIDE A TOWN	OUTSIDE A TOWN	2.97
119	RONWE PRIM.	108477087	Primary School	CAPE WINELANDS	OUTSIDE A TOWN	OUTSIDE A TOWN	2.86
120	SIMONDIUM PRIM.	108477214	Intermediate School	CAPE WINELANDS	OUTSIDE A TOWN	OUTSIDE A TOWN	2.9
121	WEMMERSHOEK PRIM.	108470589	Primary School	CAPE WINELANDS	OUTSIDE A TOWN	OUTSIDE A TOWN	2.86
122	WES-EIND PRIM.	108470597	Primary School	CAPE WINELANDS	FRANSCHHOEK	FRANSCHHOEK	3.05
123	A.F. LOUW LS.	109309200	Primary School	CAPE WINELANDS	LA COLLINE	STELLENBOSCH	3.14
124	BLOEMHOF HS.	109310202	Secondary School	CAPE WINELANDS	DALSIG	STELLENBOSCH	4.22

**TEMPLATE 3.1: CONDITION ASSESSMENT OF BUILDINGS - STATE-OWNED**  
**USER DEPARTMENT: EDUCATION**  
[List sorted alphabetically per Education District", then "Name of School"]

No.	PROPERTY DESCRIPTION / NAME OF SCHOOL	CEMIS Nr	TYPE OF SCHOOL	EDUCATION DISTRICT	SUBURB	TOWN	CONDITION ASSESSMENT
125	CLOETESVILLE HS.	109323535	Secondary School	CAPE WINELANDS	CLOETESVILLE	STELLENBOSCH	4.13
126	CLOETESVILLE PRIM.	109320684	Primary School	CAPE WINELANDS	CLOETESVILLE	STELLENBOSCH	3.15
127	DEVONVALLEI PRIM.	109321036	Primary School	CAPE WINELANDS	OUTSIDE A TOWN	OUTSIDE A TOWN	3.64
128	EIKESTAD LS.	109309240	Primary School	CAPE WINELANDS	DALSIG	STELLENBOSCH	2.98
129	IKAYA PRIM.	109322342	Primary School	CAPE WINELANDS	KAYA MANDI	STELLENBOSCH	2.87
130	KAYAMANDI PRIM.	109325694	Primary School	CAPE WINELANDS	PLANKENBRUG	STELLENBOSCH	4
131	KAYAMANDI SEC.	109042106	Secondary School	CAPE WINELANDS	KAYA MANDI	STELLENBOSCH	3.76
132	MAKUPULA SEC.	109324167	Secondary School	CAPE WINELANDS	KAYA MANDI	STELLENBOSCH	3.38
133	PAUL ROOS GIMNASIUM	109310275	Secondary School	CAPE WINELANDS	OUTSIDE A TOWN	OUTSIDE A TOWN	3.02
134	PIETER LANGEVELDT PRIM.	109321478	Primary School	CAPE WINELANDS	CLOETESVILLE	STELLENBOSCH	2.97
135	RHENISH GIRLS' HS.	109310282	Secondary School	CAPE WINELANDS	DALSIG	STELLENBOSCH	4.05
136	RHENISH PRIMARY	109309326	Primary School	CAPE WINELANDS	DALSIG	STELLENBOSCH	3.13
137	RIETENBOSCH PRIM.	109322199	Primary School	CAPE WINELANDS	CLOETESVILLE	STELLENBOSCH	2.79
138	STELLENBOSCH HS.	109310299	Secondary School	CAPE WINELANDS	MOSTERTSDRIFT	STELLENBOSCH	4.16
139	STELLENBOSCH LS.	109309346	Primary School	CAPE WINELANDS	MOSTERTSDRIFT	STELLENBOSCH	3.82
140	STELLENZICHT SEK.	109323306	Secondary School	CAPE WINELANDS	JAMESTOWN	STELLENBOSCH	3.06
141	BELLA VISTA HS.	126333581	Secondary School	CAPE WINELANDS	BELLA VISTA	CERES	3.42
142	BELLA VISTA PRIM.	126330841	Primary School	CAPE WINELANDS	BELLA VISTA	CERES	3.42
143	BOY MULLER PRIM.	126330949	Intermediate School	CAPE WINELANDS	OUTSIDE A TOWN	OUTSIDE A TOWN	3.76
144	CERES PRIM.	126330094	Intermediate School	CAPE WINELANDS	CERES	CERES	3.2
145	CERES SEK.	126333034	Secondary School	CAPE WINELANDS	CERES	CERES	3.35
146	CHARLIE HOFMEYR HS.	126310214	Secondary School	CAPE WINELANDS	CERES	CERES	3.35
147	F.D. CONRADIE LS.	126309244	Primary School	CAPE WINELANDS	PRINCE ALFRED HAMLET	PRINCE ALFRED HAM	0
148	GERICKE LS.	126309251	Primary School	CAPE WINELANDS	CERES	CERES	3.12
149	IINGCINGA ZETHU SEC	126041327	Secondary School	CAPE WINELANDS	NDULI	CERES	3.65
150	KOUÉ BOKKEVELD LS.	126309281	Primary School	CAPE WINELANDS	DIE DORP OP DIE BERG	DIE DORP OP DIE BE	4.03
151	MOOI-UITSIG PRIM.	126330507	Primary School	CAPE WINELANDS	BELLA VISTA	CERES	2.92
152	MORRISDALE PRIM.	126330213	Intermediate School	CAPE WINELANDS	CERES	CERES	4.09
153	NDULI PRIM.	126041106	Primary School	CAPE WINELANDS	NDULI	CERES	3.71
154	SKURWEBERG SEK.	126333425	Combined School	CAPE WINELANDS	OUTSIDE A TOWN	OUTSIDE A TOWN	3.67
155	ST. MARK'S PRIM. (WORC)	126330442	Primary School	CAPE WINELANDS	PRINCE ALFRED HAMLET	PRINCE ALFRED HAM	3.59
156	VOORSORG NGK PRIM.	126337048	Primary School	CAPE WINELANDS	OUTSIDE A TOWN	OUTSIDE A TOWN	3.34
157	ASHBURY PRIM.	127330795	Intermediate School	CAPE WINELANDS	ASHBURY	MONTAGU	3.17
158	ASHTON LS.	127309203	Primary School	CAPE WINELANDS	ASHTON	ASHTON	3.28
159	ASHTON PUBLIC COMBINED	127041104	Combined School	CAPE WINELANDS	ZOLANI	ASHTON	3.77
160	ASHTON SEK. SKOOL	127333522	Secondary School	CAPE WINELANDS	ASHTON	ASHTON	3.77
161	BONNIEVALE HS.	117312202	Combined School	CAPE WINELANDS	BONNIEVALE	BONNIEVALE	3.07
162	BONNIEVALE PRIM.	117330450	Intermediate School	CAPE WINELANDS	BONNIEVALE	BONNIEVALE	3.07
163	DAGBREEK LS	128330086	Primary School	CAPE WINELANDS	ROBERTSON	ROBERTSON	3.16
164	DE VILLIERS LAER.	128330183	Primary School	CAPE WINELANDS	ROBERTSON	ROBERTSON	3.25
165	H. VENTER PRIM.	127330167	Primary School	CAPE WINELANDS	ASHTON	ASHTON	2.98



**TEMPLATE 3.1: CONDITION ASSESSMENT OF BUILDINGS - STATE-OWNED**  
**USER DEPARTMENT: EDUCATION**  
[List sorted alphabetically per Education District", then "Name of School"]

No.	PROPERTY DESCRIPTION / NAME OF SCHOOL	CEMIS Nr	TYPE OF SCHOOL	EDUCATION DISTRICT	SUBURB	TOWN	CONDITION ASSESSMENT
166	KLAASVOOGDS PRIM.	128330299	Primary School	CAPE WINELANDS	OUTSIDE A TOWN	OUTSIDE A TOWN	3.71
167	LANGEBERG SEK.	128333026	Secondary School	CAPE WINELANDS	ROBERTSON	ROBERTSON	3.73
168	MASAKHEKE COMBINED	128041108	Combined School	CAPE WINELANDS	NKQUBELA	ROBERTSON	3.09
169	MCGREGOR PRIM.	128330884	Intermediate School	CAPE WINELANDS	MCGREGOR	MCGREGOR	3.42
170	MIDDELRIJVER PRIM.	117337692	Primary School	CAPE WINELANDS	OUTSIDE A TOWN	OUTSIDE A TOWN	3.69
171	MONTAGU HS.	127310261	Secondary School	CAPE WINELANDS	MONTAGU	MONTAGU	3.37
172	MONTAGU LS.	127309298	Primary School	CAPE WINELANDS	MONTAGU	MONTAGU	3.19
173	NKQUBELA PRIM.	128048365	Primary School	CAPE WINELANDS	NKQUBELA	ROBERTSON	3.19
174	PROSPECT NGK PRIM.	128337501	Primary School	CAPE WINELANDS	OUTSIDE A TOWN	OUTSIDE A TOWN	0
175	ROBERTSON HS.	128310285	Secondary School	CAPE WINELANDS	ROBERTSON	ROBERTSON	3.79
176	ROBERTSON LS.	128309329	Primary School	CAPE WINELANDS	ROBERTSON	ROBERTSON	3.54
177	ROBERTSON VOORB.	128308209	Primary School	CAPE WINELANDS	ROBERTSON	ROBERTSON	3.2
178	VERGESIG PRIM.	128330620	Intermediate School	CAPE WINELANDS	ROBERTSON	ROBERTSON	3.62
179	W.A. ROSSOUW PRIM.	127330140	Intermediate School	CAPE WINELANDS	BERGSIG	MONTAGU	3.01
180	WAKKERSTROOM-WES PRIM.	128330655	Intermediate School	CAPE WINELANDS	OUTSIDE A TOWN	OUTSIDE A TOWN	3.87
181	SOMERSET HIGH SCHOOL	100000586	Secondary School	CAPE WINELANDS	WORCESTER	WORCESTER	5
182	TULBAGH PRIMARY SCHOOL	100000587	Primary School	CAPE WINELANDS	TULBAGH	TULBAGH	5
183	ZWELETHEMBA HIGH SCHOOL	100000585	Secondary School	CAPE WINELANDS	ZWELETHEMBA	WORCESTER	5
184	ALBERTINIA HS.	121112200	Combined School	EDEN AND CENTRAL KAROO	ALBERTINIA	ALBERTINIA	3.13
185	BERTIE BARNARD LS.	121109217	Primary School	EDEN AND CENTRAL KAROO	STILL BAY WEST	STILL BAY	0
186	BRAKFONTEIN EK PRIM.	121357413	Primary School	EDEN AND CENTRAL KAROO	OUTSIDE A TOWN	OUTSIDE A TOWN	3.09
187	DE WAALVILLE PRIM.	116330388	Primary School	EDEN AND CENTRAL KAROO	HEIDELBERG	HEIDELBERG	2.95
188	GERRIT DU PLESSIS SEK.	121353337	Secondary School	EDEN AND CENTRAL KAROO	RIVERSDALE	RIVERSDALE	3.63
189	HEIDELBERG HS.	116112221	Combined School	EDEN AND CENTRAL KAROO	HEIDELBERG	HEIDELBERG	3.35
190	KAIROS SEK.	116333069	Secondary School	EDEN AND CENTRAL KAROO	HEIDELBERG	HEIDELBERG	3.5
191	LADISMITH HS.	123112229	Combined School	EDEN AND CENTRAL KAROO	LADISMITH	LADISMITH	3.37
192	LADISMITH SEK.	123353450	Secondary School	EDEN AND CENTRAL KAROO	LADISMITH	LADISMITH	3.63
193	LANGENHOVEN HS.	121110243	Secondary School	EDEN AND CENTRAL KAROO	RIVERSDALE SETTLEMENT	RIVERSDALE	3.05
194	MOLENRIJVER PRIM.	121350281	Primary School	EDEN AND CENTRAL KAROO	RIVERSDALE SETTLEMENT	RIVERSDALE	0
195	OAKDALE LANDBOUSKOO	121106203	Secondary School	EDEN AND CENTRAL KAROO	RIVERSDALE SETTLEMENT	RIVERSDALE	0
196	OKER PRIM.	121350478	Intermediate School	EDEN AND CENTRAL KAROO	ALBERTINIA	ALBERTINIA	3.25
197	PANORAMA PRIM. (RIVERSDAL)	121350095	Primary School	EDEN AND CENTRAL KAROO	RIVERSDALE	RIVERSDALE	3.17
198	SLANGRIVIER PRIM.	116330906	Intermediate School	EDEN AND CENTRAL KAROO	SLANGRIVIER	SLANGRIVIER	3.21
199	TOWERKOP PRIM	123350028	Intermediate School	EDEN AND CENTRAL KAROO	LADISMITH	LADISMITH	3.3
200	VAN WYKSDORP PRIM.	123356948	Primary School	EDEN AND CENTRAL KAROO	VANWYKSDORP	VANWYKSDORP	3.2
201	VOLSCHENK LS.	121109342	Primary School	EDEN AND CENTRAL KAROO	RIVERSDALE	RIVERSDALE	3.79
202	VOORWAARTS PRIM.	121350214	Primary School	EDEN AND CENTRAL KAROO	RIVERSDALE	RIVERSDALE	3.25
203	DENNEPRAG PRIM.	120350419	Primary School	EDEN AND CENTRAL KAROO	OUTSIDE A TOWN	OUTSIDE A TOWN	2.56
204	DIAZ PRIM.	120350125	Primary School	EDEN AND CENTRAL KAROO	D'ALMEIDA	MOSEL BAY	3.07
205	ERIKA PRIM.	120350532	Primary School	EDEN AND CENTRAL KAROO	MOSEL BAY	MOSEL BAY	3.11
206	FRIEMERSHEIM PRIM.	120350060	Primary School	EDEN AND CENTRAL KAROO	FRIEMERSHEIM	FRIEMERSHEIM	2.82

**TEMPLATE 3.1: CONDITION ASSESSMENT OF BUILDINGS - STATE-OWNED**  
**USER DEPARTMENT: EDUCATION**  
[List sorted alphabetically per Education District", then "Name of School"]

No.	PROPERTY DESCRIPTION / NAME OF SCHOOL	CEMIS Nr	TYPE OF SCHOOL	EDUCATION DISTRICT	SUBURB	TOWN	CONDITION ASSESSMENT
207	GARDEN ROUTE PRIM.	120358517	Primary School	EDEN AND CENTRAL KAROO	KWANONQABA EXT	MOSSEL BAY	3.71
208	GROOT BRAKRIVIER PRIM.	120350354	Primary School	EDEN AND CENTRAL KAROO	WOLWEDANS	GROOT BRAKRIVIER	2.95
209	GROOT-BRAKRIVIER SEK.	120353396	Combined School	EDEN AND CENTRAL KAROO	WOLWEDANS	GROOT BRAKRIVIER	3.75
210	HARTENBOS LS.	120109260	Primary School	EDEN AND CENTRAL KAROO	HARTENBOS	MOSSEL BAY	3.62
211	HERBERTSDALE LS.	120109262	Primary School	EDEN AND CENTRAL KAROO	HERBERTSDALE	HERBERTSDALE	0
212	HILLCREST SEK.	120353388	Secondary School	EDEN AND CENTRAL KAROO	D' ALMEIDA	MOSSEL BAY	2.99
213	IMEKHAYA PRIM.	120041304	Primary School	EDEN AND CENTRAL KAROO	KWANONQABA	MOSSEL BAY	3.02
214	INDWE SEC	120041227	Secondary School	EDEN AND CENTRAL KAROO	KWANONQABA	MOSSEL BAY	3.33
215	ISALATHISO PRIM.	120041336	Primary School	EDEN AND CENTRAL KAROO	KWANONQABA	MOSSEL BAY	3.31
216	MILKWOOD PRIM.	120109288	Primary School	EDEN AND CENTRAL KAROO	MOSSEL BAY	MOSSEL BAY	3.34
217	PARK LS. MOSSELBAAI	120109295	Primary School	EDEN AND CENTRAL KAROO	MOSSEL BAY CENTRAL	MOSSEL BAY	3.53
218	PUNT HS.	120110264	Secondary School	EDEN AND CENTRAL KAROO	LINKSIDE	MOSSEL BAY	3.27
219	RIDGEVIEW PRIM.	120350362	Primary School	EDEN AND CENTRAL KAROO	MOSSEL BAY	MOSSEL BAY	2.21
220	RUITERBOS LS.	120109309	Primary School	EDEN AND CENTRAL KAROO	OUTSIDE A TOWN	OUTSIDE A TOWN	3.53
221	SAO BRAS SEK.	120353353	Secondary School	EDEN AND CENTRAL KAROO	D' ALMEIDA	MOSSEL BAY	3.09
222	T.M. NDANDA PRIM	120350664	Primary School	EDEN AND CENTRAL KAROO	ISINYOKA	MOSSEL BAY	3
223	VORENTOE LS.	120109344	Primary School	EDEN AND CENTRAL KAROO	BERGSIG	GROOT BRAKRIVIER	0
224	CONVILLE PRIM.	118350117	Intermediate School	EDEN AND CENTRAL KAROO	CONVILLE	GEORGE	3.7
225	GEORGE VOORB.	118108207	Primary School	EDEN AND CENTRAL KAROO	GEORGE CENTRAL	GEORGE	3.42
226	HOEKWIL LS.	118109265	Primary School	EDEN AND CENTRAL KAROO	HOEKWIL	WILDERNESS	3.09
227	KARATARA LS.	119109273	Primary School	EDEN AND CENTRAL KAROO	KARATARA	KNYSNA RURAL	3.69
228	M M MATEZA PRIM.	118041306	Primary School	EDEN AND CENTRAL KAROO	THEMBALETHU	GEORGE	3.59
229	OUTENIQUA PRIM.	118109294	Primary School	EDEN AND CENTRAL KAROO	GEORGE CENTRAL	GEORGE	3.51
230	P.W. BOTHA KOLLEGE	118103202	Secondary School	EDEN AND CENTRAL KAROO	BOS EN DAL	GEORGE	3.03
231	PARKDENE PRIM. (GEORGE)	118350656	Primary School	EDEN AND CENTRAL KAROO	BALLOTSVIEW	GEORGE	3.98
232	PARKDENE SEK.	118353426	Secondary School	EDEN AND CENTRAL KAROO	BALLOTSVIEW	GEORGE	3.92
233	REDLANDS PRIM.	119350443	Primary School	EDEN AND CENTRAL KAROO	OUTSIDE A TOWN	OUTSIDE A TOWN	3.31
234	SEDGEFIELD LS.	119109313	Primary School	EDEN AND CENTRAL KAROO	SEDGEFIELD	SEDGEFIELD	3.97
235	SEDGEFIELD PRIM.	119350524	Intermediate School	EDEN AND CENTRAL KAROO	SMUTSVILLE	SEDGEFIELD	3.56
236	THEMBALETHU SEC.	118353485	Secondary School	EDEN AND CENTRAL KAROO	THEMBALETHU	GEORGE	3.92
237	THEMBALETU PRIM	118325686	Primary School	EDEN AND CENTRAL KAROO	OUTSIDE A TOWN	OUTSIDE A TOWN	3.92
238	TOUWSRANTEN VGK PRIM.	118358177	Primary School	EDEN AND CENTRAL KAROO	HOEKWIL	WILDERNESS	3.17
239	TYHOLORA PRIM.	118041330	Primary School	EDEN AND CENTRAL KAROO	THEMBALETHU	GEORGE	3.26
240	YORK HS.	118110288	Secondary School	EDEN AND CENTRAL KAROO	GEORGE SOUTH	GEORGE	3.48
241	CHRIS NISSEN PRIM	119390585	Primary School	EDEN AND CENTRAL KAROO	WHITE LOCATION	KNYSNA	3.32
242	CONCORDIA HIGH SCHOOL	100000266	Secondary School	EDEN AND CENTRAL KAROO	CONCORDIA	KNYSNA	0
243	CONCORDIA PRIMARY SCHOOL	100000267	Primary School	EDEN AND CENTRAL KAROO	CONCORDIA	KNYSNA	0
244	FORMOSA PRIM.	119350079	Primary School	EDEN AND CENTRAL KAROO	NEW HORIZONS	PLETTENBERG BAY	3.13
245	FRAAISIG PRIM.	119350036	Primary School	EDEN AND CENTRAL KAROO	HORNLEE WEST	KNYSNA	3.97
246	HORNLEE PRIM.	119350397	Primary School	EDEN AND CENTRAL KAROO	HORNLEE WEST	KNYSNA	3.51
247	KNYSNA HS.	119110238	Secondary School	EDEN AND CENTRAL KAROO	KNYSNA CENTRAL	KNYSNA	3.84



**TEMPLATE 3.1: CONDITION ASSESSMENT OF BUILDINGS - STATE-OWNED**  
**USER DEPARTMENT: EDUCATION**  
[List sorted alphabetically per Education District", then "Name of School"]

No.	PROPERTY DESCRIPTION / NAME OF SCHOOL	CEMIS Nr	TYPE OF SCHOOL	EDUCATION DISTRICT	SUBURB	TOWN	CONDITION ASSESSMENT
248	KNYSNA PRIM.	119109279	Primary School	EDEN AND CENTRAL KAROO	KNYSNA CENTRAL	KNYSNA	4.25
249	KNYSNA SEK.	119353019	Secondary School	EDEN AND CENTRAL KAROO	HORNLEE WEST	KNYSNA	3.35
250	KWANOKUTHULA PRIMARY SCHO	100000454	Primary School	EDEN AND CENTRAL KAROO	KWANOKUTHULA	KWANOKUTHULA	New
251	MURRAY HIGH SCHOOL	119353078	Secondary School	EDEN AND CENTRAL KAROO	KWANOKUTHULA	KWANOKUTHULA	3.13
252	PERCY MDALA HS.	119041315	Secondary School	EDEN AND CENTRAL KAROO	KHAYALETU	KNYSNA	3.72
253	PHAKAMISANI PRIM	119041309	Primary School	EDEN AND CENTRAL KAROO	KWANOKUTHULA	KWANOKUTHULA	3.92
254	PLETTENBERG BAY PRIM.	119109301	Primary School	EDEN AND CENTRAL KAROO	OUTSIDE A TOWN	OUTSIDE A TOWN	4.4
255	PLETTENBERGBAAI SEK.	119353469	Secondary School	EDEN AND CENTRAL KAROO	OUTSIDE A TOWN	OUTSIDE A TOWN	3.58
256	RHEENENDAL PRIM.	119350257	Intermediate School	EDEN AND CENTRAL KAROO	RHEENENDAL	RHEENENDAL	3.35
257	SUNRIDGE PRIM.	119350591	Primary School	EDEN AND CENTRAL KAROO	HORNLEE EAST	KNYSNA	3.77
258	THE CRAGS PRIM.	119350435	Primary School	EDEN AND CENTRAL KAROO	KURLAND	KURLAND	3.88
259	THEMBELITSHA PRIM.	119041307	Primary School	EDEN AND CENTRAL KAROO	CONCORDIA	KNYSNA	3.72
260	WITTEDRIF PRIM.	119350303	Primary School	EDEN AND CENTRAL KAROO	OUTSIDE A TOWN	OUTSIDE A TOWN	3.75
261	WITTEDRIFT HS.	119112261	Combined School	EDEN AND CENTRAL KAROO	WITTEDRIFT	WITTEDRIFT	3.49
262	AURIAL COLLEGE	124007217	Secondary School	EDEN AND CENTRAL KAROO	BRIDGETON	OUTDSHOORN	2.35
263	BERGSIG PRIM.	124350044	Primary School	EDEN AND CENTRAL KAROO	BRIDGETON	OUTDSHOORN	3.18
264	BRIDGTON SEK.	124353361	Secondary School	EDEN AND CENTRAL KAROO	BRIDGETON	OUTDSHOORN	3.5
265	CALITZDORP HS.	122112206	Combined School	EDEN AND CENTRAL KAROO	CALITZDORP	CALITZDORP	0
266	COLRIDGE PRIM.	124350389	Intermediate School	EDEN AND CENTRAL KAROO	BRIDGETON	OUTDSHOORN	3.27
267	DE VILLIERS PRIM.	124350133	Primary School	EDEN AND CENTRAL KAROO	BRIDGETON	OUTDSHOORN	2.72
268	FEZEKILE SEC	124041301	Secondary School	EDEN AND CENTRAL KAROO	OUTDSHOORN	OUTDSHOORN	3.92
269	GAMKA-OOS PRIM.	122356026	Intermediate School	EDEN AND CENTRAL KAROO	OUTSIDE A TOWN	OUTSIDE A TOWN	0
270	LANGENHOVEN GIMNASIUM	124110240	Secondary School	EDEN AND CENTRAL KAROO	OUTDSHOORN	OUTDSHOORN	3.32
271	OUTDSHOORN HS.	124110254	Secondary School	EDEN AND CENTRAL KAROO	OUTDSHOORN	OUTDSHOORN	3.06
272	OUTDSHOORN-NOORD LS.	124109293	Primary School	EDEN AND CENTRAL KAROO	OUTDSHOORN	OUTDSHOORN	3.11
273	VOLMOED PRIM.	124357200	Intermediate School	EDEN AND CENTRAL KAROO	OUTSIDE A TOWN	OUTSIDE A TOWN	2.19
274	VOORBEDAG PRIM.	124358401	Primary School	EDEN AND CENTRAL KAROO	OUTSIDE A TOWN	OUTSIDE A TOWN	3.16
275	WESBANK LS.	124109347	Primary School	EDEN AND CENTRAL KAROO	OUTDSHOORN	OUTDSHOORN	3.27
276	BONGOLETHU PRIM.	124041308	Primary School	EDEN AND CENTRAL KAROO	OUTDSHOORN	OUTDSHOORN	3.49
277	DE RUST PRIM.	124357286	Primary School	EDEN AND CENTRAL KAROO	DE RUST	DE RUST	0
278	DE RUST SEK.	124353491	Secondary School	EDEN AND CENTRAL KAROO	DE RUST	DE RUST	0
279	DIRK BOSHOF PRIM.	125350346	Intermediate School	EDEN AND CENTRAL KAROO	UNIONDALE	UNIONDALE	0
280	DYSSELSDORP PRIM.	124350338	Primary School	EDEN AND CENTRAL KAROO	DYSSELDORP	DYSSELDORP	0
281	DYSSELSDORP SEK.	124353418	Secondary School	EDEN AND CENTRAL KAROO	DYSSELDORP	DYSSELDORP	0
282	HAARLEM SEK.	125353043	Combined School	EDEN AND CENTRAL KAROO	HAARLEM	HAARLEM	0
283	MORESTER SEK	124353329	Secondary School	EDEN AND CENTRAL KAROO	OUTDSHOORN	OUTDSHOORN	2.96
284	P.J. BADENHORST PRIM.	124350540	Primary School	EDEN AND CENTRAL KAROO	DYSSELDORP	DYSSELDORP	0
285	ROOIHEUWEL VGK PRIM.	124357197	Intermediate School	EDEN AND CENTRAL KAROO	OUTSIDE A TOWN	OUTSIDE A TOWN	0
286	SATURNUS PRIM.	124350575	Primary School	EDEN AND CENTRAL KAROO	BONGOLETHU	OUTDSHOORN	3.15
287	UNIONDALE HS.	125112257	Combined School	EDEN AND CENTRAL KAROO	UNIONDALE	UNIONDALE	0
288	VAN REEDE LS.	124109334	Primary School	EDEN AND CENTRAL KAROO	OUTDSHOORN	OUTDSHOORN	3.16

**TEMPLATE 3.1: CONDITION ASSESSMENT OF BUILDINGS - STATE-OWNED**  
**USER DEPARTMENT: EDUCATION**  
[List sorted alphabetically per Education District", then "Name of School"]

No.	PROPERTY DESCRIPTION / NAME OF SCHOOL	CEMIS Nr	TYPE OF SCHOOL	EDUCATION DISTRICT	SUBURB	TOWN	CONDITION ASSESSMENT
289	A.H. BARNARD PRIM.	139360112	Primary School	EDEN AND CENTRAL KAROO	RUSTDENE	BEAUFORT WEST	3.26
290	ACACIA PRIM.	140330329	Primary School	EDEN AND CENTRAL KAROO	GOLDNERVILLE	LAINGSBURG	0
291	BASTIAANSE SEK.	139363316	Secondary School	EDEN AND CENTRAL KAROO	RUSTDENE	BEAUFORT WEST	3.43
292	BEAUFORT WES VOORB.	139208200	Primary School	EDEN AND CENTRAL KAROO	BEAUFORT WEST	BEAUFORT WEST	3.31
293	BEAUFORT WEST PRIM	100000123	Primary School	EDEN AND CENTRAL KAROO	BEAUFORT WEST	BEAUFORT WEST	0
294	BEAUFORT-WES SEK.	139363030	Secondary School	EDEN AND CENTRAL KAROO	RUSTDENE	BEAUFORT WEST	3.47
295	GEORGE FREDERICKS PRIM.	139360244	Intermediate School	EDEN AND CENTRAL KAROO	MERWEVILLE	MERWEVILLE	3.69
296	H.M. DLIKIDLA PRIM.	139041305	Primary School	EDEN AND CENTRAL KAROO	SIDESAVIWA	BEAUFORT WEST	0
297	JOHN D CRAWFORD PRIM.	139360031	Primary School	EDEN AND CENTRAL KAROO	RUSTDENE	BEAUFORT WEST	3.64
298	KLAARSTROOM PRIM.	142360317	Primary School	EDEN AND CENTRAL KAROO	OUTSIDE A TOWN	OUTSIDE A TOWN	3.64
299	KLAWERVLEI PRIM.	139366129	Primary School	EDEN AND CENTRAL KAROO	OUTSIDE A TOWN	OUTSIDE A TOWN	0
300	LAINGSBURG HS.	140212221	Secondary School	EDEN AND CENTRAL KAROO	BERGSIG	LAINGSBURG	0
301	LEEU GAMKA PRIM.	142360376	Intermediate School	EDEN AND CENTRAL KAROO	LEEU GAMKA	LEEU GAMKA	3.33
302	MANDLENKOSI SEC	139041303	Secondary School	EDEN AND CENTRAL KAROO	SIDESAVIWA	BEAUFORT WEST	3.31
303	MERWEVILLE PRIM.	139209234	Primary School	EDEN AND CENTRAL KAROO	MERWEVILLE	MERWEVILLE	2.05
304	MURRAYSBURG HS.	141112238	Secondary School	EDEN AND CENTRAL KAROO	MURRAYSBURG	MURRAYSBURG	2.53
305	MURRAYSBURG PRIM.	141440698	Primary School	EDEN AND CENTRAL KAROO	MURRAYSBURG	MURRAYSBURG	3.62
306	NIKO BRUMMER PRIM.	139209238	Primary School	EDEN AND CENTRAL KAROO	BEAUFORT WEST	BEAUFORT WEST	3.35
307	PRINS ALBERT PRIM.	142360236	Primary School	EDEN AND CENTRAL KAROO	NORTH END	PRINCE ALBERT	3.44
308	RESTVALE MET PRIM.	139366080	Intermediate School	EDEN AND CENTRAL KAROO	NELSPOORT	NELSPOORT	2.2
309	SENTRAAL HS.	139210225	Secondary School	EDEN AND CENTRAL KAROO	BEAUFORT WEST	BEAUFORT WEST	3.53
310	ST. MATTHEWS PRIM.	139366919	Primary School	EDEN AND CENTRAL KAROO	RUSTDENE	BEAUFORT WEST	3.19
311	TESKE GEDENK PRIM.	139360155	Primary School	EDEN AND CENTRAL KAROO	NEW TOWN	BEAUFORT WEST	3.45
312	ZWARTBERG HS.	142212240	Secondary School	EDEN AND CENTRAL KAROO	PRINCE ALBERT	PRINCE ALBERT	3.01
313	BLANCO LS.	118109218	Primary School	EDEN AND CENTRAL KAROO	BLANCO	GEORGE	3.69
314	DELLVILLE PARK PRIM.	118350370	Primary School	EDEN AND CENTRAL KAROO	DEVILLE PARK	GEORGE	3.24
315	DENNEOORD LS.	118109236	Primary School	EDEN AND CENTRAL KAROO	DENNEOORD	GEORGE	3.39
316	DIEPRIVIER VGK PRIM.	118356441	Primary School	EDEN AND CENTRAL KAROO	VAN ROOYENS RUS	GEORGE RURAL	0
317	GEORGE SEK.	118353310	Secondary School	EDEN AND CENTRAL KAROO	LEALLIA	GEORGE	3.04
318	GEORGE-SUID LS.	118109247	Primary School	EDEN AND CENTRAL KAROO	GEORGE SOUTH	GEORGE	3.45
319	HEATHERLANDS HS	100000329	Secondary School	EDEN AND CENTRAL KAROO	GEORGE	GEORGE	New
320	HEIDEDAL PRIM.	118350109	Primary School	EDEN AND CENTRAL KAROO	BORCHERDS	GEORGE	3.24
321	HEROLD LS.	118109605	Primary School	EDEN AND CENTRAL KAROO	OUTSIDE A TOWN	OUTSIDE A TOWN	2.88
322	HOGEKRAAL SSKV PRIM.	118358681	Primary School	EDEN AND CENTRAL KAROO	OUTSIDE A TOWN	OUTSIDE A TOWN	0
323	IMIZAMO YETHU SEC	118041302	Secondary School	EDEN AND CENTRAL KAROO	THEMBALETHU	GEORGE	3.84
324	KRETZENSHOOP PRIM.	118356336	Primary School	EDEN AND CENTRAL KAROO	BLANCO	GEORGE	3.1
325	MZOXOLO PRIM.	118041337	Primary School	EDEN AND CENTRAL KAROO	LAWAAIKAMP	GEORGE	3.56
326	NEW DAWN PARK PRIM.	118008008	Primary School	EDEN AND CENTRAL KAROO	PACALTS DORP	GEORGE	3.2
327	OUTENIQUA HS.	118110257	Secondary School	EDEN AND CENTRAL KAROO	EASTERN EXT	GEORGE	3.56
328	PACALTS DORP PRIM.	118350206	Primary School	EDEN AND CENTRAL KAROO	PACALTS DORP	GEORGE	0
329	PACALTS DORP SEK.	118353345	Secondary School	EDEN AND CENTRAL KAROO	PACALTS DORP	GEORGE	3.08

**TEMPLATE 3.1: CONDITION ASSESSMENT OF BUILDINGS - STATE-OWNED**  
**USER DEPARTMENT: EDUCATION**  
[List sorted alphabetically per Education District", then "Name of School"]

No.	PROPERTY DESCRIPTION / NAME OF SCHOOL	CEMIS Nr	TYPE OF SCHOOL	EDUCATION DISTRICT	SUBURB	TOWN	CONDITION ASSESSMENT
330	ROSEMOOR PRIM.	118350400	Intermediate School	EDEN AND CENTRAL KAROO	ROSEMORE	GEORGE	3.97
331	VAN DER HOVEN LS.	118109333	Primary School	EDEN AND CENTRAL KAROO	OUTSIDE A TOWN	OUTSIDE A TOWN	3.09
332	PROTEA HOËRSKOOL	100000582	Secondary School	EDEN AND CENTRAL KAROO	OUTDSHOORN	OUTDSHOORN	5
333	CAMPS BAY HS.	103310325	Secondary School	METRO CENTRAL	CAMPS BAY / BAKOVEN	CITY OF CAPE TOWN	3.11
334	CAMPS BAY PRIM.	103309222	Primary School	METRO CENTRAL	CAMPS BAY / BAKOVEN	CITY OF CAPE TOWN	3.92
335	ELLERTON PRIM.	103309241	Primary School	METRO CENTRAL	THREE ANCHOR BAY	CITY OF CAPE TOWN	2.85
336	FEZEKA SEC	106042201	Secondary School	METRO CENTRAL	GUGULETU	CITY OF CAPE TOWN	3.36
337	I. D. MKIZE SEN SEC	106042301	Secondary School	METRO CENTRAL	GUGULETU	CITY OF CAPE TOWN	3.57
338	INTSHUKUMO SEC.	106042118	Secondary School	METRO CENTRAL	GUGULETU	CITY OF CAPE TOWN	0
339	JAN VAN RIEBEECK HS.	103310246	Secondary School	METRO CENTRAL	GARDENS	CITY OF CAPE TOWN	4.32
340	JAN VAN RIEBEECK PRIM.	103309268	Primary School	METRO CENTRAL	GARDENS	CITY OF CAPE TOWN	0
341	LITHA PRIM.	106042303	Primary School	METRO CENTRAL	GUGULETU	CITY OF CAPE TOWN	3.6
342	LUZUKO PRIM.	106042305	Primary School	METRO CENTRAL	GUGULETU	CITY OF CAPE TOWN	3.23
343	MSEKI PRIM.	106042213	Primary School	METRO CENTRAL	GUGULETU	CITY OF CAPE TOWN	3.41
344	PRESTWICH STREET PRIM.	103310085	Primary School	METRO CENTRAL	CAPE TOWN CITY CENTRE	CITY OF CAPE TOWN	3.18
345	SEA POINT HS.	103310297	Secondary School	METRO CENTRAL	SEA POINT	CITY OF CAPE TOWN	3.71
346	SEA POINT PRIM.	103309338	Primary School	METRO CENTRAL	SEA POINT	CITY OF CAPE TOWN	2.93
347	SOKHANYO PRIM.	106042215	Primary School	METRO CENTRAL	GUGULETU	CITY OF CAPE TOWN	3.59
348	TAMBOERSKLOOF PRIM.	103309357	Primary School	METRO CENTRAL	TAMBOERSKLOOF	CITY OF CAPE TOWN	4.54
349	VISTA HS.	103313416	Secondary School	METRO CENTRAL	SCHOTSCHEKLOOF	CITY OF CAPE TOWN	3.86
350	VUKUKHANYE PRIM.	106042114	Primary School	METRO CENTRAL	GUGULETU	CITY OF CAPE TOWN	3.33
351	VUYANI PRIM.	106042313	Primary School	METRO CENTRAL	GUGULETU	CITY OF CAPE TOWN	3.84
352	BONGA LOWER PRIM.	106042204	Primary School	METRO CENTRAL	GUGULETU	CITY OF CAPE TOWN	3.64
353	CAPE TOWN HS.	103310213	Secondary School	METRO CENTRAL	CAPE TOWN CITY CENTRE	CITY OF CAPE TOWN	3.89
354	CLAREMONT PRIM.	105309223	Primary School	METRO CENTRAL	CLAREMONT	CITY OF CAPE TOWN	2.24
355	GARDENS COMMERCIAL HS.	103307200	Secondary School	METRO CENTRAL	CAPE TOWN CITY CENTRE	CITY OF CAPE TOWN	3.94
356	GOLDEN GROVE PRIM.	105309253	Primary School	METRO CENTRAL	RONDEBOSCH	CITY OF CAPE TOWN	3.26
357	GOOD HOPE SEMINARY HS.	103310238	Secondary School	METRO CENTRAL	GARDENS	CITY OF CAPE TOWN	4.09
358	GOOD HOPE SEMINARY JUNIOR	103309254	Primary School	METRO CENTRAL	VREDEHOEK	CITY OF CAPE TOWN	3.46
359	HOUTBAAI SEK.	105313904	Secondary School	METRO CENTRAL	HOUT BAY	CITY OF CAPE TOWN	2.7
360	INTSHINGA PRIM.	106042207	Primary School	METRO CENTRAL	GUGULETU	CITY OF CAPE TOWN	3.09
361	LEHLOHONOLO PRIM.	106042210	Primary School	METRO CENTRAL	GUGULETU	CITY OF CAPE TOWN	3.45
362	LWAZI PRIM.	106042108	Primary School	METRO CENTRAL	GUGULETU	CITY OF CAPE TOWN	2.91
363	RAHMANIYEH PRIM.	103316016	Primary School	METRO CENTRAL	ZONNEBLOEM	CITY OF CAPE TOWN	3.36
364	ROSEBANK JUNIOR	105309332	Primary School	METRO CENTRAL	RONDEBOSCH	CITY OF CAPE TOWN	3.3
365	SILIKAMVA HIGH SCHOOL	100000129	Secondary School	METRO CENTRAL	HOUT BAY	CITY OF CAPE TOWN	0
366	SIYAZINGISA PRIM.	106042214	Primary School	METRO CENTRAL	GUGULETU	CITY OF CAPE TOWN	3.29
367	WALMER SEC.	103313122	Secondary School	METRO CENTRAL	WOODSTOCK	CITY OF CAPE TOWN	3.09
368	XOLANI PRIM.	106042314	Primary School	METRO CENTRAL	GUGULETU	CITY OF CAPE TOWN	3.08
369	BERGSIG PRIM	102480088	Primary School	METRO CENTRAL	BONTEHEUWEL	CITY OF CAPE TOWN	3.2
370	BRAMBLE WAY PRIM.	102480169	Primary School	METRO CENTRAL	BONTEHEUWEL	CITY OF CAPE TOWN	3.15

**TEMPLATE 3.1: CONDITION ASSESSMENT OF BUILDINGS - STATE-OWNED**  
**USER DEPARTMENT: EDUCATION**  
[List sorted alphabetically per Education District", then "Name of School"]

No.	PROPERTY DESCRIPTION / NAME OF SCHOOL	CEMIS Nr	TYPE OF SCHOOL	EDUCATION DISTRICT	SUBURB	TOWN	CONDITION ASSESSMENT
371	CEDAR PRIM.	102480185	Primary School	METRO CENTRAL	BONTEHEUWEL	CITY OF CAPE TOWN	3.19
372	CENTRAL PARK PRIM.	102480193	Primary School	METRO CENTRAL	BONTEHEUWEL	CITY OF CAPE TOWN	3.35
373	E. A. JANARI PRIM	105480622	Primary School	METRO CENTRAL	BONTEHEUWEL	CITY OF CAPE TOWN	3.33
374	HAROLD CRESSY HS.	103313378	Secondary School	METRO CENTRAL	ZONNEBLOEM	CITY OF CAPE TOWN	4.6
375	IKAMVALETHU SEC.	102041321	Secondary School	METRO CENTRAL	LANGA	CITY OF CAPE TOWN	3.25
376	ISILIMELA SEC	102042104	Secondary School	METRO CENTRAL	LANGA	CITY OF CAPE TOWN	3.15
377	KALKSTEENFONTEIN PRIM.	102480460	Primary School	METRO CENTRAL	KALKSTEENFONTEIN	CITY OF CAPE TOWN	3.27
378	KLIPFONTEIN PRIM.	102480509	Primary School	METRO CENTRAL	BONTEHEUWEL	CITY OF CAPE TOWN	3.36
379	NERINA PRIM.	102480584	Primary School	METRO CENTRAL	BONTEHEUWEL	CITY OF CAPE TOWN	3.33
380	PINEHURST PRIM.	102309319	Primary School	METRO CENTRAL	PINELANDS	CITY OF CAPE TOWN	3.59
381	PINELANDS HS.	102310278	Secondary School	METRO CENTRAL	PINELANDS	CITY OF CAPE TOWN	3.18
382	PINELANDS NORTH PRIM.	102309321	Primary School	METRO CENTRAL	PINELANDS	CITY OF CAPE TOWN	3
383	QUEEN'S PARK HS.	103310281	Secondary School	METRO CENTRAL	WOODSTOCK	CITY OF CAPE TOWN	3.76
384	SALT RIVER SEC	103313459	Secondary School	METRO CENTRAL	OBSERVATORY	CITY OF CAPE TOWN	3.42
385	THE PINELANDS PRIM.	102309320	Primary School	METRO CENTRAL	PINELANDS	CITY OF CAPE TOWN	3.01
386	THORNTON PRIM.	102309358	Primary School	METRO CENTRAL	THORNTON	CITY OF CAPE TOWN	3.19
387	TRAFALGAR SEC.	103313335	Secondary School	METRO CENTRAL	ZONNEBLOEM	CITY OF CAPE TOWN	3.72
388	AKASIAPARK LS.	102006062	Primary School	METRO CENTRAL	ACACIA PARK	CITY OF CAPE TOWN	0
389	ALEXANDER SINTON SEC.	105483311	Secondary School	METRO CENTRAL	BELGRAVIA	CITY OF CAPE TOWN	3.52
390	BOKMAKIERIE PRIM.	105480940	Primary School	METRO CENTRAL	HAZENDAL	CITY OF CAPE TOWN	3.01
391	FACTRETON PRIM.	103322113	Primary School	METRO CENTRAL	WINDERMERE	CITY OF CAPE TOWN	3.07
392	GARLANDALE PRIM.	105480371	Primary School	METRO CENTRAL	ATHLONE	CITY OF CAPE TOWN	3.21
393	GREENFIELD GIRLS' PRIM.	105309258	Primary School	METRO CENTRAL	CLAREMONT	CITY OF CAPE TOWN	2.96
394	GROVE PRIM.	105309260	Primary School	METRO CENTRAL	CLAREMONT	CITY OF CAPE TOWN	3.22
395	HAZENDAL PRIM.	105310409	Primary School	METRO CENTRAL	HAZENDAL	CITY OF CAPE TOWN	3.11
396	KEWTOWN PRIM.	105480495	Primary School	METRO CENTRAL	KEWTOWN	CITY OF CAPE TOWN	3.73
397	KOEBERG PRIM.	103309308	Primary School	METRO CENTRAL	MAITLAND	CITY OF CAPE TOWN	2.68
398	KULANI SEC	102042218	Secondary School	METRO CENTRAL	LANGA	CITY OF CAPE TOWN	4
399	LANGA SEC.	102042103	Secondary School	METRO CENTRAL	LANGA	CITY OF CAPE TOWN	2.92
400	NED DOMAN HS.	105483516	Secondary School	METRO CENTRAL	ATHLONE	CITY OF CAPE TOWN	3.1
401	OUDE MOLEN HTS.	103303206	Secondary School	METRO CENTRAL	MAITLAND	CITY OF CAPE TOWN	3.5
402	RONDEBOSCH EAST PRIM.	105309331	Primary School	METRO CENTRAL	RONDEBOSCH EAST	CITY OF CAPE TOWN	3.51
403	ROSMEAD CENTRAL PRIM.	105310115	Primary School	METRO CENTRAL	CLAREMONT	CITY OF CAPE TOWN	3.07
404	RUSTENBURG GIRLS' JUNIOR.	105309333	Primary School	METRO CENTRAL	RONDEBOSCH	CITY OF CAPE TOWN	3.8
405	SUNDERLAND PRIM.	103322156	Primary School	METRO CENTRAL	WINDERMERE	CITY OF CAPE TOWN	2.77
406	W.D. HENDRICKS PRIM.	103322164	Primary School	METRO CENTRAL	WINDERMERE	CITY OF CAPE TOWN	3.08
407	DISA PRIM. (HOUT BAY)	100000078	Primary School	METRO CENTRAL	HOUT BAY	CITY OF CAPE TOWN	0
408	DOWNEVILLE PRIM.	105480274	Primary School	METRO CENTRAL	MANENBERG	CITY OF CAPE TOWN	3.31
409	EDENDALE PRIM.	105480290	Primary School	METRO CENTRAL	MANENBERG	CITY OF CAPE TOWN	2.26
410	KRONENDAL PRIM.	105309283	Primary School	METRO CENTRAL	HOUT BAY	CITY OF CAPE TOWN	3.35
411	LLANDUDNO PRIM.	105309291	Primary School	METRO CENTRAL	LLANDUDNO	CITY OF CAPE TOWN	3.74



**TEMPLATE 3.1: CONDITION ASSESSMENT OF BUILDINGS - STATE-OWNED**  
**USER DEPARTMENT: EDUCATION**  
[List sorted alphabetically per Education District", then "Name of School"]

No.	PROPERTY DESCRIPTION / NAME OF SCHOOL	CEMIS Nr	TYPE OF SCHOOL	EDUCATION DISTRICT	SUBURB	TOWN	CONDITION ASSESSMENT
412	MANENBERG SEK.	105483486	Secondary School	METRO CENTRAL	MANENBERG	CITY OF CAPE TOWN	3.08
413	OAKHURST GIRLS' PRIM.	105309306	Primary School	METRO CENTRAL	RONDEBOSCH	CITY OF CAPE TOWN	3.53
414	PHOENIX SEK.	105483494	Secondary School	METRO CENTRAL	MANENBERG	CITY OF CAPE TOWN	3.23
415	PRIMROSE PARK PRIM.	105480649	Primary School	METRO CENTRAL	NEWFIELDS	CITY OF CAPE TOWN	3.08
416	RED RIVER PRIM.	105480673	Primary School	METRO CENTRAL	MANENBERG	CITY OF CAPE TOWN	1.95
417	RIO GRANDE PRIM.	105480681	Primary School	METRO CENTRAL	MANENBERG	CITY OF CAPE TOWN	2.27
418	RUSTENBURG GIRLS' HS.	105310291	Secondary School	METRO CENTRAL	ROSEBANK	CITY OF CAPE TOWN	3.58
419	S.A. COLLEGE HS.	105310293	Secondary School	METRO CENTRAL	NEWLANDS	CITY OF CAPE TOWN	3.74
420	S.A. COLLEGE JUNIOR.	105309334	Primary School	METRO CENTRAL	NEWLANDS	CITY OF CAPE TOWN	3.48
421	SANS SOUCI GIRLS' HS.	105310296	Secondary School	METRO CENTRAL	NEWLANDS	CITY OF CAPE TOWN	3.1
422	SENTINEL PRIM.	105313033	Primary School	METRO CENTRAL	HOUT BAY	CITY OF CAPE TOWN	2.23
423	SILVERSTREAM PRIM.	105480762	Primary School	METRO CENTRAL	MANENBERG	CITY OF CAPE TOWN	2.73
424	SILVERSTREAM SEK.	105483559	Secondary School	METRO CENTRAL	MANENBERG	CITY OF CAPE TOWN	2.93
425	SONDEREND PRIM.	105480770	Primary School	METRO CENTRAL	MANENBERG	CITY OF CAPE TOWN	3.21
426	WESTERFORD HS.	105310316	Secondary School	METRO CENTRAL	RONDEBOSCH	CITY OF CAPE TOWN	2.84
427	ARCADIA PRIM.	102480037	Primary School	METRO CENTRAL	BONTEHEUWEL	CITY OF CAPE TOWN	3.24
428	ARCADIA SEN. SEK.	102483338	Secondary School	METRO CENTRAL	BONTEHEUWEL	CITY OF CAPE TOWN	3.21
429	BONTEHEUWEL SEK.	102483389	Secondary School	METRO CENTRAL	BONTEHEUWEL	CITY OF CAPE TOWN	3.3
430	BOUNDARY PRIM.	102480177	Primary School	METRO CENTRAL	BONTEHEUWEL	CITY OF CAPE TOWN	3.15
431	CLAREMONT HS	100000055	Secondary School	METRO CENTRAL	CLAREMONT	CITY OF CAPE TOWN	0
432	DISA PRIM.	102480266	Primary School	METRO CENTRAL	BONTEHEUWEL	CITY OF CAPE TOWN	3.08
433	H.J. KRONEBERG JUN. PRIM.	103322121	Primary School	METRO CENTRAL	MAITLAND	CITY OF CAPE TOWN	3.08
434	KENMERE PRIM.	103322148	Primary School	METRO CENTRAL	KENSINGTON	CITY OF CAPE TOWN	3.18
435	LIVINGSTONE HS.	105313343	Secondary School	METRO CENTRAL	CLAREMONT	CITY OF CAPE TOWN	2.73
436	MIMOSA PRIM.	102480568	Primary School	METRO CENTRAL	BONTEHEUWEL	CITY OF CAPE TOWN	3.43
437	MODDERDAM SEK.	102483508	Secondary School	METRO CENTRAL	BONTEHEUWEL	CITY OF CAPE TOWN	3.3
438	NEWFIELDS PRIM.	105480932	Primary School	METRO CENTRAL	NEWFIELDS	CITY OF CAPE TOWN	3.16
439	OAKLANDS SEK.	105313432	Secondary School	METRO CENTRAL	LANSDOWNE	CITY OF CAPE TOWN	4.63
440	PARKFIELDS PRIM.	105311146	Primary School	METRO CENTRAL	HANOVER PARK	CITY OF CAPE TOWN	3.36
441	PROTEA PRIM. (BONTEH.)	102480657	Primary School	METRO CENTRAL	BONTEHEUWEL	CITY OF CAPE TOWN	2.98
442	VOORTREKKER HS.	105310311	Secondary School	METRO CENTRAL	KENILWORTH	CITY OF CAPE TOWN	3.24
443	WINDERMERE PRIM.	103322172	Primary School	METRO CENTRAL	KENSINGTON	CITY OF CAPE TOWN	2.85
444	WINGFIELD PRIM.	103322180	Primary School	METRO CENTRAL	WINDERMERE	CITY OF CAPE TOWN	2.76
445	WOODLANDS PRIM.	105480916	Primary School	METRO CENTRAL	HEIDEVELD	CITY OF CAPE TOWN	2.85
446	ATHLONE NORTH PRIM.	105480045	Primary School	METRO CENTRAL	SILVERTOWN	CITY OF CAPE TOWN	2.9
447	ATHWOOD PRIM.	105311073	Primary School	METRO CENTRAL	PINATI	CITY OF CAPE TOWN	2.96
448	BELMOR PRIM.	105311545	Primary School	METRO CENTRAL	HANOVER PARK	CITY OF CAPE TOWN	3.05
449	BLOMVLEI PRIM.	105311081	Primary School	METRO CENTRAL	MOUNTVIEW	CITY OF CAPE TOWN	3.62
450	BLOSSOM STREET PRIM.	105480134	Primary School	METRO CENTRAL	SILVERTOWN	CITY OF CAPE TOWN	3.79
451	BRIDGETOWN SEC.	105483397	Secondary School	METRO CENTRAL	BRIDGETOWN	CITY OF CAPE TOWN	3.5
452	CRYSTAL SEK.	105313602	Secondary School	METRO CENTRAL	HANOVER PARK	CITY OF CAPE TOWN	3.39

**TEMPLATE 3.1: CONDITION ASSESSMENT OF BUILDINGS - STATE-OWNED**  
**USER DEPARTMENT: EDUCATION**  
[List sorted alphabetically per Education District", then "Name of School"]

No.	PROPERTY DESCRIPTION / NAME OF SCHOOL	CEMIS Nr	TYPE OF SCHOOL	EDUCATION DISTRICT	SUBURB	TOWN	CONDITION ASSESSMENT
453	DAGBREEK PRIM.	105480258	Primary School	METRO CENTRAL	HEIDEVELD	CITY OF CAPE TOWN	3.06
454	GROENVLEI SEC.	105483443	Secondary School	METRO CENTRAL	LANSDOWNE	CITY OF CAPE TOWN	3.03
455	KENWYN PRIM.	105309376	Primary School	METRO CENTRAL	LANSDOWNE	CITY OF CAPE TOWN	3.23
456	MORGENSON PRIM.	105311340	Primary School	METRO CENTRAL	MOUNTVIEW	CITY OF CAPE TOWN	3.59
457	MOUNT VIEW SEC.	105313610	Secondary School	METRO CENTRAL	MOUNTVIEW	CITY OF CAPE TOWN	3.68
458	NORMA ROAD PRIM.	105480606	Primary School	METRO CENTRAL	SILVERTOWN	CITY OF CAPE TOWN	3.21
459	SILVERLEA PRIM.	105480754	Primary School	METRO CENTRAL	SILVERTOWN	CITY OF CAPE TOWN	2.72
460	SPES BONA HS.	105483540	Secondary School	METRO CENTRAL	HAZENDAL	CITY OF CAPE TOWN	3.18
461	SUMMIT PRIM.	105311200	Primary School	METRO CENTRAL	HANOVER PARK	CITY OF CAPE TOWN	2.71
462	SUNLANDS PRIM.	105309348	Primary School	METRO CENTRAL	LANSDOWNE	CITY OF CAPE TOWN	2.97
463	WINDSOR HS.	105310317	Secondary School	METRO CENTRAL	LANSDOWNE	CITY OF CAPE TOWN	2.83
464	WINDSOR PREP.	105308212	Primary School	METRO CENTRAL	LANSDOWNE	CITY OF CAPE TOWN	2.99
465	ALICEDALE PRIM.	105480029	Primary School	METRO CENTRAL	ATHLONE	CITY OF CAPE TOWN	3.05
466	ATHLONE SEC.	105483346	Secondary School	METRO CENTRAL	SILVERTOWN	CITY OF CAPE TOWN	3.05
467	BELGRAVIA SEC.	105483362	Secondary School	METRO CENTRAL	BELGRAVIA	CITY OF CAPE TOWN	3.09
468	BRIDGEVILLE PRIM.	105480150	Primary School	METRO CENTRAL	BRIDGETOWN	CITY OF CAPE TOWN	3.81
469	CYPRESS PRIM.	105480231	Primary School	METRO CENTRAL	BRIDGETOWN	CITY OF CAPE TOWN	3.72
470	HEATHERDALE PRIM.	105480401	Primary School	METRO CENTRAL	BELGRAVIA	CITY OF CAPE TOWN	3.3
471	MOKONE PRIM.	102042308	Primary School	METRO CENTRAL	LANGA	CITY OF CAPE TOWN	3.3
472	MOSHESH PRIM.	102042309	Primary School	METRO CENTRAL	LANGA	CITY OF CAPE TOWN	3.09
473	PEAK VIEW SEK.	105483524	Secondary School	METRO CENTRAL	BRIDGETOWN	CITY OF CAPE TOWN	3.09
474	RYLANDS HS.	105062458	Secondary School	METRO CENTRAL	GATESVILLE	CITY OF CAPE TOWN	3.9
475	RYLANDS PRIM.	105062424	Primary School	METRO CENTRAL	RYLANDS	CITY OF CAPE TOWN	3.6
476	SIYABULELA PRIM.	102042310	Primary School	METRO CENTRAL	LANGA	CITY OF CAPE TOWN	3.69
477	STARLING PRIM	105062400	Primary School	METRO CENTRAL	MOUNTVIEW	CITY OF CAPE TOWN	3.73
478	THEMBANI PRIM.	102042312	Primary School	METRO CENTRAL	LANGA	CITY OF CAPE TOWN	3.54
479	TURFHALL PRIM.	105480827	Primary School	METRO CENTRAL	BELTHORN ESTATE	CITY OF CAPE TOWN	3.94
480	VOORSPOED PRIM.	105311286	Primary School	METRO CENTRAL	HANOVER PARK	CITY OF CAPE TOWN	3.34
481	ZIMASA PRIM.	102042315	Intermediate School	METRO CENTRAL	LANGA	CITY OF CAPE TOWN	3.21
482	BELTHORN PRIM.	105480118	Primary School	METRO CENTRAL	BELTHORN ESTATE	CITY OF CAPE TOWN	3.43
483	CATHKIN SEC.	105483400	Secondary School	METRO CENTRAL	HEIDEVELD	CITY OF CAPE TOWN	2.23
484	CHAPEL STREET PRIM.	103310077	Primary School	METRO CENTRAL	ZONNEBLOEM	CITY OF CAPE TOWN	3.81
485	DRYDEN STREET PRIM	103310301	Primary School	METRO CENTRAL	SALT RIVER	CITY OF CAPE TOWN	3.13
486	GARLANDALE SEK.	105483435	Secondary School	METRO CENTRAL	ATHLONE	CITY OF CAPE TOWN	2.85
487	HEIDEVELD PRIM.	105480428	Primary School	METRO CENTRAL	HEIDEVELD	CITY OF CAPE TOWN	3.04
488	HEIDEVELD SEK.	105483451	Secondary School	METRO CENTRAL	HEIDEVELD	CITY OF CAPE TOWN	3.5
489	MONTANA PRIM.	102480576	Primary School	METRO CENTRAL	KALKSTEENFONTEIN	CITY OF CAPE TOWN	3.65
490	MONTEVIDEO PRIM.	102480975	Primary School	METRO CENTRAL	MONTANA	CITY OF CAPE TOWN	3.65
491	MOUNTAIN ROAD PRIM.	103309300	Primary School	METRO CENTRAL	WOODSTOCK	CITY OF CAPE TOWN	4.03
492	OBSERVATORY JUNIOR	103309307	Primary School	METRO CENTRAL	OBSERVATORY	CITY OF CAPE TOWN	3.64
493	RHODES HS.	105310284	Secondary School	METRO CENTRAL	MOWBRAY	CITY OF CAPE TOWN	3.4



**TEMPLATE 3.1: CONDITION ASSESSMENT OF BUILDINGS - STATE-OWNED**  
**USER DEPARTMENT: EDUCATION**  
[List sorted alphabetically per Education District", then "Name of School"]

No.	PROPERTY DESCRIPTION / NAME OF SCHOOL	CEMIS Nr	TYPE OF SCHOOL	EDUCATION DISTRICT	SUBURB	TOWN	CONDITION ASSESSMENT
494	ROSEWOOD PRIM.	102480711	Primary School	METRO CENTRAL	BONTEHEUWEL	CITY OF CAPE TOWN	3.56
495	SUNNYSIDE PRIM.	105480789	Primary School	METRO CENTRAL	BELGRAVIA	CITY OF CAPE TOWN	3.02
496	THANDOKHULU SEC	105041120	Secondary School	METRO CENTRAL	MOWBRAY	CITY OF CAPE TOWN	3.1
497	THORNTONWEG PRIM.	105480819	Primary School	METRO CENTRAL	CRAWFORD	CITY OF CAPE TOWN	2.66
498	VANGUARD PRIM.	105480878	Primary School	METRO CENTRAL	VANGUARD	CITY OF CAPE TOWN	3.38
499	WILLOWS PRIM.	105480908	Primary School	METRO CENTRAL	HEIDEVELD	CITY OF CAPE TOWN	3.2
500	CECIL ROAD PRIM.	103310174	Primary School	METRO CENTRAL	SALT RIVER	CITY OF CAPE TOWN	3.93
501	EASTER PEAK PRIM.	105480282	Primary School	METRO CENTRAL	MANENBERG	CITY OF CAPE TOWN	3.03
502	GARDEN VILLAGE PRIM.	103316563	Primary School	METRO CENTRAL	MAITLAND GARDEN VILLAGE	CITY OF CAPE TOWN	0
503	GROOTE SCHUUR HS.	105310240	Secondary School	METRO CENTRAL	NEWLANDS	CITY OF CAPE TOWN	3.01
504	GROOTE SCHUUR PRIM.	105309259	Primary School	METRO CENTRAL	RONDEBOSCH	CITY OF CAPE TOWN	3.01
505	KENSINGTON SEC.	103323810	Secondary School	METRO CENTRAL	KENSINGTON	CITY OF CAPE TOWN	2.98
506	MAITLAND SEK.	103323829	Secondary School	METRO CENTRAL	MAITLAND	CITY OF CAPE TOWN	2.97
507	MANENBERG PRIM.	105480533	Primary School	METRO CENTRAL	MANENBERG	CITY OF CAPE TOWN	2.91
508	PORTAVUE PRIM.	105480967	Primary School	METRO CENTRAL	SURREY	CITY OF CAPE TOWN	2.99
509	PORTIA PRIM.	105480630	Primary School	METRO CENTRAL	LANSDOWNE	CITY OF CAPE TOWN	2.61
510	RONDEBOSCH BOYS' HS.	105310288	Secondary School	METRO CENTRAL	RONDEBOSCH	CITY OF CAPE TOWN	4.04
511	RONDEBOSCH BOYS' PREP.	105309330	Primary School	METRO CENTRAL	RONDEBOSCH	CITY OF CAPE TOWN	3.49
512	SAAMBOU PRIM.	105480738	Primary School	METRO CENTRAL	MANENBERG	CITY OF CAPE TOWN	2.48
513	SURREY PRIM.	105480797	Primary School	METRO CENTRAL	SURREY	CITY OF CAPE TOWN	3.27
514	WELCOME PRIM.	105480886	Primary School	METRO CENTRAL	WELCOME	CITY OF CAPE TOWN	3.06
515	WINDERMERE SEK.	103323837	Secondary School	METRO CENTRAL	WINDERMERE	CITY OF CAPE TOWN	2.8
516	YORK ROAD PRIM.	105480924	Primary School	METRO CENTRAL	LANSDOWNE	CITY OF CAPE TOWN	3.17
517	CHUMISA PRIM.	106041218	Primary School	METRO EAST	NONQUBELA	CITY OF CAPE TOWN	3.32
518	ENKULULEKWENI PRIM.	107322377	Primary School	METRO EAST	WALLACEDENE	CITY OF CAPE TOWN	3.61
519	ESANGWENI SEC.	102323934	Secondary School	METRO EAST	KUYASA	CITY OF CAPE TOWN	3.6
520	FIRGROVE PRIM.	110322016	Primary School	METRO EAST	FIRGROVE	CITY OF CAPE TOWN	3.56
521	HARRY GWALA SEC.	103323918	Secondary School	METRO EAST	UMRHABULO TRIANGLE	CITY OF CAPE TOWN	3.5
522	IMVUMELWANO PRIM.	107322431	Primary School	METRO EAST	WALLACEDENE	CITY OF CAPE TOWN	3.81
523	KUYASA PRIM	106400742	Primary School	METRO EAST	KUYASA	CITY OF CAPE TOWN	3.61
524	LUDWE NGAMLANA PRIMARY SCH	106008327	Primary School	METRO EAST	KUYASA	CITY OF CAPE TOWN	0
525	MACASSAR PRIM.	110320811	Primary School	METRO EAST	RIVERSIDE	CITY OF CAPE TOWN	3.25
526	MACASSAR SEK	110323527	Secondary School	METRO EAST	MACASSAR	CITY OF CAPE TOWN	3.06
527	MARVIN PARK PRIM.	110321494	Primary School	METRO EAST	MACASSAR	CITY OF CAPE TOWN	3.21
528	MASIPHUMELELE PRIM	110377104	Primary School	METRO EAST	UMRHABULO TRIANGLE	CITY OF CAPE TOWN	3.16
529	OKLAHOMASTRAAT PRIM.	110321001	Primary School	METRO EAST	DEACONVILLE	CITY OF CAPE TOWN	2.83
530	SIPHAMANDLA SEC.	106323993	Secondary School	METRO EAST	KUYASA	CITY OF CAPE TOWN	0
531	WALLACEDENE SEC	107008016	Secondary School	METRO EAST	WALLACEDENE	CITY OF CAPE TOWN	4.38
532	ZANDVLIET HS.	110323780	Secondary School	METRO EAST	MACASSAR	CITY OF CAPE TOWN	3.52
533	ARISTEA PRIM.	101309202	Primary School	METRO EAST	WINDSOR PARK ESTATE	CITY OF CAPE TOWN	3.65
534	BASTION PRIM.	107309204	Primary School	METRO EAST	PROTEA HEIGHTS	CITY OF CAPE TOWN	4.1

**TEMPLATE 3.1: CONDITION ASSESSMENT OF BUILDINGS - STATE-OWNED**  
**USER DEPARTMENT: EDUCATION**  
[List sorted alphabetically per Education District", then "Name of School"]

No.	PROPERTY DESCRIPTION / NAME OF SCHOOL	CEMIS Nr	TYPE OF SCHOOL	EDUCATION DISTRICT	SUBURB	TOWN	CONDITION ASSESSMENT
535	BLUE DOWNS PRIM	107007988	Primary School	METRO EAST	MALIBU VILLAGE	CITY OF CAPE TOWN	4.7
536	BRACKENFELL HS.	107310205	Secondary School	METRO EAST	MORGENSTER HEIGHTS	CITY OF CAPE TOWN	3.93
537	BRACKENFELL PRIM.	107309213	Primary School	METRO EAST	ARAUNA	CITY OF CAPE TOWN	4.03
538	ENCOTSHENI PRIM.	106322385	Primary School	METRO EAST	MXOLISI PHETANI	CITY OF CAPE TOWN	3.5
539	HECTOR PETERSON SEC.	107323136	Secondary School	METRO EAST	WALLACEDENE	CITY OF CAPE TOWN	3.37
540	KLEINVLEI SEK.	107323578	Secondary School	METRO EAST	KLEINVLEI TOWN	CITY OF CAPE TOWN	3.59
541	MALIBU SEK.	107323802	Secondary School	METRO EAST	MALIBU VILLAGE	CITY OF CAPE TOWN	3.67
542	MASIYILE SENIOR SEC	106041105	Secondary School	METRO EAST	EYETHU	CITY OF CAPE TOWN	3.29
543	NOLUNGILE PRIM.	106460826	Primary School	METRO EAST	MXOLISI PHETANI	CITY OF CAPE TOWN	3.5
544	NORTHPINE PRIMARY SCHOOL.	107321915	Primary School	METRO EAST	NORTHPINE	CITY OF CAPE TOWN	3.19
545	NORTHPINE TECHNICAL HS	100000108	Secondary School	METRO EAST	NORTHPINE	CITY OF CAPE TOWN	0
546	PROTEA HEIGHTS ACADEMY	100000355	Secondary School	METRO EAST	PROTEA HEIGHTS	CITY OF CAPE TOWN	0
547	PROTEA HEIGHTS PRIMARY SCHOOL	100000438	Primary School	METRO EAST	PROTEA HEIGHTS	CITY OF CAPE TOWN	0
548	R.R. FRANKS PRIM.	107320803	Primary School	METRO EAST	KLEINVLEI TOWN	CITY OF CAPE TOWN	3.04
549	SIVILE PRIM.	106041225	Intermediate School	METRO EAST	THEMBOKWEZI	CITY OF CAPE TOWN	3.73
550	VUZAMANZI PUBL. PRIM.	106041213	Primary School	METRO EAST	MXOLISI PHETANI	CITY OF CAPE TOWN	3.36
551	WEST BANK NO. 1 PRIM.	107319333	Primary School	METRO EAST	WESBANK	CITY OF CAPE TOWN	3.51
552	BERNADINO HEIGHTS SEK.	101323764	Secondary School	METRO EAST	SCOTSDENE	CITY OF CAPE TOWN	3.78
553	BROOKLANDS PRIM.	107322326	Primary School	METRO EAST	NORTHPINE	CITY OF CAPE TOWN	2.96
554	EIKENDAL PRIM.	101321524	Primary School	METRO EAST	EIKENDAL	CITY OF CAPE TOWN	3.06
555	EXCELSIOR PRIM. (BELLVILLE)	101309243	Primary School	METRO EAST	DE LA HAYE	CITY OF CAPE TOWN	3.77
556	INTLANGANISO SEC	106041318	Secondary School	METRO EAST	MXOLISI PHETANI	CITY OF CAPE TOWN	3.39
557	JOE SLOVO SEC.	106041220	Secondary School	METRO EAST	KHAYA	CITY OF CAPE TOWN	3.4
558	LABIANCE PRIM.	101309285	Primary School	METRO EAST	LABIANCE	CITY OF CAPE TOWN	3.5
559	LULEKA PRIM.	106041329	Primary School	METRO EAST	HARARE	CITY OF CAPE TOWN	3.35
560	MIKRO LS	107309296	Primary School	METRO EAST	KLIPDAM	CITY OF CAPE TOWN	4.22
561	MONUMENT PARK HS.	101310264	Secondary School	METRO EAST	WINDSOR PARK ESTATE	CITY OF CAPE TOWN	3.8
562	NTWASAHLOBO PRIM.	106041219	Primary School	METRO EAST	VICTORIA MXENGE	CITY OF CAPE TOWN	3.53
563	PETUNIA PRIM.	107321702	Primary School	METRO EAST	SCOTTSVILLE	CITY OF CAPE TOWN	3.4
564	RAINBOW PRIM.	107328642	Primary School	METRO EAST	WESBANK	CITY OF CAPE TOWN	3.31
565	SAKUMLANDELA PRIM.	106041209	Primary School	METRO EAST	VICTORIA MXENGE	CITY OF CAPE TOWN	3.35
566	SCOTTSVILLE PRIM.	107320846	Primary School	METRO EAST	SCOTTSVILLE	CITY OF CAPE TOWN	3.98
567	SCOTTSVILLE SEK.	101323632	Secondary School	METRO EAST	SCOTTSVILLE	CITY OF CAPE TOWN	3.68
568	SOBAMBISANA PRIM.	106041210	Primary School	METRO EAST	VICTORIA MXENGE	CITY OF CAPE TOWN	3.13
569	UMMANGALISO PRIM.	106041212	Primary School	METRO EAST	VICTORIA MXENGE	CITY OF CAPE TOWN	3.37
570	USASAZO SEC.	103323926	Secondary School	METRO EAST	VICTORIA MXENGE	CITY OF CAPE TOWN	3.29
571	BLOEKOMBOS PRIM	107328324	Primary School	METRO EAST	BLOEKOMBOS	CITY OF CAPE TOWN	3.32
572	CAVALLERIA PRIM	101320986	Primary School	METRO EAST	SCOTSDENE	CITY OF CAPE TOWN	3.18
573	DENNEMERE PRIM.	107322229	Primary School	METRO EAST	DENNEMERE	CITY OF CAPE TOWN	3.73
574	EKUTHULENI PRIM.	107322423	Primary School	METRO EAST	BLOEKOMBOS	CITY OF CAPE TOWN	3.39
575	FANIE THERON PRIM.	101309245	Primary School	METRO EAST	PEERLESS PARK NORTH	CITY OF CAPE TOWN	3.33

**TEMPLATE 3.1: CONDITION ASSESSMENT OF BUILDINGS - STATE-OWNED**  
**USER DEPARTMENT: EDUCATION**  
[List sorted alphabetically per Education District", then "Name of School"]

No.	PROPERTY DESCRIPTION / NAME OF SCHOOL	CEMIS Nr	TYPE OF SCHOOL	EDUCATION DISTRICT	SUBURB	TOWN	CONDITION ASSESSMENT
576	HELDERKRUIN PRIM.	107321877	Primary School	METRO EAST	KLEINVLEI TOWN	CITY OF CAPE TOWN	3.52
577	HOMBA PRIM.	106041202	Primary School	METRO EAST	KHAYA	CITY OF CAPE TOWN	3.37
578	HOTTENTOTS-HOLLAND HS.	110310242	Secondary School	METRO EAST	STRAND	CITY OF CAPE TOWN	3.76
579	IKHUSI PRIM.	106041221	Primary School	METRO EAST	VICTORIA MXENGE	CITY OF CAPE TOWN	3.67
580	IKHWEZI leSIZWE PRIM.	106041215	Primary School	METRO EAST	KHAYA	CITY OF CAPE TOWN	3.09
581	INJONGO PRIM.	106041203	Primary School	METRO EAST	KHAYA	CITY OF CAPE TOWN	3.52
582	ISIKHOKELO PRIM.	106322350	Primary School	METRO EAST	MXOLISI PHETANI	CITY OF CAPE TOWN	3.44
583	KUILS RIVER TECHNICAL SEC	107323977	Secondary School	METRO EAST	HIGHBURY	CITY OF CAPE TOWN	3.74
584	MATTHEW GONIWE MEMORIAL HS	106041102	Secondary School	METRO EAST	NONQUBELA	CITY OF CAPE TOWN	3.61
585	PARKDENE PRIM. (Bellville)	101320900	Primary School	METRO EAST	SCOTTSDENE	CITY OF CAPE TOWN	3.5
586	SCOTTSDENE SEK.	101323039	Secondary School	METRO EAST	SCOTTSDENE	CITY OF CAPE TOWN	3.06
587	SOMERSET-WES LS.	110309342	Primary School	METRO EAST	SOMERSET WEST	CITY OF CAPE TOWN	3.74
588	UXOLO HS.	106041339	Secondary School	METRO EAST	MANDELA PARK	CITY OF CAPE TOWN	3.03
589	ZOLA SENIOR SEC	102483605	Secondary School	METRO EAST	THEMBOKWEZI	CITY OF CAPE TOWN	3.82
590	ACADEMIA PRIM.	109321567	Primary School	METRO EAST	DRIFTSANDS	CITY OF CAPE TOWN	0
591	BELLPARK PRIM.	101309206	Primary School	METRO EAST	OAKDALE	CITY OF CAPE TOWN	4.11
592	BELLVILLE HS.	101310200	Secondary School	METRO EAST	CHRISMAR	CITY OF CAPE TOWN	3.84
593	CENTRE OF SCIENCE AND TECHN	106008233	Secondary School	METRO EAST	ILITHA PARK	CITY OF CAPE TOWN	0
594	FOREST HEIGHTS HS.	107323853	Secondary School	METRO EAST	FOREST HEIGHTS	CITY OF CAPE TOWN	3.92
595	HOPOLANG PRIM.	106041317	Intermediate School	METRO EAST	EYETHU	CITY OF CAPE TOWN	3.67
596	INTSHAYELELO PRIM.	106041335	Primary School	METRO EAST	ILITHA PARK	CITY OF CAPE TOWN	3.5
597	LUHLAZA SEC	106041101	Secondary School	METRO EAST	KHAYA	CITY OF CAPE TOWN	3.65
598	LWANDLE PRIM.	106041206	Primary School	METRO EAST	EYETHU	CITY OF CAPE TOWN	3.56
599	MASIBAMBANE SEC	107393436	Secondary School	METRO EAST	BLOEKOMBOS	CITY OF CAPE TOWN	3.89
600	MELTON PRIM.	107320978	Primary School	METRO EAST	KLEINVLEI TOWN	CITY OF CAPE TOWN	3.77
601	PALM PARK PRIM	107322393	Primary School	METRO EAST	ROSEDALE	CITY OF CAPE TOWN	3.87
602	SIMONSBERG PRIM.	101309341	Primary School	METRO EAST	BELMONT PARK	CITY OF CAPE TOWN	3.93
603	SOSEBENZA PRIM.	106041222	Primary School	METRO EAST	NONQUBELA	CITY OF CAPE TOWN	3.7
604	SPURWING PRIM.	107322288	Primary School	METRO EAST	ELECTRIC CITY	CITY OF CAPE TOWN	3.19
605	STRATFORD PRIM.	107322210	Primary School	METRO EAST	EERSTERIVIER	CITY OF CAPE TOWN	3.73
606	TUSCANY GLEN PRIM.	107322105	Primary School	METRO EAST	TUSCANY GLEN	CITY OF CAPE TOWN	3.65
607	TUSCANY GLEN SEC.	107323187	Secondary School	METRO EAST	TUSCANY GLEN	CITY OF CAPE TOWN	3.38
608	VUSELELA PRIM.	106041214	Primary School	METRO EAST	MXOLISI PHETANI	CITY OF CAPE TOWN	3.48
609	BELLVILLE PRIM.	101309207	Primary School	METRO EAST	OAKDALE	CITY OF CAPE TOWN	3.38
610	BELLVILLE-NOORD PRIM.	101309208	Primary School	METRO EAST	OAKDALE	CITY OF CAPE TOWN	3.52
611	BEVERLEY PARK PRIM.	107322237	Primary School	METRO EAST	EERSTERIVIER SOUTH	CITY OF CAPE TOWN	3.9
612	BLACKHEATH PRIM.	107321796	Primary School	METRO EAST	AUSTINVILLE	CITY OF CAPE TOWN	3.34
613	BLACKHEATH SEK.	107323888	Secondary School	METRO EAST	DENNEMERE	CITY OF CAPE TOWN	3.6
614	EBEN DONGES HS.	101310229	Secondary School	METRO EAST	BELMONT PARK	CITY OF CAPE TOWN	3.62
615	EERSTERIVIER SEK.	107323861	Secondary School	METRO EAST	EERSTERIVIER SOUTH	CITY OF CAPE TOWN	3.81
616	ELUXOLWENI PRIM.	106041217	Primary School	METRO EAST	EYETHU	CITY OF CAPE TOWN	3.25

**TEMPLATE 3.1: CONDITION ASSESSMENT OF BUILDINGS - STATE-OWNED**  
**USER DEPARTMENT: EDUCATION**  
[List sorted alphabetically per Education District", then "Name of School"]

No.	PROPERTY DESCRIPTION / NAME OF SCHOOL	CEMIS Nr	TYPE OF SCHOOL	EDUCATION DISTRICT	SUBURB	TOWN	CONDITION ASSESSMENT
617	FOREST HEIGHTS PRIM.	107322083	Primary School	METRO EAST	FOREST HEIGHTS	CITY OF CAPE TOWN	3.5
618	FOREST VILLAGE LEADERSHIP AC	100000432	Primary School	METRO EAST	FOREST VILLAGE	CITY OF CAPE TOWN	New
619	IQHAYIYA SEC	106324086	Secondary School	METRO EAST	EYETHU	CITY OF CAPE TOWN	3.14
620	IRISTA PRIM.	107321753	Primary School	METRO EAST	SAREPTA	CITY OF CAPE TOWN	3.97
621	ISIPHIWO PRIM.	106322369	Primary School	METRO EAST	HARARE	CITY OF CAPE TOWN	0
622	KUKHANYILE PUBL. PRIM.	106041205	Primary School	METRO EAST	NONQUBELA	CITY OF CAPE TOWN	3.71
623	KWAMFUNDO SEC.	106323128	Secondary School	METRO EAST	HARARE	CITY OF CAPE TOWN	3.84
624	MANYANO HS	106373435	Secondary School	METRO EAST	ILITHA PARK	CITY OF CAPE TOWN	3.85
625	SOYISILE PRIM.	106041211	Primary School	METRO EAST	NONQUBELA	CITY OF CAPE TOWN	3.69
626	WALLACEDENE PRIM	107008015	Primary School	METRO EAST	WALLACEDENE	CITY OF CAPE TOWN	4.89
627	WATSONIA PRIM.	101321788	Primary School	METRO EAST	SCOTTSDENE	CITY OF CAPE TOWN	2.89
628	YOMELELA PRIM.	106041216	Primary School	METRO EAST	NONQUBELA	CITY OF CAPE TOWN	3.82
629	BOTTELARY PRIM.	107326070	Primary School	METRO EAST	BOTFONTEIN SMALLHOLDI	CITY OF CAPE TOWN	3.15
630	BULUMKO SEC	106041121	Secondary School	METRO EAST	EYETHU	CITY OF CAPE TOWN	3.25
631	CHUMA PUBL. PRIM.	106041319	Primary School	METRO EAST	MANDELA PARK	CITY OF CAPE TOWN	3.24
632	DE KUILEN HS.	107310218	Secondary School	METRO EAST	ELIM	CITY OF CAPE TOWN	4.23
633	DE KUILEN PRIM.	107309229	Primary School	METRO EAST	ELIM	CITY OF CAPE TOWN	3.75
634	HIGHBURY PRIMARY SCHOOL	100000431	Primary School	METRO EAST	BELLVILLE TEACHERS COL	CITY OF CAPE TOWN	0
635	KALKFONTEIN PRIM	107008021	Primary School	METRO EAST	KALKFONTEIN II	CITY OF CAPE TOWN	3.93
636	KUILS RIVER PRIM.	107320323	Primary School	METRO EAST	SAREPTA	CITY OF CAPE TOWN	3.04
637	LAWRENSIA PRIM.	101320234	Intermediate School	METRO EAST	OUTSIDE A TOWN	OUTSIDE A TOWN	3.92
638	ROUXVILLE PRIM	100000127	Primary School	METRO EAST	BELLVILLE TEACHERS COL	CITY OF CAPE TOWN	4.02
639	SAREPTA PRIM.	107320331	Primary School	METRO EAST	SAREPTA	CITY OF CAPE TOWN	3.04
640	SAREPTA SEK.	107323748	Secondary School	METRO EAST	SAREPTA	CITY OF CAPE TOWN	3.53
641	SILVERSANDS PRIM	107322318	Primary School	METRO EAST	SILVERSANDS	CITY OF CAPE TOWN	4.03
642	SILVERSANDS SEC.	105008252	Secondary School	METRO EAST	HIGHBURY	CITY OF CAPE TOWN	3.8
643	SIVUYISENI PUBL. PRIM.	106041333	Primary School	METRO EAST	MANDELA PARK	CITY OF CAPE TOWN	0
644	SIZIMISELE SEC.	106323144	Secondary School	METRO EAST	MANDELA PARK	CITY OF CAPE TOWN	0
645	SONEIKE HIGH SCHOOL	100000272	Secondary School	METRO EAST	HIGHBURY	CITY OF CAPE TOWN	0
646	UMTHAWELANGA PRIM.	106041328	Primary School	METRO EAST	EKUPHUMULENI	CITY OF CAPE TOWN	3.79
647	A.C.J. PHAKADE PRIM	111007178	Primary School	METRO EAST	NOMZAMO	CITY OF CAPE TOWN	0
648	BELLVILLE HTS.	101303200	Secondary School	METRO EAST	LABIANCE	CITY OF CAPE TOWN	3.61
649	DE HOOP LS.	110309228	Primary School	METRO EAST	BRIZA	CITY OF CAPE TOWN	4.39
650	DR. G.J. JOUBERT PRIM.	111320633	Primary School	METRO EAST	STRAND	CITY OF CAPE TOWN	3.73
651	HOOFWEG PRIM	107328650	Primary School	METRO EAST	WESBANK	CITY OF CAPE TOWN	3.93
652	IMPENDULO PUBL. PRIM.	106041223	Primary School	METRO EAST	UMRHABULO TRIANGLE	CITY OF CAPE TOWN	3.73
653	KHANYOLWETHU SEC	111323942	Secondary School	METRO EAST	LWANDLE	CITY OF CAPE TOWN	3.43
654	KHAYELITSHA NO 1 SENIOR SEC	110007280	Secondary School	METRO EAST	UMRHABULO TRIANGLE	CITY OF CAPE TOWN	3.28
655	NOMSA MAPONGWANA PRIM.	106041229	Primary School	METRO EAST	MANDELA PARK	CITY OF CAPE TOWN	3.61
656	NOXOLO XAUKA PRIM	106008326	Primary School	METRO EAST	UMRHABULO TRIANGLE	CITY OF CAPE TOWN	0
657	PAREL VALLEI HS.	110310273	Secondary School	METRO EAST	PAREL VALLEI	CITY OF CAPE TOWN	4.69



**TEMPLATE 3.1: CONDITION ASSESSMENT OF BUILDINGS - STATE-OWNED**  
**USER DEPARTMENT: EDUCATION**  
[List sorted alphabetically per Education District", then "Name of School"]

No.	PROPERTY DESCRIPTION / NAME OF SCHOOL	CEMIS Nr	TYPE OF SCHOOL	EDUCATION DISTRICT	SUBURB	TOWN	CONDITION ASSESSMENT
658	RUSTHOF PRIM.	111320439	Primary School	METRO EAST	STRAND	CITY OF CAPE TOWN	2.71
659	RUSTHOF SEK.	111323896	Secondary School	METRO EAST	STRAND	CITY OF CAPE TOWN	3.13
660	SILUKHANYO PRIM	111400750	Primary School	METRO EAST	ASANDA	CITY OF CAPE TOWN	0
661	SIR LOWRY'S PASS PRIM.	110322075	Primary School	METRO EAST	SIR LOWRYS PASS	CITY OF CAPE TOWN	3.38
662	STRAND SEK.	111323721	Secondary School	METRO EAST	STRAND	CITY OF CAPE TOWN	3.07
663	TEMPERANCE TOWN PRIM.	111320307	Primary School	METRO EAST	TEMPERANCE TOWN	CITY OF CAPE TOWN	3.57
664	THEMBELIHLE HS.	103313947	Secondary School	METRO EAST	MANDELA PARK	CITY OF CAPE TOWN	3.75
665	BEAUMONT PRIM.	110309205	Primary School	METRO EAST	LAND EN ZEEZICHT	CITY OF CAPE TOWN	4.04
666	BLOEKOMBOS SEC	107007987	Secondary School	METRO EAST	KRAAIFONTEIN EAST	CITY OF CAPE TOWN	4.55
667	CHRIS HANI SEC	106041332	Secondary School	METRO EAST	UMRHABULO TRIANGLE	CITY OF CAPE TOWN	3.53
668	CHRISTMAS TINTO PRIM	100000217	Primary School	METRO EAST	ASANDA	CITY OF CAPE TOWN	0
669	DANIE ACKERMANN PRIM.	110320315	Primary School	METRO EAST	MALL TRIANGLE	CITY OF CAPE TOWN	3.1
670	GORDON SEK.	110323438	Secondary School	METRO EAST	MALL TRIANGLE	CITY OF CAPE TOWN	3.24
671	GORDONSBAAI LS.	111309256	Primary School	METRO EAST	MOUNTAINSIDE	CITY OF CAPE TOWN	4.07
672	HAPPY VALLEY PRIMARY SCHOOL	100000433	Primary School	METRO EAST	SILVERSANDS	CITY OF CAPE TOWN	New
673	HENDRIK LOUW LS.	111309261	Primary School	METRO EAST	STRAND	CITY OF CAPE TOWN	3.85
674	LOCHNERHOF LS.	111309292	Primary School	METRO EAST	STRAND	CITY OF CAPE TOWN	3.71
675	NKAZIMLO PRIM.	106041320	Primary School	METRO EAST	UMRHABULO TRIANGLE	CITY OF CAPE TOWN	3.76
676	NOMZAMO HS	100000328	Secondary School	METRO EAST	NOMZAMO	CITY OF CAPE TOWN	0
677	NOMZAMO PRIM.	100000327	Primary School	METRO EAST	NOMZAMO	CITY OF CAPE TOWN	0
678	SIMANYENE SEC.	111322504	Secondary School	METRO EAST	ASANDA	CITY OF CAPE TOWN	0
679	SOLOMON QATYANA PRIM.	111008382	Primary School	METRO EAST	ASANDA	CITY OF CAPE TOWN	0
680	STRAND HS	111310327	Secondary School	METRO EAST	STRAND	CITY OF CAPE TOWN	3.16
681	UMNQOPHISO PRIM.	111041228	Primary School	METRO EAST	LWANDLE	CITY OF CAPE TOWN	3.36
682	WEST BANK HS	107324078	Secondary School	METRO EAST	WESBANK	CITY OF CAPE TOWN	3.52
683	WESTERN CAPE SPORT SCHOOL	107008229	Secondary School	METRO EAST	BELLVILLE TEACHERS COL	CITY OF CAPE TOWN	0
684	ALTENA PRIMARY SCHOOL	100000548	Primary School	METRO EAST	STRAND	CITY OF CAPE TOWN	5
685	ETHAFENI PRIMARY SCHOOL	100000602	Primary School	METRO EAST	WALLACEDENE	CITY OF CAPE TOWN	5
686	BARDALE PRIM.	107008345	Primary School	METRO NORTH	FAIRDALE	CITY OF CAPE TOWN	0
687	BOSMANS DAM PRIM.	102309211	Primary School	METRO NORTH	BOTHASIG	CITY OF CAPE TOWN	4.05
688	CLARKE PRIM.	102480215	Primary School	METRO NORTH	ADRIAANSE	CITY OF CAPE TOWN	3.56
689	EDWARD PRIM.	102480304	Primary School	METRO NORTH	CLARKES ESTATE	CITY OF CAPE TOWN	3.48
690	ITSITSA PRIM.	107008220	Primary School	METRO NORTH	MFULENI	CITY OF CAPE TOWN	0
691	KASSELSVLEI KOMPREHENSIEWE	101323586	Secondary School	METRO NORTH	SAXON INDUSTRIAL	CITY OF CAPE TOWN	3.45
692	LEONSDALE PRIM.	102480525	Primary School	METRO NORTH	LEONSDALE	CITY OF CAPE TOWN	3.28
693	MFULENI PRIM.	107042109	Primary School	METRO NORTH	MFULENI	CITY OF CAPE TOWN	3.6
694	PANORAMA LS.	101309312	Primary School	METRO NORTH	WELGELEGEN	CITY OF CAPE TOWN	4.19
695	PAROW HS.	101310274	Secondary School	METRO NORTH	OOSTERZEE-BELLVILLE	CITY OF CAPE TOWN	3.77
696	PAROW INKLUSIEWE SKOOL	101308206	Primary School	METRO NORTH	GLENLILY	CITY OF CAPE TOWN	3.77
697	PAROW-NOORD PRIM.	101309313	Primary School	METRO NORTH	PAROW NORTH	CITY OF CAPE TOWN	4.09
698	PAROW-WES PRIM.	101309314	Primary School	METRO NORTH	CHURCHILL ESTATE	CITY OF CAPE TOWN	3.71

**TEMPLATE 3.1: CONDITION ASSESSMENT OF BUILDINGS - STATE-OWNED**  
**USER DEPARTMENT: EDUCATION**  
[List sorted alphabetically per Education District", then "Name of School"]

No.	PROPERTY DESCRIPTION / NAME OF SCHOOL	CEMIS Nr	TYPE OF SCHOOL	EDUCATION DISTRICT	SUBURB	TOWN	CONDITION ASSESSMENT
699	SYMPHONY SEK.	101323659	Secondary School	METRO NORTH	BELHAR EXT 6	CITY OF CAPE TOWN	3.38
700	THE SETTLERS HS.	101310308	Secondary School	METRO NORTH	OOSTERZEE-BELLVILLE	CITY OF CAPE TOWN	3.68
701	TYGERBERG HS.	101310310	Secondary School	METRO NORTH	DE TIJGER	CITY OF CAPE TOWN	4.15
702	VOORBRUG SEK.	107323845	Secondary School	METRO NORTH	VOORBRUG	CITY OF CAPE TOWN	3.17
703	WOLRAAD WOLTEMADE PRIM.	102309377	Primary School	METRO NORTH	BOTHASIG	CITY OF CAPE TOWN	0
704	C.L. WILMOT PRIM.	102480223	Primary School	METRO NORTH	UITSIG	CITY OF CAPE TOWN	3.59
705	CRAVENBY SEC	102062450	Combined School	METRO NORTH	CRAVENBY	CITY OF CAPE TOWN	3.88
706	EURECON PRIM.	102320560	Primary School	METRO NORTH	CONNAUGHT	CITY OF CAPE TOWN	2.96
707	EUREKA PRIM.	102480363	Primary School	METRO NORTH	EUREKA ESTATE	CITY OF CAPE TOWN	3.21
708	FLORIDA SEK.	101323373	Secondary School	METRO NORTH	RAVENSMEAD	CITY OF CAPE TOWN	3.6
709	NEBO PRIM.	101320382	Primary School	METRO NORTH	RAVENSMEAD	CITY OF CAPE TOWN	3.21
710	NORTHWAY PRIM.	101320099	Primary School	METRO NORTH	RAVENSMEAD	CITY OF CAPE TOWN	3.4
711	PAROWVALLEI PRIMERE SKOOL	101308207	Primary School	METRO NORTH	PAROW VALLEY	CITY OF CAPE TOWN	3.84
712	PINEDENE PRIM.	101320579	Primary School	METRO NORTH	RAVENSMEAD	CITY OF CAPE TOWN	3.23
713	RAVENSMEAD SEK.	101323624	Secondary School	METRO NORTH	RAVENSMEAD	CITY OF CAPE TOWN	3.54
714	SAFFIER PRIM.	101309336	Primary School	METRO NORTH	KLIPKOP	CITY OF CAPE TOWN	3.88
715	ST. ANDREW'S SEK.	102483591	Secondary School	METRO NORTH	CONNAUGHT	CITY OF CAPE TOWN	3.12
716	TYGERSIG PRIM.	102480835	Primary School	METRO NORTH	UITSIG	CITY OF CAPE TOWN	3.07
717	UITSIG PRIM.	102480843	Primary School	METRO NORTH	UITSIG	CITY OF CAPE TOWN	3.01
718	UITZIG SEK.	102483567	Secondary School	METRO NORTH	UITSIG	CITY OF CAPE TOWN	2.94
719	VORENTOE PRIM.	101320714	Primary School	METRO NORTH	RAVENSMEAD	CITY OF CAPE TOWN	2.93
720	BALVENIE PRIM.	102480061	Primary School	METRO NORTH	BALVENIE	CITY OF CAPE TOWN	2.87
721	DE WAVEREN PRIM.	101309602	Primary School	METRO NORTH	RUYTERWACHT	CITY OF CAPE TOWN	0
722	ELDENE PRIM.	102480347	Primary School	METRO NORTH	AVON	CITY OF CAPE TOWN	3.29
723	ELNOR PRIM.	102480312	Primary School	METRO NORTH	ELNOR	CITY OF CAPE TOWN	2.52
724	ELSBURY PRIM.	102480339	Primary School	METRO NORTH	MATROOSFONTEIN	CITY OF CAPE TOWN	3.33
725	ELSIESRIVIER SEK.	102483419	Secondary School	METRO NORTH	ELSIES RIVER	CITY OF CAPE TOWN	3.14
726	ELSWOOD PRIM.	102480355	Primary School	METRO NORTH	LEONSDALE	CITY OF CAPE TOWN	3.24
727	ELSWOOD SEK.	102483427	Secondary School	METRO NORTH	LEONSDALE	CITY OF CAPE TOWN	3.18
728	GOODWOOD KOLLEGE	102310219	Secondary School	METRO NORTH	RUYTERWACHT	CITY OF CAPE TOWN	0
729	J.S. KLOPPER PRIM.	102480452	Primary School	METRO NORTH	BALVENIE	CITY OF CAPE TOWN	3.21
730	MATROOSFONTEIN PRIM.	102480541	Primary School	METRO NORTH	MATROOSFONTEIN	CITY OF CAPE TOWN	2.96
731	NORWOOD SENTRAAL PRIM.	102480614	Primary School	METRO NORTH	ELSIES RIVER	CITY OF CAPE TOWN	2.98
732	PRESIDENT HS.	102310280	Secondary School	METRO NORTH	RICHMOND ESTATE	CITY OF CAPE TOWN	0
733	RANGE PRIM.	102480665	Primary School	METRO NORTH	THE RANGE	CITY OF CAPE TOWN	3.29
734	RANGE SEK.	102483532	Secondary School	METRO NORTH	THE RANGE	CITY OF CAPE TOWN	3
735	RUYTERWACHT VOORB.	101308210	Primary School	METRO NORTH	RUYTERWACHT	CITY OF CAPE TOWN	0
736	VALHALLA PRIM.	102480851	Primary School	METRO NORTH	RIVERTON ELSIES RIVER	CITY OF CAPE TOWN	3.13
737	VALHALLA SEK.	102483575	Secondary School	METRO NORTH	ELSIES RIVER	CITY OF CAPE TOWN	2.75
738	WEBNERSTRAAT PRIM.	101320528	Primary School	METRO NORTH	FLORIDA	CITY OF CAPE TOWN	3.09
739	ABEDARE PRIM	107008336	Primary School	METRO NORTH	DELFT 6	CITY OF CAPE TOWN	4.47



**TEMPLATE 3.1: CONDITION ASSESSMENT OF BUILDINGS - STATE-OWNED**  
**USER DEPARTMENT: EDUCATION**  
[List sorted alphabetically per Education District", then "Name of School"]

No.	PROPERTY DESCRIPTION / NAME OF SCHOOL	CEMIS Nr	TYPE OF SCHOOL	EDUCATION DISTRICT	SUBURB	TOWN	CONDITION ASSESSMENT
740	BELHAR PRIM.	101321397	Primary School	METRO NORTH	BELHAR EXT 2	CITY OF CAPE TOWN	3.75
741	BELHAR SEK.	101323500	Secondary School	METRO NORTH	BELHAR EXT 1	CITY OF CAPE TOWN	3.64
742	BELVUE PRIM.	101321605	Primary School	METRO NORTH	BELHAR EXT 4	CITY OF CAPE TOWN	3.93
743	DELFT-SOUTH PRIM	107007179	Primary School	METRO NORTH	DELFT SOUTH	CITY OF CAPE TOWN	3.56
744	ERICA PRIM.	101321389	Primary School	METRO NORTH	BELHAR EXT 17 ERICA	CITY OF CAPE TOWN	3.45
745	EXCELSIOR SEK.	101323616	Secondary School	METRO NORTH	BELHAR EXT 4	CITY OF CAPE TOWN	3.52
746	GARDENIA PRIM.	101321508	Primary School	METRO NORTH	BELHAR EXT 3	CITY OF CAPE TOWN	3.35
747	GATEWAY PRIM	100000126	Primary School	METRO NORTH	DELFT 1 & 2	CITY OF CAPE TOWN	0
748	HINDLE HS	107008334	Secondary School	METRO NORTH	DELFT 7	CITY OF CAPE TOWN	4.92
749	HINDLE ROAD WEST PRIM	107008335	Primary School	METRO NORTH	DELFT 7	CITY OF CAPE TOWN	4.98
750	KAIROS PRIM.	107322466	Primary School	METRO NORTH	LEIDEN	CITY OF CAPE TOWN	3.47
751	LEIDEN AVENUE PRIM.	107008019	Primary School	METRO NORTH	LEIDEN	CITY OF CAPE TOWN	3.48
752	SIMUNYE SEK.	107007096	Secondary School	METRO NORTH	DELFT SOUTH	CITY OF CAPE TOWN	3.53
753	SUNRAY PRIM	107007099	Primary School	METRO NORTH	DELFT SOUTH	CITY OF CAPE TOWN	3.16
754	SYMPHONY PRIM.	101321729	Primary School	METRO NORTH	BELHAR EXT 7	CITY OF CAPE TOWN	3.59
755	THE HAGUE PRIM.	107322334	Primary School	METRO NORTH	THE HAGUE	CITY OF CAPE TOWN	3.31
756	ACCORDIONSTRAAT PRIM.	101321761	Primary School	METRO NORTH	BELHAR EXT 6	CITY OF CAPE TOWN	3.49
757	DE TYGER LAERSKOOL	101309230	Primary School	METRO NORTH	FAIRFIELD ESTATE	CITY OF CAPE TOWN	4.21
758	DELFT PRIM.	107322202	Primary School	METRO NORTH	VOORBRUG	CITY OF CAPE TOWN	3.6
759	DELFT TECHNICAL HS	100000109	Secondary School	METRO NORTH	DELFT 5	CITY OF CAPE TOWN	0
760	DR. VAN DER ROSS PRIM.	101322024	Primary School	METRO NORTH	BELHAR EXT 12	CITY OF CAPE TOWN	3.41
761	EINDHOVEN PRIM.	107322296	Primary School	METRO NORTH	EINDHOVEN	CITY OF CAPE TOWN	3.74
762	LEIDEN PRIM.	107008018	Primary School	METRO NORTH	LEIDEN	CITY OF CAPE TOWN	0
763	LEIDEN SEC.	107007994	Secondary School	METRO NORTH	LEIDEN	CITY OF CAPE TOWN	3.14
764	MASIBAMBISANE SEC.	103313920	Secondary School	METRO NORTH	DELFT SOUTH	CITY OF CAPE TOWN	3.7
765	MASONWABE PRIM	107322415	Primary School	METRO NORTH	DELFT SOUTH	CITY OF CAPE TOWN	3.66
766	MATROOSBERGWEG PRIM.	101321885	Primary School	METRO NORTH	BELHAR EXT 13	CITY OF CAPE TOWN	3.41
767	PAROW-OOS LS.	101309315	Primary School	METRO NORTH	FAIRFIELD ESTATE	CITY OF CAPE TOWN	3.7
768	PERSEVERANCE SEK	101323772	Secondary School	METRO NORTH	BELHAR EXT 16	CITY OF CAPE TOWN	3.43
769	RIEBEECKSTRAAT PRIM.	101322067	Primary School	METRO NORTH	BELHAR EXT 15	CITY OF CAPE TOWN	3.41
770	ROSENDAAL SEK.	107323101	Secondary School	METRO NORTH	ROOSENDAL	CITY OF CAPE TOWN	3.63
771	ROSENDAL LAER.	107322261	Primary School	METRO NORTH	ROOSENDAL	CITY OF CAPE TOWN	3.75
772	VERGENOEGD PRIM.	107322245	Primary School	METRO NORTH	VOORBRUG	CITY OF CAPE TOWN	3.41
773	WELWITSCIHA PRIM	107331023	Primary School	METRO NORTH	DELFT SOUTH	CITY OF CAPE TOWN	4.02
774	BARDALE SEC	107008380	Secondary School	METRO NORTH	FAIRDALE	CITY OF CAPE TOWN	0
775	BELLVILLE-SUID PRIM.	101320188	Primary School	METRO NORTH	BELLVILLE SOUTH	CITY OF CAPE TOWN	3.07
776	BELLVILLE-SUID SEK.	101323349	Secondary School	METRO NORTH	BELLVILLE SOUTH	CITY OF CAPE TOWN	3.21
777	BOSTON PRIM.	101309212	Primary School	METRO NORTH	BOSTON	CITY OF CAPE TOWN	3.4
778	D.F. MALAN HS.	101310217	Secondary School	METRO NORTH	BOSTON	CITY OF CAPE TOWN	3.73
779	GOEIE HOOP PRIM.	101320218	Primary School	METRO NORTH	BELLVILLE SOUTH	CITY OF CAPE TOWN	3.1
780	KASSELSVLEI PRIM.	101320544	Primary School	METRO NORTH	SAXON INDUSTRIAL	CITY OF CAPE TOWN	3.33

**TEMPLATE 3.1: CONDITION ASSESSMENT OF BUILDINGS - STATE-OWNED**  
**USER DEPARTMENT: EDUCATION**  
[List sorted alphabetically per Education District", then "Name of School"]

No.	PROPERTY DESCRIPTION / NAME OF SCHOOL	CEMIS Nr	TYPE OF SCHOOL	EDUCATION DISTRICT	SUBURB	TOWN	CONDITION ASSESSMENT
781	MANZOMTHOMBO SEC.	199042109	Secondary School	METRO NORTH	MFULENI	CITY OF CAPE TOWN	3.38
782	MFULENI SEC	107008031	Secondary School	METRO NORTH	MFULENI	CITY OF CAPE TOWN	3.63
783	MZAMOMTSHA PRIM.	106461792	Primary School	METRO NORTH	DRIFTSANDS	CITY OF CAPE TOWN	3.59
784	NAL'IKAMVA PRIM	107328661	Primary School	METRO NORTH	MFULENI	CITY OF CAPE TOWN	0
785	NYAMEKO PRIM	107322482	Primary School	METRO NORTH	MFULENI	CITY OF CAPE TOWN	0
786	PARLIAMENT STREET PRIMARY S	100000445	Primary School	METRO NORTH	FAIRDALE	CITY OF CAPE TOWN	0
787	TOTIUS PRIM.	101309360	Primary School	METRO NORTH	BOSTON	CITY OF CAPE TOWN	3.48
788	VREDELUST PRIM.	101309369	Primary School	METRO NORTH	VREDELUST BELLVILLE	CITY OF CAPE TOWN	3.51
789	WELGEMOED PRIM.	101309374	Primary School	METRO NORTH	WELGEMOED	CITY OF CAPE TOWN	4.04
790	WINSLEY PRIM.	101321265	Primary School	METRO NORTH	BELLVILLE SOUTH	CITY OF CAPE TOWN	3.4
791	ALPHA PRIM.	101320749	Intermediate School	METRO NORTH	MORNINGSTAR	CITY OF CAPE TOWN	3.21
792	BOSMANS DAM HS.	102310204	Secondary School	METRO NORTH	BOTHASIG	CITY OF CAPE TOWN	3.13
793	DURBANVILLE HS.	101310227	Secondary School	METRO NORTH	DURBANVILLE	CITY OF CAPE TOWN	3.91
794	DURBANVILLE PRIM.	101309237	Primary School	METRO NORTH	DURBANVILLE	CITY OF CAPE TOWN	3.64
795	DURBANVILLE VOORB.	101308202	Primary School	METRO NORTH	DURBANVILLE	CITY OF CAPE TOWN	4.06
796	EVERSDAL PRIM.	101309242	Primary School	METRO NORTH	EVERSDAL - BELLVILLE	CITY OF CAPE TOWN	3.89
797	FAIRMONT HS.	101310232	Secondary School	METRO NORTH	EVERSDAL HEIGHTS	CITY OF CAPE TOWN	4.21
798	FISANTEKRAAL HS	100000122	Secondary School	METRO NORTH	FISANTEKRAAL	CITY OF CAPE TOWN	4.55
799	GENE LOUW PRIM.	101309250	Primary School	METRO NORTH	EVERSDAL - DURBANVILLE	CITY OF CAPE TOWN	4.12
800	KENRIDGE PRIM.	101309272	Primary School	METRO NORTH	KENRIDGE - DURBANVILLE	CITY OF CAPE TOWN	4.13
801	MEULENHOF PRIM.	132320773	Primary School	METRO NORTH	CAPE FARMS - DISTRICT C	CITY OF CAPE TOWN	0
802	PHILADELPHIA PRIM.	132309317	Primary School	METRO NORTH	PHILADELPHIA	CITY OF CAPE TOWN	0
803	STELLENBERG HS.	101310326	Secondary School	METRO NORTH	STELLENRYK	CITY OF CAPE TOWN	3.84
804	TREVOR MANUEL PRIM.	101327956	Primary School	METRO NORTH	FISANTEKRAAL	CITY OF CAPE TOWN	3.21
805	VISSERSHOK PRIM.	101327972	Primary School	METRO NORTH	CAPE FARMS - DISTRICT C	CITY OF CAPE TOWN	4.03
806	BEAUVALLOON SEK.	102483354	Secondary School	METRO NORTH	VALHALLA PARK	CITY OF CAPE TOWN	3.09
807	BERGVILLE PRIM.	102480096	Primary School	METRO NORTH	BISHOP LAVIS	CITY OF CAPE TOWN	3.51
808	BISHOP LAVIS PRIM.	102480126	Primary School	METRO NORTH	BISHOP LAVIS	CITY OF CAPE TOWN	3.65
809	BISHOP LAVIS SEK.	102483370	Secondary School	METRO NORTH	BISHOP LAVIS	CITY OF CAPE TOWN	2.55
810	DE VRIJE ZEE PRIM.	102309232	Primary School	METRO NORTH	RICHMOND ESTATE	CITY OF CAPE TOWN	0
811	EDGEMEAD HS.	102310230	Secondary School	METRO NORTH	EDGEMEAD	CITY OF CAPE TOWN	0
812	EDGEMEAD PRIM.	102309238	Primary School	METRO NORTH	EDGEMEAD	CITY OF CAPE TOWN	0
813	FAIRBAIRN COLLEGE	102310231	Secondary School	METRO NORTH	RICHMOND ESTATE	CITY OF CAPE TOWN	0
814	GOODWOOD PARK PRIM.	102309255	Primary School	METRO NORTH	GOODWOOD EXT 1	CITY OF CAPE TOWN	0
815	GREENLANDS PRIM.	102480398	Primary School	METRO NORTH	BISHOP LAVIS	CITY OF CAPE TOWN	3.23
816	HELDERBERG PRIM.	102480436	Primary School	METRO NORTH	BISHOP LAVIS	CITY OF CAPE TOWN	3.38
817	HILLSIDE PRIM.	102480444	Primary School	METRO NORTH	BISHOP LAVIS	CITY OF CAPE TOWN	3.24
818	J.G. MEIRING HS.	102310245	Secondary School	METRO NORTH	GOODWOOD ESTATE	CITY OF CAPE TOWN	0
819	JOHN RAMSAY HS.	102483478	Secondary School	METRO NORTH	BISHOP LAVIS	CITY OF CAPE TOWN	3.38
820	KOOS SADIE PRIM.	102309279	Primary School	METRO NORTH	GOODWOOD ESTATE	CITY OF CAPE TOWN	0
821	LAVISRYLAAN PRIM.	102480517	Primary School	METRO NORTH	BISHOP LAVIS	CITY OF CAPE TOWN	3.06

**TEMPLATE 3.1: CONDITION ASSESSMENT OF BUILDINGS - STATE-OWNED**  
**USER DEPARTMENT: EDUCATION**  
[List sorted alphabetically per Education District", then "Name of School"]

No.	PROPERTY DESCRIPTION / NAME OF SCHOOL	CEMIS Nr	TYPE OF SCHOOL	EDUCATION DISTRICT	SUBURB	TOWN	CONDITION ASSESSMENT
822	MONTE VISTA PRIM.	102309299	Primary School	METRO NORTH	MONTE VISTA	CITY OF CAPE TOWN	0
823	NOOITGEDACHT PRIM.	102480592	Primary School	METRO NORTH	NOOITGEDACHT	CITY OF CAPE TOWN	2.88
824	PARKVALE PRIM.	102480487	Primary School	METRO NORTH	VALHALLA PARK	CITY OF CAPE TOWN	3.19
825	RIVERTON PRIM.	102480703	Intermediate School	METRO NORTH	BISHOP LAVIS	CITY OF CAPE TOWN	3.39
826	VALPARK PRIM.	102480479	Primary School	METRO NORTH	VALHALLA PARK	CITY OF CAPE TOWN	3.13
827	VRIJZEE VOORB.	102308211	Primary School	METRO NORTH	VASCO ESTATE	CITY OF CAPE TOWN	0
828	BLOUBERG RIDGE PRIM.	103309210	Primary School	METRO NORTH	BLOUBERG RISE	CITY OF CAPE TOWN	3.16
829	BLOUBERGRANT SEC	103008009	Secondary School	METRO NORTH	BLOUBERG RISE	CITY OF CAPE TOWN	3.21
830	BUREN HS.	103310208	Secondary School	METRO NORTH	BROOKLYN	CITY OF CAPE TOWN	2.76
831	DU NOON PRIM	103007995	Primary School	METRO NORTH	DUNOON	CITY OF CAPE TOWN	2.92
832	INKWENKWEZI SEC	103373443	Secondary School	METRO NORTH	DUNOON	CITY OF CAPE TOWN	3.93
833	MARCONI BEAM PRIM	103322474	Primary School	METRO NORTH	PHOENIX	CITY OF CAPE TOWN	3.82
834	MILNERTON HS.	103310260	Secondary School	METRO NORTH	MILNERTON	CITY OF CAPE TOWN	4.16
835	MILNERTON PRIM.	103309297	Primary School	METRO NORTH	MILNERTON	CITY OF CAPE TOWN	3.04
836	SEAMOUNT PRIMARY	103309339	Primary School	METRO NORTH	MILNERTON	CITY OF CAPE TOWN	3.68
837	SILVERLEAF PRIMARY SCHOOL	100000545	Primary School	METRO NORTH	DUNOON	CITY OF CAPE TOWN	New
838	SINENJONGO HS	103353491	Secondary School	METRO NORTH	JOE SLOVO PARK	CITY OF CAPE TOWN	0
839	SOPHAKAMA PRIM.	103007218	Primary School	METRO NORTH	DUNOON	CITY OF CAPE TOWN	3.65
840	SUNNINGDALE PRIM	100000235	Primary School	METRO NORTH	SUNNINGDALE	CITY OF CAPE TOWN	0
841	TABLE VIEW HS.	103310307	Secondary School	METRO NORTH	FLAMINGO VLEI	CITY OF CAPE TOWN	0
842	TABLE VIEW PRIM.	103309356	Primary School	METRO NORTH	TABLE VIEW	CITY OF CAPE TOWN	0
843	TYGERHOF PRIM.	103309363	Primary School	METRO NORTH	TIJGERHOF	CITY OF CAPE TOWN	2.97
844	WEST RIDING PRIM	103008011	Primary School	METRO NORTH	WEST RIDING	CITY OF CAPE TOWN	3.69
845	WOODBIDGE PRIM.	103309384	Primary School	METRO NORTH	MILNERTON	CITY OF CAPE TOWN	3.38
846	YSTERPLAAT JUNIOR PRIM.	103308214	Primary School	METRO NORTH	BROOKLYN	CITY OF CAPE TOWN	2.73
847	YSTERPLAAT PRIM.	103309383	Primary School	METRO NORTH	BROOKLYN	CITY OF CAPE TOWN	2.73
848	ATLANTIS SEK.	132473316	Secondary School	METRO NORTH	AVONDALE	CITY OF CAPE TOWN	2.97
849	AVONDALE PRIM.	132470058	Primary School	METRO NORTH	AVONDALE	CITY OF CAPE TOWN	3.12
850	BERZELIA PRIM.	132470066	Primary School	METRO NORTH	PROTEA PARK	CITY OF CAPE TOWN	2.97
851	GROSVENOR PRIM.	132470139	Primary School	METRO NORTH	SAXONSEA	CITY OF CAPE TOWN	2.91
852	HERMESLAAN PRIM.	132470147	Primary School	METRO NORTH	SAXONSEA	CITY OF CAPE TOWN	3.38
853	KERRIA PRIM.	132470198	Primary School	METRO NORTH	PROTEA PARK	CITY OF CAPE TOWN	3.11
854	MAMRE PRIM.	132470783	Intermediate School	METRO NORTH	MAMRE	CITY OF CAPE TOWN	0
855	MELKBOS HIGH SCHOOL	100000110	Secondary School	METRO NORTH	MELKBOSCH STRAND	CITY OF CAPE TOWN	4.35
856	PARKVIEW PRIM.	132470414	Primary School	METRO NORTH	AVONDALE	CITY OF CAPE TOWN	2.99
857	PROTEA PARK PRIM.	132470457	Primary School	METRO NORTH	PROTEA PARK	CITY OF CAPE TOWN	3.39
858	PROTEUS SEK.	132473332	Secondary School	METRO NORTH	PROTEA PARK	CITY OF CAPE TOWN	3.26
859	REYGERSDAL PRIM.	132470473	Primary School	METRO NORTH	ROBINVALE	CITY OF CAPE TOWN	3.19
860	ROBINVALE HS	132473464	Secondary School	METRO NORTH	ROBINVALE	CITY OF CAPE TOWN	3.51
861	SAXONSEA PRIM.	132470511	Primary School	METRO NORTH	SAXONSEA	CITY OF CAPE TOWN	2.98
862	SAXONSEA SEK.	132473324	Secondary School	METRO NORTH	SAXONSEA	CITY OF CAPE TOWN	3.27

**TEMPLATE 3.1: CONDITION ASSESSMENT OF BUILDINGS - STATE-OWNED**  
**USER DEPARTMENT: EDUCATION**  
[List sorted alphabetically per Education District", then "Name of School"]

No.	PROPERTY DESCRIPTION / NAME OF SCHOOL	CEMIS Nr	TYPE OF SCHOOL	EDUCATION DISTRICT	SUBURB	TOWN	CONDITION ASSESSMENT
863	VAN RIEBEECKSTRAND LS.	132309366	Primary School	METRO NORTH	MELKBOSCH STRAND	CITY OF CAPE TOWN	3.4
864	WESFLEUR PRIM.	132470600	Primary School	METRO NORTH	AVONDALE	CITY OF CAPE TOWN	3.08
865	BUCK ROAD PRIM.	105490059	Primary School	METRO SOUTH	LOTUS RIVER	CITY OF CAPE TOWN	2.82
866	FAIRMOUNT SEC.	105313769	Secondary School	METRO SOUTH	PARKWOOD	CITY OF CAPE TOWN	3.47
867	FAIRVIEW PRIM.	105311243	Primary School	METRO SOUTH	GRASSY PARK	CITY OF CAPE TOWN	4.28
868	HARVESTER PRIM.	106490148	Primary School	METRO SOUTH	WESTRIDGE	CITY OF CAPE TOWN	3.65
869	HYDE PARK PRIM.	105311111	Primary School	METRO SOUTH	OTTERY	CITY OF CAPE TOWN	3.13
870	INTSEBENZISWANO SEC	106323969	Secondary School	METRO SOUTH	PHILIPPI	CITY OF CAPE TOWN	3.61
871	KHANYA PRIM	106312061	Primary School	METRO SOUTH	PHILIPPI	CITY OF CAPE TOWN	3.21
872	MASIPHUMELELE HS	104373427	Secondary School	METRO SOUTH	SUNNYDALE	CITY OF CAPE TOWN	3.16
873	MASIVUKE PRIM.	106007100	Primary School	METRO SOUTH	PHILIPPI	CITY OF CAPE TOWN	3.81
874	MONTAGU'S GIFT PRIM.	105310883	Primary School	METRO SOUTH	LOTUS RIVER	CITY OF CAPE TOWN	2.89
875	PARKHURST PRIM.	106490318	Primary School	METRO SOUTH	WESTRIDGE	CITY OF CAPE TOWN	3.62
876	PARKWOOD PRIM.	105310522	Primary School	METRO SOUTH	LOTUS RIVER	CITY OF CAPE TOWN	2.99
877	SIYAZAKHA PRIM.	106041325	Primary School	METRO SOUTH	PHILIPPI	CITY OF CAPE TOWN	4.18
878	STEPHENWEG PRIM.	105490415	Primary School	METRO SOUTH	LOTUS RIVER	CITY OF CAPE TOWN	3.05
879	SUN VALLEY PRIM.	104309347	Primary School	METRO SOUTH	SUNVALLEY	CITY OF CAPE TOWN	3.83
880	UKHANYO PRIM.	104041331	Primary School	METRO SOUTH	SUNNYDALE	CITY OF CAPE TOWN	2.98
881	WESTRIDGE SEC.	106493449	Secondary School	METRO SOUTH	WESTRIDGE	CITY OF CAPE TOWN	3.15
882	WITTEBOME HS.	105313424	Secondary School	METRO SOUTH	WYNBERG	CITY OF CAPE TOWN	3.1
883	WYNBERG GIRLS' HS.	105310321	Secondary School	METRO SOUTH	WYNBERG	CITY OF CAPE TOWN	4.32
884	WYNBERG GIRLS' JUNIOR.	105309382	Primary School	METRO SOUTH	WYNBERG	CITY OF CAPE TOWN	4.3
885	A.Z. BERMAN PRIM.	106490571	Primary School	METRO SOUTH	BEACON VALLEY	CITY OF CAPE TOWN	3.64
886	ANDILE PRIM.	106042302	Intermediate School	METRO SOUTH	NYANGA	CITY OF CAPE TOWN	2.94
887	CARADALE PRIM.	106490083	Primary School	METRO SOUTH	ROCKLANDS	CITY OF CAPE TOWN	3.18
888	CONSTANTIA PRIM.	105310123	Primary School	METRO SOUTH	CONSTANTIA	CITY OF CAPE TOWN	3.06
889	HAZELDENE PRIM	106490156	Primary School	METRO SOUTH	PORTLAND	CITY OF CAPE TOWN	3.92
890	HLENGISA PRIM.	106042205	Intermediate School	METRO SOUTH	NYANGA	CITY OF CAPE TOWN	3.1
891	HUGUENOT PRIM.	106490180	Primary School	METRO SOUTH	TAFELSIG	CITY OF CAPE TOWN	3.82
892	LITTLEWOOD PRIM.	106490393	Primary School	METRO SOUTH	EASTRIDGE	CITY OF CAPE TOWN	3.41
893	MITCHELL HEIGHTS PRIM.	106008013	Primary School	METRO SOUTH	TAFELSIG	CITY OF CAPE TOWN	0
894	NOMLINGANISELO PRIM.	106042111	Intermediate School	METRO SOUTH	NYANGA	CITY OF CAPE TOWN	3.05
895	NORMAN HENSHILWOOD HS.	105310269	Secondary School	METRO SOUTH	PLUMSTEAD	CITY OF CAPE TOWN	4.12
896	OVAL NORTH SEC.	106493503	Secondary School	METRO SOUTH	BEACON VALLEY	CITY OF CAPE TOWN	3.24
897	SITHEMBELE MATISO SEC	106042101	Secondary School	METRO SOUTH	NYANGA	CITY OF CAPE TOWN	3.15
898	SONWABO PRIM.	106042113	Primary School	METRO SOUTH	GUGULETU	CITY OF CAPE TOWN	3.49
899	SOUTHFIELD PRIM.	105309343	Primary School	METRO SOUTH	SOUTHFIELD	CITY OF CAPE TOWN	3.35
900	SPINE ROAD HIGH SCHOOL.	106493422	Secondary School	METRO SOUTH	ROCKLANDS	CITY OF CAPE TOWN	3.83
901	TAFELSIG PRIM.	106490296	Primary School	METRO SOUTH	TAFELSIG	CITY OF CAPE TOWN	3.54
902	TAFELSIG SEK.	106493414	Secondary School	METRO SOUTH	TAFELSIG	CITY OF CAPE TOWN	3.18
903	TIMOUR HALL PRIM.	105309359	Primary School	METRO SOUTH	PLUMSTEAD	CITY OF CAPE TOWN	3.63



**TEMPLATE 3.1: CONDITION ASSESSMENT OF BUILDINGS - STATE-OWNED**  
**USER DEPARTMENT: EDUCATION**  
[List sorted alphabetically per Education District", then "Name of School"]

No.	PROPERTY DESCRIPTION / NAME OF SCHOOL	CEMIS Nr	TYPE OF SCHOOL	EDUCATION DISTRICT	SUBURB	TOWN	CONDITION ASSESSMENT
904	WYNBERG SEK.	105313696	Secondary School	METRO SOUTH	WYNBERG	CITY OF CAPE TOWN	3.25
905	A.Z. BERMAN HIGH SCHOOL	100000268	Secondary School	METRO SOUTH	TAFELSIG	CITY OF CAPE TOWN	0
906	BAY PRIM.	104309271	Primary School	METRO SOUTH	FISH HOEK	CITY OF CAPE TOWN	3.55
907	BONGOLETHU PRIM.(NYANGA)	106005109	Primary School	METRO SOUTH	PHILIPPI	CITY OF CAPE TOWN	3.49
908	CASCADE PRIM.	106490075	Primary School	METRO SOUTH	TAFELSIG	CITY OF CAPE TOWN	3.22
909	EASTVILLE PRIM.	106490032	Primary School	METRO SOUTH	EASTRIDGE	CITY OF CAPE TOWN	3.63
910	ENTSHONA PRIM	106005107	Primary School	METRO SOUTH	PHILIPPI	CITY OF CAPE TOWN	0
911	FISH HOEK HS.	104314201	Secondary School	METRO SOUTH	FISH HOEK	CITY OF CAPE TOWN	3.76
912	FISH HOEK PRIM.	104309247	Primary School	METRO SOUTH	FISH HOEK	CITY OF CAPE TOWN	3.29
913	HEATHFIELD HS	105313467	Secondary School	METRO SOUTH	HEATHFIELD	CITY OF CAPE TOWN	3.41
914	HEATHFIELD PRIM.	105311049	Primary School	METRO SOUTH	ELFINDALE	CITY OF CAPE TOWN	3
915	JAMAICAWEG PRIM.	106490202	Primary School	METRO SOUTH	PORTLAND	CITY OF CAPE TOWN	3.38
916	MERRYDALE PRIM.	106490245	Intermediate School	METRO SOUTH	LENTEGEUR	CITY OF CAPE TOWN	2.95
917	MZAMOMHLE PRIM.	106041226	Primary School	METRO SOUTH	PHILIPPI	CITY OF CAPE TOWN	3.59
918	PAUL GREYLING PRIM.	104309316	Primary School	METRO SOUTH	FISH HOEK	CITY OF CAPE TOWN	3.19
919	PORTLAND PRIM.	106490326	Primary School	METRO SOUTH	PORTLAND	CITY OF CAPE TOWN	3.58
920	PORTLAND SEC.	106493376	Secondary School	METRO SOUTH	PORTLAND	CITY OF CAPE TOWN	3.05
921	SINETHEMBA SEC.	106041230	Secondary School	METRO SOUTH	PHILIPPI	CITY OF CAPE TOWN	3.8
922	WESPOORT PRIM.	106490423	Primary School	METRO SOUTH	PORTLAND	CITY OF CAPE TOWN	3.12
923	ZEEKOEVLIE PRIM.	105490482	Primary School	METRO SOUTH	LOTUS RIVER	CITY OF CAPE TOWN	2.07
924	ZEEKOEVLIE SEC.	105313890	Secondary School	METRO SOUTH	EAGLE PARK	CITY OF CAPE TOWN	3.01
925	ALOE JUN. HS	106490024	Intermediate School	METRO SOUTH	LENTEGEUR	CITY OF CAPE TOWN	3.18
926	ALOE SEC.	106493317	Secondary School	METRO SOUTH	LENTEGEUR	CITY OF CAPE TOWN	3.18
927	BERGVLIET HS.	105310201	Secondary School	METRO SOUTH	BERGVLIET	CITY OF CAPE TOWN	3.83
928	BERGVLIET PRIM.	105309209	Primary School	METRO SOUTH	BERGVLIET	CITY OF CAPE TOWN	3.4
929	DIE DUINE PRIM.	105490490	Primary School	METRO SOUTH	LOTUS RIVER	CITY OF CAPE TOWN	3.32
930	GRASSDALE HOeR	105313815	Secondary School	METRO SOUTH	GRASSY PARK	CITY OF CAPE TOWN	3.37
931	GRASSY PARK SEC.	105313408	Secondary School	METRO SOUTH	GRASSY PARK	CITY OF CAPE TOWN	2.75
932	KANNEMEYER PRIM.	105310468	Primary School	METRO SOUTH	GRASSY PARK	CITY OF CAPE TOWN	3.13
933	LIWA PRIM.	106042304	Primary School	METRO SOUTH	NYANGA	CITY OF CAPE TOWN	3.95
934	LOTUS RIVER PRIM.	105310166	Primary School	METRO SOUTH	LOTUS RIVER	CITY OF CAPE TOWN	3.13
935	MANDALAY PRIM.	106490601	Primary School	METRO SOUTH	IKWEZI PARK	CITY OF CAPE TOWN	3.92
936	NAL'UXULO PRIM.	106007058	Primary School	METRO SOUTH	PHILIPPI	CITY OF CAPE TOWN	3.57
937	NEW EISLEBEN SEC	106493554	Secondary School	METRO SOUTH	CROSSROADS	CITY OF CAPE TOWN	4.36
938	PERIVALE PRIM.	105310689	Primary School	METRO SOUTH	LOTUS RIVER	CITY OF CAPE TOWN	3.02
939	SID G. RULE PRIM.	105310484	Primary School	METRO SOUTH	GRASSY PARK	CITY OF CAPE TOWN	3.2
940	SPRINGDALE PRIM.	106490385	Primary School	METRO SOUTH	LENTEGEUR	CITY OF CAPE TOWN	3.11
941	SWEET VALLEY PRIM.	105309352	Primary School	METRO SOUTH	BERGVLIET	CITY OF CAPE TOWN	3.5
942	WELTEVREDEN VALLEY CORE PR	106007097	Primary School	METRO SOUTH	PHILIPPI	CITY OF CAPE TOWN	3.68
943	WEST END PRIM.	106490458	Primary School	METRO SOUTH	LENTEGEUR	CITY OF CAPE TOWN	3.62
944	ZISUKHANYO SEC.	106007102	Secondary School	METRO SOUTH	PHILIPPI	CITY OF CAPE TOWN	3.66

**TEMPLATE 3.1: CONDITION ASSESSMENT OF BUILDINGS - STATE-OWNED**  
**USER DEPARTMENT: EDUCATION**  
[List sorted alphabetically per Education District", then "Name of School"]

No.	PROPERTY DESCRIPTION / NAME OF SCHOOL	CEMIS Nr	TYPE OF SCHOOL	EDUCATION DISTRICT	SUBURB	TOWN	CONDITION ASSESSMENT
945	ALPINE PRIM.	106490547	Primary School	METRO SOUTH	BEACON VALLEY	CITY OF CAPE TOWN	3.72
946	BEACON HILL SEK.	106493325	Secondary School	METRO SOUTH	BEACON VALLEY	CITY OF CAPE TOWN	3.54
947	BEACON VIEW PRIM.	106490539	Primary School	METRO SOUTH	BEACON VALLEY	CITY OF CAPE TOWN	3.51
948	CEDAR SEC.	106493333	Secondary School	METRO SOUTH	ROCKLANDS	CITY OF CAPE TOWN	3.59
949	DR. NELSON R. MANDELA HS.	106042317	Secondary School	METRO SOUTH	CROSSROADS	CITY OF CAPE TOWN	3.56
950	HILLSIDE PRIM. (M/PLAIN)	106490172	Primary School	METRO SOUTH	ROCKLANDS	CITY OF CAPE TOWN	3.73
951	IMBASA PRIM.	106042222	Intermediate School	METRO SOUTH	CROSSROADS	CITY OF CAPE TOWN	0
952	IMPERIAL PRIM.	106490504	Primary School	METRO SOUTH	BEACON VALLEY	CITY OF CAPE TOWN	3.73
953	MKHANYISELI PRIM.	106042307	Primary School	METRO SOUTH	NYANGA	CITY OF CAPE TOWN	3.7
954	SAMORA MACHEL PRIM	106312703	Primary School	METRO SOUTH	PHILIPPI	CITY OF CAPE TOWN	4.32
955	SEARIDGE PARK PRIM.	106490598	Primary School	METRO SOUTH	TAFELSIG	CITY OF CAPE TOWN	3.35
956	SIMON'S TOWN SCHOOL	104312245	Combined School	METRO SOUTH	SIMON'S TOWN	CITY OF CAPE TOWN	3.56
957	SOPHUMELELA SEC	106007098	Secondary School	METRO SOUTH	PHILIPPI	CITY OF CAPE TOWN	3.65
958	SOUTH PENINSULA HS.	105313351	Secondary School	METRO SOUTH	PLUMSTEAD	CITY OF CAPE TOWN	3.69
959	SPINE VIEW PRIM.	106490377	Primary School	METRO SOUTH	ROCKLANDS	CITY OF CAPE TOWN	3.8
960	WAVECREST PRIM.	106490431	Primary School	METRO SOUTH	ROCKLANDS	CITY OF CAPE TOWN	3.05
961	WESTCOTT PRIM.	105309375	Primary School	METRO SOUTH	DIEPRIVER	CITY OF CAPE TOWN	3.94
962	YELLOWWOOD PRIM.	106490369	Primary School	METRO SOUTH	TAFELSIG	CITY OF CAPE TOWN	3.32
963	DELTA PRIM.	105310646	Primary School	METRO SOUTH	RETREAT	CITY OF CAPE TOWN	4.36
964	FLOREAT PRIM.	105310735	Primary School	METRO SOUTH	STEENBERG	CITY OF CAPE TOWN	2.98
965	HARMONY PRIM.	105310441	Primary School	METRO SOUTH	STEENBERG	CITY OF CAPE TOWN	3.02
966	JOHN GRAHAM PRIM.	105309269	Primary School	METRO SOUTH	PLUMSTEAD	CITY OF CAPE TOWN	3.09
967	KWA-FAKU PRIM	106325651	Primary School	METRO SOUTH	PHILIPPI	CITY OF CAPE TOWN	3.16
968	MITCHELL'S PLAIN PRIM	106490253	Primary School	METRO SOUTH	WESTRIDGE	CITY OF CAPE TOWN	3.57
969	NORTHWOOD PRIM.	106490288	Primary School	METRO SOUTH	WOODLANDS	CITY OF CAPE TOWN	3.15
970	PELICAN PARK HIGH SCHOOL	105062454	Secondary School	METRO SOUTH	EAGLE PARK	CITY OF CAPE TOWN	2.91
971	PELICAN PARK PRIMARY	105062434	Primary School	METRO SOUTH	PELIKAN PARK	CITY OF CAPE TOWN	3.73
972	PHANDULWAZI HS.	106008035	Secondary School	METRO SOUTH	PHILIPPI	CITY OF CAPE TOWN	3.91
973	PRINCETON SEC.	106493481	Secondary School	METRO SOUTH	WOODLANDS	CITY OF CAPE TOWN	3.67
974	SIKELELA IMIZAMO PRIM.	106042306	Intermediate School	METRO SOUTH	CROSSROADS	CITY OF CAPE TOWN	0
975	SIMON VAN DER STEL PRIM.	105309340	Primary School	METRO SOUTH	WYNBERG	CITY OF CAPE TOWN	3.11
976	STEENBERG PRIMARY	105310298	Primary School	METRO SOUTH	STEENBERG	CITY OF CAPE TOWN	3.37
977	STEENBERG SEC.	105313521	Secondary School	METRO SOUTH	STEENBERG	CITY OF CAPE TOWN	3.59
978	VUYISEKA SEC.	106041343	Secondary School	METRO SOUTH	PHILIPPI	CITY OF CAPE TOWN	0
979	WYNBERG BOYS' HS.	105310318	Secondary School	METRO SOUTH	WYNBERG	CITY OF CAPE TOWN	3.99
980	WYNBERG BOYS' JUNIOR	105309381	Primary School	METRO SOUTH	WYNBERG	CITY OF CAPE TOWN	3.49
981	ZANEMFUNDO PRIM.	106328634	Primary School	METRO SOUTH	PHILIPPI	CITY OF CAPE TOWN	4.05
982	CAPE ACADEMY FOR MATHS, SCI	105483613	Secondary School	METRO SOUTH	CONSTANTIA	CITY OF CAPE TOWN	0
983	CORNFLOWER PRIM.	106490105	Primary School	METRO SOUTH	LENTEGEUR	CITY OF CAPE TOWN	3.2
984	DUNESIDE PRIM.	106490113	Primary School	METRO SOUTH	WESTRIDGE	CITY OF CAPE TOWN	3.13
985	HEINZ PARK PRIM.	106312088	Primary School	METRO SOUTH	PHILIPPI	CITY OF CAPE TOWN	3.91



**TEMPLATE 3.1: CONDITION ASSESSMENT OF BUILDINGS - STATE-OWNED**  
**USER DEPARTMENT: EDUCATION**  
[List sorted alphabetically per Education District", then "Name of School"]

No.	PROPERTY DESCRIPTION / NAME OF SCHOOL	CEMIS Nr	TYPE OF SCHOOL	EDUCATION DISTRICT	SUBURB	TOWN	CONDITION ASSESSMENT
986	HYACINTH PRIM.	106490199	Primary School	METRO SOUTH	LENTEGEUR	CITY OF CAPE TOWN	3.14
987	KIRSTENHOF PRIM.	105309273	Primary School	METRO SOUTH	KIRSTENHOF	CITY OF CAPE TOWN	3.56
988	LANTANA PRIM.	106490210	Primary School	METRO SOUTH	LENTEGEUR	CITY OF CAPE TOWN	3.49
989	LENTEGEUR SEC.	106493392	Secondary School	METRO SOUTH	LENTEGEUR	CITY OF CAPE TOWN	3.12
990	LINGE PRIM.	106042211	Intermediate School	METRO SOUTH	NYANGA	CITY OF CAPE TOWN	3.16
991	LOTUS SEK.	105493341	Secondary School	METRO SOUTH	LOTUS RIVER	CITY OF CAPE TOWN	3.36
992	MEADOWRIDGE PRIM.	106490237	Primary School	METRO SOUTH	LENTEGEUR	CITY OF CAPE TOWN	3.56
993	MONTAGU DRIVE PRIM.	106490261	Primary School	METRO SOUTH	PORTLAND	CITY OF CAPE TOWN	3.68
994	MUIZENBERG HS.	104310265	Secondary School	METRO SOUTH	MUIZENBERG	CITY OF CAPE TOWN	3.48
995	MUIZENBERG JUNIOR	104309301	Primary School	METRO SOUTH	MUIZENBERG	CITY OF CAPE TOWN	3.41
996	PHILLIPI SEC	106008278	Secondary School	METRO SOUTH	PHILIPPI	CITY OF CAPE TOWN	3.53
997	PLANTATION PRIM.	105311103	Primary School	METRO SOUTH	LOTUS RIVER	CITY OF CAPE TOWN	4.36
998	RIDGEVILLE PRIM.	106490334	Primary School	METRO SOUTH	WESTRIDGE	CITY OF CAPE TOWN	2.95
999	ROCKLANDS PRIM	106490342	Primary School	METRO SOUTH	ROCKLANDS	CITY OF CAPE TOWN	3.46
1000	ROCKLANDS SEC.	106493384	Secondary School	METRO SOUTH	ROCKLANDS	CITY OF CAPE TOWN	3.7
1001	SIGCAWU PUBLIC PRIM.	102041344	Primary School	METRO SOUTH	CROSSROADS	CITY OF CAPE TOWN	0
1002	WESTVILLE PRIM.	106490466	Primary School	METRO SOUTH	WESTRIDGE	CITY OF CAPE TOWN	3.28
1003	BATTSWOOD OEFEN NGK PRIM.	105316717	Primary School	METRO SOUTH	OTTERY	CITY OF CAPE TOWN	3.78
1004	DENNEGEUR PRIM.	106490563	Primary School	METRO SOUTH	STRANDFONTEIN	CITY OF CAPE TOWN	3.18
1005	FERNDALE PRIM.	105309246	Primary School	METRO SOUTH	OTTERY	CITY OF CAPE TOWN	3.38
1006	HIGHLANDS PRIM.	106490164	Primary School	METRO SOUTH	WOODLANDS	CITY OF CAPE TOWN	3.32
1007	HILLWOOD PRIM.	105311448	Primary School	METRO SOUTH	LAVENDER HILL	CITY OF CAPE TOWN	3.22
1008	LAVENDER HILL HIGH SCHOOL	105313661	Secondary School	METRO SOUTH	LAVENDER HILL	CITY OF CAPE TOWN	3.01
1009	LEVANA PRIM.	105311456	Primary School	METRO SOUTH	LAVENDER HILL	CITY OF CAPE TOWN	3.07
1010	MVULA PRIM.	106005100	Primary School	METRO SOUTH	CROSSROADS	CITY OF CAPE TOWN	2.97
1011	NOBANTU PRIM.	106042110	Intermediate School	METRO SOUTH	GUGULETU	CITY OF CAPE TOWN	2.81
1012	PHAKAMA SEC.	106313939	Secondary School	METRO SOUTH	PHILIPPI	CITY OF CAPE TOWN	3.76
1013	PLUMSTEAD HS.	105310279	Secondary School	METRO SOUTH	PLUMSTEAD	CITY OF CAPE TOWN	3.11
1014	PLUMSTEAD PREP.	105308208	Primary School	METRO SOUTH	PLUMSTEAD	CITY OF CAPE TOWN	0
1015	PRINCE GEORGE PRIM.	105311596	Primary School	METRO SOUTH	LAVENDER HILL	CITY OF CAPE TOWN	3.03
1016	SIBELIUS HS.	105313106	Secondary School	METRO SOUTH	STEENBERG	CITY OF CAPE TOWN	3.05
1017	STRANDFONTEIN PRIM.	106490407	Primary School	METRO SOUTH	STRANDFONTEIN	CITY OF CAPE TOWN	3.23
1018	STRANDFONTEIN SEK.	106493406	Secondary School	METRO SOUTH	STRANDFONTEIN	CITY OF CAPE TOWN	3.21
1019	SULLIVAN PRIM.	105310638	Primary School	METRO SOUTH	STEENBERG	CITY OF CAPE TOWN	2.91
1020	VUKANI PRIM.	106007103	Primary School	METRO SOUTH	PHILIPPI	CITY OF CAPE TOWN	3.19
1021	WOODLANDS SEC.	106493457	Secondary School	METRO SOUTH	WOODLANDS	CITY OF CAPE TOWN	3.15
1022	WOODVILLE PRIM.	106490474	Primary School	METRO SOUTH	WOODLANDS	CITY OF CAPE TOWN	3.18
1023	ZERILDA PARK PRIM.	105312010	Primary School	METRO SOUTH	SEAWINDS	CITY OF CAPE TOWN	3.6
1024	CARAVELLE PRIM.	106490091	Primary School	METRO SOUTH	ROCKLANDS	CITY OF CAPE TOWN	3.72
1025	CRESTWAY SEC.	105313599	Secondary School	METRO SOUTH	RETREAT	CITY OF CAPE TOWN	2.79
1026	EISLEBEN ROAD PRIM.	106490121	Primary School	METRO SOUTH	ROCKLANDS	CITY OF CAPE TOWN	3.7

**TEMPLATE 3.1: CONDITION ASSESSMENT OF BUILDINGS - STATE-OWNED**  
**USER DEPARTMENT: EDUCATION**  
[List sorted alphabetically per Education District", then "Name of School"]

No.	PROPERTY DESCRIPTION / NAME OF SCHOOL	CEMIS Nr	TYPE OF SCHOOL	EDUCATION DISTRICT	SUBURB	TOWN	CONDITION ASSESSMENT
1027	GLENDAL SEC.	106493430	Secondary School	METRO SOUTH	ROCKLANDS	CITY OF CAPE TOWN	3.17
1028	JOHN PAMA PRIM.	106042208	Primary School	METRO SOUTH	NYANGA	CITY OF CAPE TOWN	3.51
1029	KLEINBERG PRIM.	104310972	Primary School	METRO SOUTH	OCEAN VIEW	CITY OF CAPE TOWN	2.89
1030	KOMMETJIE PRIM.	104309277	Primary School	METRO SOUTH	KOMMETJIE	CITY OF CAPE TOWN	3.53
1031	KUYAKHANYA PRIMARY	106041313	Intermediate School	METRO SOUTH	CROSSROADS	CITY OF CAPE TOWN	0
1032	LIESBEECK PRIM.	106490229	Primary School	METRO SOUTH	PORTLAND	CITY OF CAPE TOWN	3.35
1033	LOURIER PRIM.	105310794	Primary School	METRO SOUTH	RETREAT	CITY OF CAPE TOWN	3.04
1034	MARINE PRIM.	104311030	Primary School	METRO SOUTH	OCEAN VIEW	CITY OF CAPE TOWN	2.98
1035	MONDALE HS.	106493368	Secondary School	METRO SOUTH	PORTLAND	CITY OF CAPE TOWN	3.73
1036	OCEAN VIEW SEC.	104313491	Secondary School	METRO SOUTH	OCEAN VIEW	CITY OF CAPE TOWN	3.39
1037	OSCAR MPETHA HS	106042203	Secondary School	METRO SOUTH	NYANGA	CITY OF CAPE TOWN	3.55
1038	SEAVIEW PRIM.	106490350	Primary School	METRO SOUTH	ROCKLANDS	CITY OF CAPE TOWN	3.15
1039	SQUARE HILL PRIM.	105310824	Primary School	METRO SOUTH	RETREAT	CITY OF CAPE TOWN	3.32
1040	THOMAS WILDSCHUTT JUN. PRIM	105310360	Primary School	METRO SOUTH	RETREAT	CITY OF CAPE TOWN	2.85
1041	THOMAS WILDSCHUTT PRIM.	105310875	Primary School	METRO SOUTH	RETREAT	CITY OF CAPE TOWN	2.89
1042	WALTER TEKA PUB. PRIM.	106042216	Intermediate School	METRO SOUTH	NYANGA	CITY OF CAPE TOWN	3.06
1043	WESTLAKE PRIM	100000056	Primary School	METRO SOUTH	WESTLAKE	CITY OF CAPE TOWN	4.93
1044	ZWAANSWYK ACADEMY/AKADEM	105309386	Intermediate School	METRO SOUTH	BERGVLIET	CITY OF CAPE TOWN	3.64
1045	ZWAANSWYK HS.	105310323	Secondary School	METRO SOUTH	BERGVLIET	CITY OF CAPE TOWN	3.09
1046	ALBERT MYBURGH SEK.	113333360	Secondary School	OVERBERG	BREDASDORP	BREDASDORP	3.66
1047	B.F. OOSTHUIZEN PRIM.	117330205	Intermediate School	OVERBERG	BARRYDALE	BARRYDALE	3.66
1048	BARRYDALE HS.	117312200	Combined School	OVERBERG	BARRYDALE	BARRYDALE	3.38
1049	BONTEBOK PRIM.	117330221	Primary School	OVERBERG	RAILTON	SWELLEN DAM	3.08
1050	BREDASDORP HS.	113310206	Secondary School	OVERBERG	BREDASDORP	BREDASDORP	3.53
1051	BREDASDORP PRIM.	113309216	Primary School	OVERBERG	BREDASDORP	BREDASDORP	3.48
1052	BUFFELJAGSRIVIER LS.	117309219	Primary School	OVERBERG	BUFFELJAGSRIVIER	BUFFELJAGSRIVIER	3.91
1053	DE HEIDE PRIM.	113330809	Primary School	OVERBERG	BREDASDORP	BREDASDORP	3.86
1054	MULLERSRUS PRIM.	117330604	Primary School	OVERBERG	OUTSIDE A TOWN	OUTSIDE A TOWN	3.46
1055	PROTEA PRIM.	113330248	Primary School	OVERBERG	NAPIER	NAPIER	3.4
1056	PROTEM NGK PRIM.	113336092	Primary School	OVERBERG	OUTSIDE A TOWN	OUTSIDE A TOWN	0
1057	STRUISBAAI PRIM.	113330345	Primary School	OVERBERG	MOLSHOOP	STRUIS BAY	3.45
1058	SUURBRAAK PRIM.	117330787	Intermediate School	OVERBERG	SUURBRAAK	SUURBRAAK	4.15
1059	SWELLEN DAM HS.	117310305	Secondary School	OVERBERG	SWELLEN DAM	SWELLEN DAM	3.37
1060	SWELLEN DAM LS.	117309353	Primary School	OVERBERG	SWELLEN DAM	SWELLEN DAM	4.27
1061	SWELLEN DAM SEK.	117333417	Secondary School	OVERBERG	RAILTON	SWELLEN DAM	3.16
1062	VRT PITT PRIMARY SCHOOL	100000437	Primary School	OVERBERG	RAILTON	SWELLEN DAM	New
1063	WAGENHUISKRANTZ PRIM.	113336041	Primary School	OVERBERG	ARNISTON	ARNISTON	3.08
1064	DIE BRON PRIM.	115330396	Primary School	OVERBERG	STANFORD	STANFORD	3.47
1065	GANSBAAI ACADEMIA	115007999	Secondary School	OVERBERG	GANS BAY	GANS BAY	4.2
1066	GANSBAAI LS.	115309249	Primary School	OVERBERG	GANS BAY	GANS BAY	3.65
1067	GANSBAAI PRIM.	115330493	Primary School	OVERBERG	BLOMPARK	GANS BAY	3.94

**TEMPLATE 3.1: CONDITION ASSESSMENT OF BUILDINGS - STATE-OWNED**  
**USER DEPARTMENT: EDUCATION**  
[List sorted alphabetically per Education District", then "Name of School"]

No.	PROPERTY DESCRIPTION / NAME OF SCHOOL	CEMIS Nr	TYPE OF SCHOOL	EDUCATION DISTRICT	SUBURB	TOWN	CONDITION ASSESSMENT
1068	GRABOUW HS.	114312224	Combined School	OVERBERG	GRABOUW	GRABOUW	3.89
1069	GROENBERG SEK.	114333387	Secondary School	OVERBERG	PINEVIEW	GRABOUW	3.44
1070	HAWSTON PRIM.	115330191	Primary School	OVERBERG	HAWSTON	HAWSTON	2.97
1071	HAWSTON SEK.	115333565	Secondary School	OVERBERG	HAWSTON	HAWSTON	3.32
1072	HERMANUS HS.	115310241	Secondary School	OVERBERG	EASTCLIFF	HERMANUS	3.63
1073	HERMANUS PRIM.	115309262	Primary School	OVERBERG	WESTCLIFF	HERMANUS	3.53
1074	KATHLEEN MURRAY PRIM.	114330027	Primary School	OVERBERG	PINEVIEW	GRABOUW	4.14
1075	KLEINMOND LAER.	114309607	Primary School	OVERBERG	KLEINMOND	KLEINMOND	3.05
1076	KLEINMOND PRIM.	114330663	Intermediate School	OVERBERG	KLEINMOND	KLEINMOND	3.42
1077	LUKHANYO PRIM.	115042107	Primary School	OVERBERG	ZWELIHLE	HERMANUS	3.89
1078	MASAKHANE PRIM	115008277	Primary School	OVERBERG	MASAKHANE	GANS BAY	3.52
1079	MOUNT PLEASANT PRIM.	115330175	Primary School	OVERBERG	MOUNT PLEASANT	HERMANUS	3.37
1080	OKKIE SMUTS PRIM.	115309609	Primary School	OVERBERG	STANFORD	STANFORD	3.24
1081	PINEVIEW PRIM.	114330256	Primary School	OVERBERG	PINEVIEW	GRABOUW	3.1
1082	QHAYIYA SEC. SCHOOL	115333646	Secondary School	OVERBERG	ZWELIHLE	HERMANUS	3.07
1083	UMYEZO WAMA APILE HS	100000288	Secondary School	OVERBERG	GRABOUW	GRABOUW	0
1084	UMYEZO WAMA APILE PRIM.	114041326	Primary School	OVERBERG	GRABOUW	GRABOUW	3.12
1085	ZWELIHLE PRIM	115008001	Primary School	OVERBERG	HERMANUS	HERMANUS	4.03
1086	BISSETSDRIFT PRIM.	114330779	Intermediate School	OVERBERG	OUTSIDE A TOWN	OUTSIDE A TOWN	4.01
1087	BOTRIVIER PRIM	114330590	Intermediate School	OVERBERG	BOT RIVER	BOT RIVER	3.34
1088	DANIEL LE ROUX PRIM.	114309225	Primary School	OVERBERG	OUTSIDE A TOWN	OUTSIDE A TOWN	4.16
1089	DE VILLIERS GRAAFF HS.	114310220	Secondary School	OVERBERG	VILLIERSDORP	VILLIERSDORP	3.54
1090	DE VILLIERS GRAAFF PRIM.	114309231	Primary School	OVERBERG	VILLIERSDORP	VILLIERSDORP	3.54
1091	EMIL WEDER SEK.	114333328	Secondary School	OVERBERG	GENADENDAL	GENADENDAL	3.49
1092	GREYTON PRIM.	114330612	Primary School	OVERBERG	GREYTON	GREYTON	3.13
1093	JONGENSKLIP PRIM.	114309270	Primary School	OVERBERG	OUTSIDE A TOWN	OUTSIDE A TOWN	3.4
1094	KOSIE DE WET PRIM.	114330639	Primary School	OVERBERG	VILLIERSDORP	VILLIERSDORP	3.97
1095	OVERBERG HS	114310270	Secondary School	OVERBERG	CALEDON	CALEDON/MYDDLETON	3.85
1096	OVERBERG LS.	114309310	Primary School	OVERBERG	CALEDON	CALEDON/MYDDLETON	3.85
1097	RIVIERSONDEREND HS.	114312243	Combined School	OVERBERG	RIVIERSONDEREND	RIVIERSONDEREND	3.99
1098	RIVIERSONDEREND PRIM.	114330671	Intermediate School	OVERBERG	RIVIERSONDEREND	RIVIERSONDEREND	3.2
1099	SWARTBERG PRIM.	114330078	Primary School	OVERBERG	BERGSIG	CALEDON/MYDDLETON	3.24
1100	SWARTBERG SEK.	114333336	Secondary School	OVERBERG	BERGSIG	CALEDON/MYDDLETON	3.83
1101	UITKYK LS	114309364	Primary School	OVERBERG	GREYTON	GREYTON	3.04
1102	VILLIERSDORP SEK.	114333077	Secondary School	OVERBERG	VILLIERSDORP	VILLIERSDORP	3.91
1103	ANNE PIENAAR GEDENK NGK PRIM	132476021	Primary School	WEST COAST	OUTSIDE A TOWN	OUTSIDE A TOWN	0
1104	DARLING LS.	132309226	Primary School	WEST COAST	DARLING	DARLING	3.43
1105	GOEDEHOOP PRIM.	132476404	Primary School	WEST COAST	OUTSIDE A TOWN	OUTSIDE A TOWN	2.97
1106	LIEBENBERG PRIM.	132470287	Primary School	WEST COAST	WESBANK	MALMESBURY	3.41
1107	LLINGELETHU SEC.	132473510	Secondary School	WEST COAST	ILINGE LETHU	MALMESBURY	3.47
1108	MEIRING PRIM.	132470317	Primary School	WEST COAST	RIEBEEK KASTEEL	RIEBEEK KASTEEL	3.37

**TEMPLATE 3.1: CONDITION ASSESSMENT OF BUILDINGS - STATE-OWNED**  
**USER DEPARTMENT: EDUCATION**  
[List sorted alphabetically per Education District", then "Name of School"]

No.	PROPERTY DESCRIPTION / NAME OF SCHOOL	CEMIS Nr	TYPE OF SCHOOL	EDUCATION DISTRICT	SUBURB	TOWN	CONDITION ASSESSMENT
1109	NAPHAKE PRIM.	132470805	Primary School	WEST COAST	ILINGE LETHU	MALMESBURY	3.41
1110	O.J. ERASMUS NGK PRIM.	132476919	Primary School	WEST COAST	KALBASKRAAL	KALBASKRAAL	3.45
1111	RIEBEECK-KASTEEL LS.	132309327	Primary School	WEST COAST	RIEBEEK KASTEEL	RIEBEEK KASTEEL	3.63
1112	RIEBEECK-WES PRIM.	132470481	Intermediate School	WEST COAST	RIEBEEK WEST	RIEBEEK WEST	3.61
1113	RIVERLANDS PRIM.	132470724	Primary School	WEST COAST	GREATER CHATSWORTH	MALMESBURY	3.5
1114	RUSTSTASIE PRIM.	132477133	Primary School	WEST COAST	OUTSIDE A TOWN	OUTSIDE A TOWN	3.56
1115	SCHOONSPRUIT SEK.	132473405	Secondary School	WEST COAST	WESBANK	MALMESBURY	3.45
1116	ST. MICHAEL'S PRIM.	132477389	Primary School	WEST COAST	ABBOTSDALE	MALMESBURY	3.47
1117	ST. THOMAS PRIM.	132470651	Primary School	WEST COAST	WESBANK	MALMESBURY	3.28
1118	SWARTLAND HS.	132310302	Secondary School	WEST COAST	MALMESBURY	MALMESBURY	3.46
1119	SWARTLAND LS.	132309349	Primary School	WEST COAST	MALMESBURY	MALMESBURY	3.4
1120	VOORUITSIG PRIM.	132470562	Intermediate School	WEST COAST	NUWEDORP	DARLING	3.19
1121	WESBANK SEK.	132470686	Secondary School	WEST COAST	WESBANK	MALMESBURY	3.52
1122	AURORA HS.	133312600	Intermediate School	WEST COAST	AURORA	AURORA	3.23
1123	BRANDENBURG PRIM.	133476137	Primary School	WEST COAST	OUTSIDE A TOWN	OUTSIDE A TOWN	4.15
1124	DIRKIE UYS HS.	135310225	Secondary School	WEST COAST	BERGSIG	MOORREESBURG	3.72
1125	DIRKIE UYS LS.	132309233	Primary School	WEST COAST	BERGSIG	MOORREESBURG	3.92
1126	EENDEKUIL PRIM.	133476323	Primary School	WEST COAST	EENDEKUIL	EENDEKUIL	4.03
1127	HOLVLEI PRIM.	131470163	Primary School	WEST COAST	OUTSIDE A TOWN	OUTSIDE A TOWN	4.16
1128	LAURIE HUGO PRIM.	135470279	Intermediate School	WEST COAST	DOORNKLOOF	MOORREESBURG	3.44
1129	PIKETBERG HS.	133312238	Combined School	WEST COAST	PIKETBERG	PIKETBERG	3.93
1130	PORTERVILLE HS.	133312241	Combined School	WEST COAST	PORTERVILLE	PORTERVILLE	3.65
1131	PORTERVILLE PRIM.	133470619	Intermediate School	WEST COAST	MONTE BERTHA	PORTERVILLE	3.49
1132	REDELINGHUYS LS.	133309324	Primary School	WEST COAST	REDELINGHUYS	REDELINGHUYS	3.06
1133	REDELINGHUYS PRIM.	133470759	Primary School	WEST COAST	REDELINGHUYS	REDELINGHUYS	3.57
1134	STAWELKLIP MOR PRIM.	133477338	Intermediate School	WEST COAST	OUTSIDE A TOWN	OUTSIDE A TOWN	4.57
1135	STEYNVILLE PRIM.	133470546	Primary School	WEST COAST	PIKETBERG	PIKETBERG	3.2
1136	STEYNVILLE SEK.	133473413	Secondary School	WEST COAST	PIKETBERG	PIKETBERG	3.88
1137	DIAZVILLE HS.	134473359	Secondary School	WEST COAST	DIAZVILLE	SALDANHA	3.63
1138	DIAZVILLE PRIM.	134470090	Primary School	WEST COAST	DIAZVILLE	SALDANHA	3.45
1139	EDEN PRIM.	134470112	Intermediate School	WEST COAST	LOUWVILLE	VREDENBURG	3
1140	HOPEFIELD HS.	131312226	Combined School	WEST COAST	HOPEFIELD	HOPEFIELD	3.39
1141	HOPEFIELD PRIM.	131470171	Intermediate School	WEST COAST	OUDEKRAALFONTEIN	HOPEFIELD	3.56
1142	JURIE HAYES PRIM.	134470775	Intermediate School	WEST COAST	OUTSIDE A TOWN	OUTSIDE A TOWN	3.4
1143	LANGEBAAN PRIM.	131470252	Primary School	WEST COAST	LANGEBAAN	LANGEBAAN	3.81
1144	LANGEBAANWEG LS.	131309287	Primary School	WEST COAST	LANGEBAANWEG	SALDANHA BAY RUR	4.03
1145	LOUWVILLE HS	100000124	Secondary School	WEST COAST	LOUWVILLE	VREDENBURG	3.87
1146	MASIPHATHISANE PRIM	134008284	Primary School	WEST COAST	ONGEGUND	VREDENBURG	4.19
1147	NOORDHOEK PRIM.	134470376	Intermediate School	WEST COAST	NOORDHOEK	VELDDRIF	3.5
1148	PANORAMA PRIM. (VREDENBURG	134470406	Intermediate School	WEST COAST	LOUWVILLE	VREDENBURG	2.91
1149	SALDANHA LS.	134309337	Primary School	WEST COAST	SALDANHA	SALDANHA	4.06

**TEMPLATE 3.1: CONDITION ASSESSMENT OF BUILDINGS - STATE-OWNED**  
**USER DEPARTMENT: EDUCATION**  
[List sorted alphabetically per Education District", then "Name of School"]

No.	PROPERTY DESCRIPTION / NAME OF SCHOOL	CEMIS Nr	TYPE OF SCHOOL	EDUCATION DISTRICT	SUBURB	TOWN	CONDITION ASSESSMENT
1150	ST. ANDREW'S PRIM.	134477303	Primary School	WEST COAST	WHITE CITY	SALDANHA	3.82
1151	ST. AUGUSTINE'S PRIM.	134477311	Primary School	WEST COAST	KLIPRUG	PATERNOSTER	3.28
1152	ST. HELENABAAI INTER.	134470554	Intermediate School	WEST COAST	LAINGVILLE	ST HELENA BAY	0
1153	VELDDRIF HS.	133312257	Combined School	WEST COAST	VELDDRIF	VELDDRIF	3.14
1154	VREDENBURG HS.	134310314	Secondary School	WEST COAST	RUSFONTEIN	VREDENBURG	3.88
1155	VREDENBURG LS.	134309371	Primary School	WEST COAST	RUSFONTEIN	VREDENBURG	3.47
1156	WESTON SEK.	134473456	Secondary School	WEST COAST	LOUWVILLE	VREDENBURG	3.19
1157	AUGSBURG LANDBOUGIMNASIUM	136312208	Combined School	WEST COAST	CLANWILLIAM	CLANWILLIAM	3.16
1158	CEDERBERG ACADEMY	100000091	Secondary School	WEST COAST	CITRUSDAL	CITRUSDAL	4.55
1159	CITRUSDAL PRIM.	136470082	Primary School	WEST COAST	HEUWELSIG	CITRUSDAL	3.76
1160	CLANWILLIAM SEK.	136473472	Secondary School	WEST COAST	CLANWILLIAM	CLANWILLIAM	3.95
1161	GRAAFWATER HS.	136312222	Combined School	WEST COAST	GRAAFWATER	GRAAFWATER	3.59
1162	GRAAFWATER PRIM.	136476420	Primary School	WEST COAST	GRAAFWATER	GRAAFWATER	3.73
1163	GROOTKLOOF PRIM	136331058	Primary School	WEST COAST	OUTSIDE A TOWN	OUTSIDE A TOWN	3.68
1164	LAMBERTSBAAI LS.	136309286	Primary School	WEST COAST	LAMBERTS BAY	LAMBERTS BAY	3.85
1165	OLIFANTSVALLEI PRIM	136312206	Primary School	WEST COAST	CITRUSDAL	CITRUSDAL	4.08
1166	P.W. DE BRUIN PRIM.	136470465	Intermediate School	WEST COAST	LAMBERTS BAY	LAMBERTS BAY	2.77
1167	SEDERBERG PRIM.	136470538	Primary School	WEST COAST	CLANWILLIAM	CLANWILLIAM	3.88
1168	DORINGBAAI PRIM.	138347043	Primary School	WEST COAST	DORINGBAAI	DORINGBAAI	2.11
1169	EBENHAESER PRIM.	138340219	Intermediate School	WEST COAST	EBENHAEZER	EBENHAEZER	0
1170	KLAWER LS.	137309274	Primary School	WEST COAST	KLAWER	KLAWER	3.56
1171	KLEINRIVIER VGK LS	138347299	Primary School	WEST COAST	OUTSIDE A TOWN	OUTSIDE A TOWN	3.24
1172	LUTZVILLE HS.	138312229	Combined School	WEST COAST	LUTZVILLE	LUTZVILLE	3.35
1173	LUTZVILLE NGK PRIM.	138347078	Primary School	WEST COAST	OLIFANTS RIVER SETTLEM	MATZIKAMA RURAL	3.44
1174	MASKAM PRIM.	137340049	Primary School	WEST COAST	MASKAMSIG	VANRHYNSDORP	3.53
1175	NAASTDRIFT PRIM.	138347264	Primary School	WEST COAST	OUTSIDE A TOWN	OUTSIDE A TOWN	3.42
1176	NIEUWOUDT PRIM.	137340065	Intermediate School	WEST COAST	KLAWER	KLAWER	4.23
1177	NUWERUS HS.	137312234	Combined School	WEST COAST	NUWERUS	NUWERUS	2.02
1178	SPRUITDRIFT PRIM.	138347310	Primary School	WEST COAST	OUTSIDE A TOWN	OUTSIDE A TOWN	0
1179	STEILHOOGTE NGK PRIM.	138477362	Primary School	WEST COAST	OUTSIDE A TOWN	OUTSIDE A TOWN	3.24
1180	TRAWAL PRIM.	138347167	Primary School	WEST COAST	OUTSIDE A TOWN	OUTSIDE A TOWN	3.64
1181	UITKYK PRIM.	138347108	Intermediate School	WEST COAST	UITKYK	LUTZVILLE	3.46
1182	VANRHYNSDORP HS.	137312254	Combined School	WEST COAST	MASKAMSIG	VANRHYNSDORP	3.54
1183	VERGENOEG RK PRIM.	138347248	Primary School	WEST COAST	JOE SLOVO PARK	VREDENDAL	0
1184	VREDENDAL HS.	138310312	Secondary School	WEST COAST	VREDENDAL	VREDENDAL	3.43
1185	VREDENDAL LS.	138309370	Primary School	WEST COAST	VREDENDAL	VREDENDAL	3.83
1186	VREDENDAL SEK.	138473421	Secondary School	WEST COAST	VREDENDAL	VREDENDAL	3.56
1187	MIDDELPOS PRIMARY SCHOOL	100000599	Primary School	WEST COAST	MIDDELPOS	SALDANHA	5
1188	RIETFontein NGK PRIM.	122356077	Primary School	EDEN AND CENTRAL KAROO	OUTSIDE A TOWN	OUTSIDE A TOWN	0
1189	VREDENDAL-NOORD PRIM.	138347256	Primary School	WEST COAST	VREDENDAL	VREDENDAL	3.72

TEMPLATE 3.1: CONDITION ASSESSMENT OF BUILDINGS - STATE-OWNED  
 USER DEPARTMENT: EDUCATION  
 [List sorted alphabetically per Education District", then "Name of School"]

No.	PROPERTY DESCRIPTION / NAME OF SCHOOL	CEMIS Nr	TYPE OF SCHOOL	EDUCATION DISTRICT	SUBURB	TOWN	CONDITION ASSESSMENT
-----	--	----------	----------------	--------------------	--------	------	-------------------------

<b>Summary</b>	
Primary School	746
Secondary School	339
Combined School	33
Intermediate School	71
	<b>1189</b>



**TEMPLATE 3.2: CONDITION ASSESSMENT OF BUILDINGS - LEASED**  
**USER DEPARTMENT: EDUCATION**  
[List sorted alphabetically per Education District", then "Name of School"]

No.	PROPERTY DESCRIPTION / NAME OF SCHOOL	CEMIS Nr	TYPE OF SCHOOL	EDUCATION DISTRICT	SUBURB	TOWN	CONDITION ASSESSMENT
1	A.F. Kriel VGK Prim.	127337447	Primary School	CAPE WINELANDS	Montagu	Montagu	3.66
2	Aan De Doorns NGK Prim.	130338087	Primary School	CAPE WINELANDS	WORCESTER	WORCESTER	0
3	Achtertuin Ame Prim.	126337994	Primary School	CAPE WINELANDS	Ceres	Ceres	0
4	Agterwitzenberg VGK Prim.	126336831	Primary School	CAPE WINELANDS	Ceres	Ceres	3.47
5	Baden NGK Prim.	127337404	Primary School	CAPE WINELANDS	Montagu	Montagu	0
6	Bergendal SSKV Prim.	108476730	Intermediate School	CAPE WINELANDS	Suider-Paarl	Suider-Paarl	0
7	Bergrivier NGK Prim.	112476072	Primary School	CAPE WINELANDS	Wellington	Wellington	3.12
8	Bet-El Prim.	130330426	Primary School	CAPE WINELANDS	Privaatsak X3109	Privaatsak X3109	3.57
9	Boesmansrivier NGK Prim.	117338273	Primary School	CAPE WINELANDS	Bonnievale	Bonnievale	0
10	BOPLAAS NGK PRIM.	126336963	Primary School	CAPE WINELANDS	Koue Bokkeveld	Koue Bokkeveld	0
11	Botha's Halte NGK Prim.	130338214	Primary School	CAPE WINELANDS	Botha	Botha	3.76
12	Brandwacht NGK Prim.	130338427	Primary School	CAPE WINELANDS	Worcester-Wes	Worcester-Wes	6
13	Britsum NGK Prim.	126338842	Primary School	CAPE WINELANDS	Ceres	Ceres	0
14	Bruintjiesrivier EK Prim.	117337811	Primary School	CAPE WINELANDS	Bonnievale	Bonnievale	0
15	Buffelskloof SSKV Prim.	128338532	Primary School	CAPE WINELANDS	Mcgregor	Mcgregor	0
16	Concordia NGK Prim.	127337528	Primary School	CAPE WINELANDS	Montagu	Montagu	3.06
17	Dal Josaphat Prim.	108476218	Primary School	CAPE WINELANDS	Huguenot	Huguenot	0
18	De Meul NGK Prim.	126336998	Primary School	CAPE WINELANDS	Koue Bokkeveld	Koue Bokkeveld	3.12
19	Die Eike VGK Prim.	126336769	Intermediate School	CAPE WINELANDS	Ceres	Ceres	6
20	Driefontein NGK Prim.	126337099	Primary School	CAPE WINELANDS	Ceres	Ceres	3.81
21	Eilandia NGK Prim.	128337641	Primary School	CAPE WINELANDS	Worcester	Worcester	2.89
22	Errie Moller NGK Prim.	129338745	Primary School	CAPE WINELANDS	Wolseley	Wolseley	3.42
23	Ezelfontein NGK Prim.	126336858	Primary School	CAPE WINELANDS	Ceres	Ceres	0
24	Fairfield NGK Prim.	126336823	Primary School	CAPE WINELANDS	Ceres	Ceres	3.12
25	Fransie Du Toit NGK Prim.	127337412	Primary School	CAPE WINELANDS	Montagu	Montagu	0
26	G.B. Batt NGK Prim.	127337544	Primary School	CAPE WINELANDS	Montagu	Montagu	0
27	Gelukshoop NGK Prim.	117338435	Primary School	CAPE WINELANDS	BONNIEVALE	BONNIEVALE	0
28	Glen Heatlie Ame Prim.	130337978	Primary School	CAPE WINELANDS	De Wet	De Wet	6
29	Goudini Bad NGK Prim.	130337943	Primary School	CAPE WINELANDS	Rawsonville	Rawsonville	3.21
30	Goudmyn Prim.	128330868	Primary School	CAPE WINELANDS	Robertson	Robertson	3.33
31	Groenberg NGK Prim.	112476439	Primary School	CAPE WINELANDS	Upper Hermon Way	Upper Hermon Way	3.39
32	Huguenoot VGK Prim.	128337617	Primary School	CAPE WINELANDS	Robertson	Robertson	0

**TEMPLATE 3.2: CONDITION ASSESSMENT OF BUILDINGS - LEASED**  
**USER DEPARTMENT: EDUCATION**  
[List sorted alphabetically per Education District", then "Name of School"]

No.	PROPERTY DESCRIPTION / NAME OF SCHOOL	CEMIS Nr	TYPE OF SCHOOL	EDUCATION DISTRICT	SUBURB	TOWN	CONDITION ASSESSMENT
33	Iris Qwela Prim	130041116	Primary School	CAPE WINELANDS	Orchard	Orchard	0
34	Joostenberg SSKV Prim.	108476501	Primary School	CAPE WINELANDS	Pk Elsenburg	Pk Elsenburg	3.98
35	KEEROM SSKV PRIM.	127330892	Primary School	CAPE WINELANDS	Montagu	Montagu	0
36	Keisie VGK Prim.	127337536	Primary School	CAPE WINELANDS	Montagu	Montagu	3.18
37	KERSBOSLAAGTE SSKV PRIM.	108476579	Primary School	CAPE WINELANDS	MALMESBURY FARMS	CITY OF CAPE TOWN	0
38	ST. VINCENT RC PRIM.	109327352	Primary School	CAPE WINELANDS	Koelenhof	Koelenhof	0
39	Koelfontein NGK Prim.	126336807	Primary School	CAPE WINELANDS	Prince Alfred Hamlet	Prince Alfred Hamlet	4.03
40	KROMLIN PRIM.	126337013	Primary School	CAPE WINELANDS	Koue Bokkeveld	Koue Bokkeveld	3.33
41	Laastedrif NGK Prim.	126336890	Intermediate School	CAPE WINELANDS	Ceres	Ceres	0
42	Le Chasseur VGK Prim.	128337625	Intermediate School	CAPE WINELANDS	Robertson	Robertson	0
43	Leipzig SSKV Prim.	130338729	Primary School	CAPE WINELANDS	Worcester	Worcester	0
44	Lemoenpoort Prim.	130330434	Primary School	CAPE WINELANDS	Worcester	Worcester	0
45	Lorraine NGK Prim.	130337935	Primary School	CAPE WINELANDS	Rawsonville	Rawsonville	0
46	MARAISDAL NGK PRIM.	117338303	Primary School	CAPE WINELANDS	Bonnievale	Bonnievale	0
47	Matjiesrivier NGK Prim.	126336785	Primary School	CAPE WINELANDS	Ceres	Ceres	3.38
48	Montrouge VGK Prim.	129338761	Primary School	CAPE WINELANDS	Tulbagh	Tulbagh	3.34
49	Northridge NGK Prim.	126336793	Primary School	CAPE WINELANDS	Ceres	Ceres	0
50	Nuystasie NGK Prim.	130338222	Primary School	CAPE WINELANDS	Worcester	Worcester	0
51	ORCHARD PRIM.	130330833	Intermediate School	CAPE WINELANDS	Orchard	Orchard	0
52	Overhex NGK Prim.	130338249	Primary School	CAPE WINELANDS	Overhex	Overhex	3.3
53	Paardekloof NGK Prim.	126336777	Intermediate School	CAPE WINELANDS	Ceres	Ceres	3.06
54	Piet Hugo Gedenk NGK Prim.	126337005	Primary School	CAPE WINELANDS	Ceres	Ceres	3.22
55	Pietersfontein NGK Prim.	127337552	Primary School	CAPE WINELANDS	Montagu	Montagu	0
56	RAITHBY PRIM.	110321842	Primary School	CAPE WINELANDS	RAITHBY	STELLENBOSCH RURAL	4.41
57	Rawsonville Prim.	130330647	Primary School	CAPE WINELANDS	RAWSONVILLE	RAWSONVILLE	0
58	Retreat NGK Prim.	128337560	Primary School	CAPE WINELANDS	Robertson	Robertson	0
59	RIETFontein NGK PRIM.(WORC)	126338877	Primary School	CAPE WINELANDS	Koue Bokkeveld	Koue Bokkeveld	3.12
60	RIETVLEI NR 1 EK PRIM. (MONTAGU)	127337471	Primary School	CAPE WINELANDS	Montagu	Montagu	0
61	Rietvlei Nr 2 NGK Prim.	127338850	Primary School	CAPE WINELANDS	Montagu	Montagu	0
62	Riverside SSKV Prim.	128338680	Primary School	CAPE WINELANDS	Robertson	Robertson	3.53
63	SANDHILLS NGK PRIM.	130338036	Primary School	CAPE WINELANDS	Roodezandt	Roodezandt	2.99
64	Slanghoek NGK Prim.	130337927	Primary School	CAPE WINELANDS	Rawsonville	Rawsonville	3.59

**TEMPLATE 3.2: CONDITION ASSESSMENT OF BUILDINGS - LEASED**  
**USER DEPARTMENT: EDUCATION**  
[List sorted alphabetically per Education District", then "Name of School"]

No.	PROPERTY DESCRIPTION / NAME OF SCHOOL	CEMIS Nr	TYPE OF SCHOOL	EDUCATION DISTRICT	SUBURB	TOWN	CONDITION ASSESSMENT
65	Soetendal NGK Prim.	112477249	Primary School	CAPE WINELANDS	Wellington	Wellington	3.21
66	St. Idas RK Prim.	109327999	Primary School	CAPE WINELANDS	IDASVALLEI	STELLENBOSCH	0
67	Stettyn Prim.	130336335	Primary School	CAPE WINELANDS	Worcester	Worcester	0
68	Stockwell NGK Prim.	127338826	Primary School	CAPE WINELANDS	Ashton	Ashton	0
69	Talana NGK Prim.	128337420	Primary School	CAPE WINELANDS	Montagu	Montagu	3.65
70	Tandfontein NGK Prim.	126338893	Primary School	CAPE WINELANDS	Koue Bokkeveld	Koue Bokkeveld	3.51
71	Twee Jonge Gezellen VGK Prim.	129338788	Primary School	CAPE WINELANDS	Tulbagh	Tulbagh	3.23
72	Uitnood NGK Prim.	128337587	Primary School	CAPE WINELANDS	Robertson	Robertson	0
73	Vlottenburg Prim.	109321893	Primary School	CAPE WINELANDS	Vlottenburg	Vlottenburg	0
74	Voor-Groenberg NGK Prim.	112477532	Primary School	CAPE WINELANDS	Wellington	Wellington	0
75	Waboomsheuvel NGK Prim.	117338354	Primary School	CAPE WINELANDS	Bonnievale	Bonnievale	0
76	Wagenmakersvallei NGK Prim.	112477540	Primary School	CAPE WINELANDS	Wellington	Wellington	3.58
77	Wakkerstroom-Oos NGK Prim.	128338281	Primary School	CAPE WINELANDS	Bonnievale	Bonnievale	3.85
78	Wanganella NGK Prim.	126338664	Primary School	CAPE WINELANDS	Ceres	Ceres	3.26
79	Wardia VGK Prim.	127338656	Primary School	CAPE WINELANDS	Montagu	Montagu	0
80	Weber Gedenk NGK Prim.	109327409	Primary School	CAPE WINELANDS	STELLENBOSCH NU	STELLENBOSCH	3.22
81	Welgemoed NGK Prim.	126336815	Primary School	CAPE WINELANDS	Ceres	Ceres	0
82	WELTEVREDE NGK PRIM. (ROBER	128337595	Primary School	CAPE WINELANDS	Mcgregor	Mcgregor	0
83	WELTEVREDE NGK PRIM.(WORCE	130337951	Primary School	CAPE WINELANDS	Worcester	Worcester	0
84	Welvaart NGK Prim.	126336874	Primary School	CAPE WINELANDS	Ceres	Ceres	3.77
85	Welville EK Prim.	117337838	Primary School	CAPE WINELANDS	Bonnievale	Bonnievale	0
86	Willem Buchholz NGK Prim.	128337668	Primary School	CAPE WINELANDS	Robertson	Robertson	6
87	WORCESTER MOSLEM PRIMÉR	130338001	Primary School	CAPE WINELANDS	ESSELEN PARK	WORCESTER	0
88	Worcester NGK Oefen Prim.	130338117	Primary School	CAPE WINELANDS	PARKERSDAM	WORCESTER	0
89	Worcester RK Prim.	130338400	Intermediate School	CAPE WINELANDS	PARKERSDAM	WORCESTER	3.02
90	BAARTMANSFONTEIN NGK PRIM.	140337331	Primary School	EDEN AND CENTRAL KAROO	Laingsburg	Laingsburg	0
91	Amalienstein LB Prim.	123358282	Primary School	EDEN AND CENTRAL KAROO	Ladismith	Ladismith	6
92	Avontuur LB Prim.	125357758	Primary School	EDEN AND CENTRAL KAROO	Avontuur	Avontuur	0
93	Bracken Hill EK Prim.	119356735	Primary School	EDEN AND CENTRAL KAROO	Knysna	Knysna	0
94	Britsevlakte NGK Prim.	125357871	Primary School	EDEN AND CENTRAL KAROO	Uniondale	Uniondale	0
95	Dankoord VGK Prim.	123356883	Primary School	EDEN AND CENTRAL KAROO	Ladismith	Ladismith	0
96	De Jager VGK Prim.	124358118	Primary School	EDEN AND CENTRAL KAROO	Buffelsdrift	Buffelsdrift	0

**TEMPLATE 3.2: CONDITION ASSESSMENT OF BUILDINGS - LEASED**  
**USER DEPARTMENT: EDUCATION**  
[List sorted alphabetically per Education District", then "Name of School"]

No.	PROPERTY DESCRIPTION / NAME OF SCHOOL	CEMIS Nr	TYPE OF SCHOOL	EDUCATION DISTRICT	SUBURB	TOWN	CONDITION ASSESSMENT
97	Diepkloof VGK Prim.	118356271	Primary School	EDEN AND CENTRAL KAROO	George	George	0
98	Excelsior VGK Prim.	122356018	Intermediate School	EDEN AND CENTRAL KAROO	BERGSIG	CALITZDORP	0
99	Franken VGK Prim.	118356476	Intermediate School	EDEN AND CENTRAL KAROO	Herold	Herold	0
100	Geelhoutboom VGK Prim.	118356298	Primary School	EDEN AND CENTRAL KAROO	Blanco	Blanco	3.79
101	Goedegun VGK Prim.	121357588	Primary School	EDEN AND CENTRAL KAROO	Riversdal	Riversdal	0
102	Grootkraal UCC Prim.	124356182	Primary School	EDEN AND CENTRAL KAROO	Bridgton	Bridgton	0
103	Harkerville EK Prim.	119356689	Primary School	EDEN AND CENTRAL KAROO	Harkerville	Harkerville	3.27
104	Hibernia VGK Prim.	118356301	Primary School	EDEN AND CENTRAL KAROO	LEVALLIA	GEORGE	3.41
105	Hoeko VGK Prim.	123356891	Primary School	EDEN AND CENTRAL KAROO	Ladismith	Ladismith	0
106	Holy Cross Prim. (George)	118104601	Primary School	EDEN AND CENTRAL KAROO	GEORGE CENTRAL	GEORGE	0
107	Hotomskloof Prim.	124356247	Primary School	EDEN AND CENTRAL KAROO	Bridgmanville	Bridgmanville	0
108	Klipdrift EK Prim.	118356409	Primary School	EDEN AND CENTRAL KAROO	Herold	Herold	0
109	Kommandantsdrift SSKV Prim.	125358339	Primary School	EDEN AND CENTRAL KAROO	Herold	Herold	4.74
110	Kranshoek Prim.	119356875	Primary School	EDEN AND CENTRAL KAROO	KRANTSHOEK	KRANTSHOEK	3.78
111	Kruisrivier EK Prim.	121358207	Primary School	EDEN AND CENTRAL KAROO	Riversdal	Riversdal	0
112	Kruisrivier-Wes UCC Prim.	122356115	Primary School	EDEN AND CENTRAL KAROO	Bridgton	Bridgton	0
113	Lancewood Prim.	118358185	Primary School	EDEN AND CENTRAL KAROO	George-Oos	George-Oos	0
114	Lategansvlei SSKV Prim.	124358665	Primary School	EDEN AND CENTRAL KAROO	Oudtshoorn	Oudtshoorn	0
115	Layton NGK Prim.	139367044	Primary School	EDEN AND CENTRAL KAROO	Beaufort Wes	Beaufort Wes	0
116	Maddison Prim.	139360023	Primary School	EDEN AND CENTRAL KAROO	Beaufort-Wes	Beaufort-Wes	0
117	Matjiesfontein LB Prim.	140337307	Primary School	EDEN AND CENTRAL KAROO	MATJIESFONTEIN	MATJIESFONTEIN	0
118	Melkhoutfontein Prim.	121357375	Intermediate School	EDEN AND CENTRAL KAROO	Melkhoutfontein	Melkhoutfontein	3.31
119	Mooi Uitsig Prim No.2	124350680	Primary School	EDEN AND CENTRAL KAROO	Oudtshoorn	Oudtshoorn	0
120	Mosselbaai EK Prim (All Saints)	120357057	Primary School	EDEN AND CENTRAL KAROO	MOSSEL BAY	MOSSEL BAY	0
121	Rodewal UCC Prim.	124358258	Primary School	EDEN AND CENTRAL KAROO	Oudtshoorn	Oudtshoorn	0
122	Rooiberg SSKV Prim.	124356204	Primary School	EDEN AND CENTRAL KAROO	Oudtshoorn	Oudtshoorn	0
123	Rooirivier VGK Prim.	125357820	Primary School	EDEN AND CENTRAL KAROO	De Rust	De Rust	0
124	Ruigtevlei Prim.	119350311	Primary School	EDEN AND CENTRAL KAROO	Sedgefield	Sedgefield	3.66
125	Sacred Heart RK Prim.	124357154	Primary School	EDEN AND CENTRAL KAROO	BRIDGETON	OUDTSHOORN	0
126	Scheeperskraal SSKV Prim.	124358673	Primary School	EDEN AND CENTRAL KAROO	Oudtshoorn	Oudtshoorn	0
127	Seekoegat VGK Prim.	142366781	Primary School	EDEN AND CENTRAL KAROO	Klaarstroom	Klaarstroom	0
128	St. Blaize RK Prim	120358312	Primary School	EDEN AND CENTRAL KAROO	BOPLAAS	MOSSEL BAY	0

**TEMPLATE 3.2: CONDITION ASSESSMENT OF BUILDINGS - LEASED**  
**USER DEPARTMENT: EDUCATION**  
[List sorted alphabetically per Education District", then "Name of School"]

No.	PROPERTY DESCRIPTION / NAME OF SCHOOL	CEMIS Nr	TYPE OF SCHOOL	EDUCATION DISTRICT	SUBURB	TOWN	CONDITION ASSESSMENT
129	St. Konrad RK Prim.	124357162	Primary School	EDEN AND CENTRAL KAROO	DYSSELDORP	DYSSELDORP	0
130	ST. LUKE'S (EC) SCHOOL	120357030	Primary School	EDEN AND CENTRAL KAROO	Mosselbaai	Mosselbaai	0
131	ST. MARY'S RK PRIM. (GEORGE)	118356425	Primary School	EDEN AND CENTRAL KAROO	ROSEMORE	GEORGE	0
132	ST. PAUL'S EK PRIM.(GEORGE)	118356360	Intermediate School	EDEN AND CENTRAL KAROO	LEVALLIA	GEORGE	0
133	Vlakteplaas UCC Prim.	124356239	Primary School	EDEN AND CENTRAL KAROO	De Rust	De Rust	0
134	VONDELING NAK PRIM.	116337242	Primary School	EDEN AND CENTRAL KAROO	Witsand	Witsand	0
135	W.J. Le Roux LB Prim.	123357014	Primary School	EDEN AND CENTRAL KAROO	Ladismith	Ladismith	0
136	Waboomskraal VGK Prim.	118356492	Primary School	EDEN AND CENTRAL KAROO	George	George	0
137	Zeekoegat VGK Prim.	124357219	Primary School	EDEN AND CENTRAL KAROO	Oudtshoorn	Oudtshoorn	0
138	Zoar EK Prim.	123357022	Primary School	EDEN AND CENTRAL KAROO	ZOAR	ZOAR	0
139	Zoar R.P. Botha VGK Prim.	123356913	Intermediate School	EDEN AND CENTRAL KAROO	ZOAR	ZOAR	0
140	Habibia Prim.	105486027	Primary School	METRO CENTRAL	RYLANDS	CITY OF CAPE TOWN	3.41
141	Holy Cross RC Prim.	103316369	Primary School	METRO CENTRAL	ZONNEBLOEM	CITY OF CAPE TOWN	0
142	Oranjekloof Mor Prim.	105316660	Primary School	METRO CENTRAL	HOUT BAY	CITY OF CAPE TOWN	3.02
143	Regina Coeli RC Prim.	105486043	Primary School	METRO CENTRAL	BELGRAVIA	CITY OF CAPE TOWN	3.57
144	Schotschekloof Mos Prim.	103316636	Primary School	METRO CENTRAL	SCHOTSCHEKLOOF	CITY OF CAPE TOWN	4.02
145	St. Agnes's Prim.	103304603	Primary School	METRO CENTRAL	WOODSTOCK	CITY OF CAPE TOWN	0
146	St. John's RC Prim.	103328316	Primary School	METRO CENTRAL	KENSINGTON	CITY OF CAPE TOWN	0
147	ST. MARY'S PRIM. (GARDENS)	103304605	Primary School	METRO CENTRAL	CAPE TOWN CITY CENT	CITY OF CAPE TOWN	0
148	ST. PAUL'S PRIM. (WYNB)	103311898	Primary School	METRO CENTRAL	SCHOTSCHEKLOOF	CITY OF CAPE TOWN	0
149	St. Raphael's RC Prim.	105486086	Primary School	METRO CENTRAL	ATHLONE	CITY OF CAPE TOWN	3.26
150	St. Theresa R.C. Prim.	105486094	Primary School	METRO CENTRAL	WELCOME	CITY OF CAPE TOWN	3.5
151	Talfalah Prim.	105480746	Primary School	METRO CENTRAL	MANENBERG	CITY OF CAPE TOWN	3.56
152	Walmer Estate Prim.	103310379	Primary School	METRO CENTRAL	ZONNEBLOEM	CITY OF CAPE TOWN	0
153	Wesley Met. Practising School	103316725	Primary School	METRO CENTRAL	SALT RIVER	CITY OF CAPE TOWN	0
154	Zonnebloem Boys Prim.	103316733	Primary School	METRO CENTRAL	ZONNEBLOEM	CITY OF CAPE TOWN	0
155	Zonnebloem Girls Prac. Sch.	103316741	Primary School	METRO CENTRAL	ZONNEBLOEM	CITY OF CAPE TOWN	0
156	Zonnebloem Nest Senior School	103310328	Secondary School	METRO CENTRAL	ZONNEBLOEM	CITY OF CAPE TOWN	0
157	Kraaifontein Ame Prim.	101326615	Primary School	METRO EAST	EIKENDAL	CITY OF CAPE TOWN	3.23
158	Loreto Prim.	111000840	Primary School	METRO EAST	STRAND	CITY OF CAPE TOWN	0
159	Somerset-Wes Met Prim.	110327301	Primary School	METRO EAST	SOMERSET WEST	CITY OF CAPE TOWN	3.09
160	St. Paul's Prim.	109327255	Primary School	METRO EAST	FAURE	CITY OF CAPE TOWN	0

**TEMPLATE 3.2: CONDITION ASSESSMENT OF BUILDINGS - LEASED**  
**USER DEPARTMENT: EDUCATION**  
[List sorted alphabetically per Education District", then "Name of School"]

No.	PROPERTY DESCRIPTION / NAME OF SCHOOL	CEMIS Nr	TYPE OF SCHOOL	EDUCATION DISTRICT	SUBURB	TOWN	CONDITION ASSESSMENT
161	Strand Mos Prim.	111327247	Primary School	METRO EAST	STRAND	CITY OF CAPE TOWN	3.56
162	Attie Van Wyk VGK Prim.	101328197	Primary School	METRO NORTH	CAPE FARMS - DISTRICT	CITY OF CAPE TOWN	3.46
163	Blue Mountains Prim.	101328146	Primary School	METRO NORTH	WESTERDALE	CITY OF CAPE TOWN	3.88
164	KLIPHEUWEL PRIM.	132326011	Primary School	METRO NORTH	MIKPUNT	CITY OF CAPE TOWN	0
165	Marian RC Sec.	102489220	Secondary School	METRO NORTH	ADRIAANSE	CITY OF CAPE TOWN	0
166	Matroos. Holy Trinity RC Prim.	102486035	Primary School	METRO NORTH	ADRIAANSE	CITY OF CAPE TOWN	0
167	Pella Mor Prim.	132476994	Primary School	METRO NORTH	PELLA	CITY OF CAPE TOWN	3.13
168	ST. AUGUSTINE'S RC PRIM. PARO	101326003	Primary School	METRO NORTH	MODDERDAM	CITY OF CAPE TOWN	3.45
169	The Valley Prim.	101321990	Primary School	METRO NORTH	CAPE FARMS - DISTRICT	CITY OF CAPE TOWN	3.3
170	Vaatjie Mor Prim.	132477486	Primary School	METRO NORTH	CAPE FARMS - DISTRICT	CITY OF CAPE TOWN	0
171	Capricorn Prim	104316849	Primary School	METRO SOUTH	VRYGROND	CITY OF CAPE TOWN	0
172	Christian David Mor Prim.	105316644	Primary School	METRO SOUTH	STEENBERG	CITY OF CAPE TOWN	0
173	Dietrich Mor Prim.	106486019	Primary School	METRO SOUTH	PHILIPPI	CITY OF CAPE TOWN	3.15
174	Douglas Road Prim.	105310212	Primary School	METRO SOUTH	WYNBERG	CITY OF CAPE TOWN	3.36
175	Grassy Park Ec Prim.	105316199	Primary School	METRO SOUTH	GRASSY PARK	CITY OF CAPE TOWN	2.94
176	Immaculata RK Sec.	105319228	Secondary School	METRO SOUTH	WYNBERG	CITY OF CAPE TOWN	3.32
177	KLIPFONTEIN MET PRIM.	106496006	Primary School	METRO SOUTH	PHILIPPI	CITY OF CAPE TOWN	3.8
178	Muhammadeyah Mos Prim.	105316024	Primary School	METRO SOUTH	WYNBERG	CITY OF CAPE TOWN	3.49
179	Ottery Road (Meth.) Prim.	105316407	Primary School	METRO SOUTH	WYNBERG	CITY OF CAPE TOWN	2.82
180	St. Anne's Prim.	105304604	Primary School	METRO SOUTH	PLUMSTEAD	CITY OF CAPE TOWN	3.26
181	St. Anthony's RC Prim.	105316172	Primary School	METRO SOUTH	HEATHFIELD	CITY OF CAPE TOWN	0
182	St. Augustine's RC Prim.	105316288	Primary School	METRO SOUTH	WYNBERG	CITY OF CAPE TOWN	3.39
183	St. Clements RC Prim.	105316687	Primary School	METRO SOUTH	LOTUS RIVER	CITY OF CAPE TOWN	3.25
184	St. James RC Prim.	104316466	Primary School	METRO SOUTH	KALK BAY	CITY OF CAPE TOWN	0
185	ST. MARY'S (RC) PRIM (NYANGA)	106490628	Primary School	METRO SOUTH	NYANGA	CITY OF CAPE TOWN	0
186	ST. MARY'S RC PRIM.(RETREAT)	105316520	Primary School	METRO SOUTH	RETREAT	CITY OF CAPE TOWN	0
187	Star Of The Sea Convent Prim.	104304606	Primary School	METRO SOUTH	ST JAMES	CITY OF CAPE TOWN	0
188	Lemoenshoek NGK Prim.	117337846	Primary School	OVERBERG	Barrydale	Barrydale	0
189	Akkerboom Prim.	117337862	Primary School	OVERBERG	Barrydale	Barrydale	0
190	Arieskraal SSKV Prim.	114336394	Primary School	OVERBERG	Grabouw	Grabouw	0
191	Berea Mor Prim.	114336599	Primary School	OVERBERG	GENADENDAL	GENADENDAL	0
192	BLOEMENHOF NGK PRIM.	114336696	Primary School	OVERBERG	Riviersonderend	Riviersonderend	0
193	Boontjieskraal Prim.	114336440	Primary School	OVERBERG	Caledon	Caledon	0



**TEMPLATE 3.2: CONDITION ASSESSMENT OF BUILDINGS - LEASED**  
**USER DEPARTMENT: EDUCATION**  
[List sorted alphabetically per Education District", then "Name of School"]

No.	PROPERTY DESCRIPTION / NAME OF SCHOOL	CEMIS Nr	TYPE OF SCHOOL	EDUCATION DISTRICT	SUBURB	TOWN	CONDITION ASSESSMENT
194	De Rust Futura Akademie	114336734	Combined School	OVERBERG	Grabouw	Grabouw	0
195	Dennegeur NGK Prim.	114336742	Primary School	OVERBERG	Grabouw	Grabouw	0
196	Diepgat NGK Prim.	114336432	Primary School	OVERBERG	Caledon	Caledon	0
197	Elandsrivier NGK Prim.	114336351	Primary School	OVERBERG	Villiersdorp	Villiersdorp	0
198	Elim Mor Prim.	113336181	Intermediate School	OVERBERG	ELIM	CAPE AGULHAS RURAL	0
199	GLEN ELGIN MOR PRIM.	114336653	Primary School	OVERBERG	Elgin	Elgin	0
200	Kleinfontein Prim.	117337714	Primary School	OVERBERG	Swellendam	Swellendam	0
201	Klipdale EK Prim.	113336017	Primary School	OVERBERG	KLIPDALE	KLIPDALE	0
202	Kluitjieskraal NGK Prim.	117337722	Primary School	OVERBERG	Swellendam	Swellendam	0
203	L.R. Schmidt Mor Prim.	114336602	Primary School	OVERBERG	GENADENDAL	GENADENDAL	0
204	Maxonia NGK Prim.	114336750	Primary School	OVERBERG	Grabouw	Grabouw	0
205	MONTEITH SSKV PRIM.	114336491	Primary School	OVERBERG	Grabouw	Grabouw	0
206	Ouplaas EK Prim.	113336068	Primary School	OVERBERG	Bredasdorp	Bredasdorp	0
207	St. John's EK Prim.	117337765	Primary School	OVERBERG	BUFFELJAGSRIVIER	BUFFELJAGSRIVIER	0
208	St. Michael's EK Prim.	114336254	Primary School	OVERBERG	Grabouw	Grabouw	0
209	St. Paul's Laer	115336548	Primary School	OVERBERG	Gansbaai	Gansbaai	0
210	Teslaarsdal Prim.	114330264	Primary School	OVERBERG	TESSELAARSDAL	THEEWATERSKLOOF R	0
211	The Glebe Prim.	114336513	Primary School	OVERBERG	CALEDON	CALEDON/MYDDLETON	0
212	Uitvlug VGK Prim.	117337749	Primary School	OVERBERG	Swellendam	Swellendam	3.79
213	Vleiplaas NGK Prim.	117337854	Primary School	OVERBERG	Barrydale	Barrydale	0
214	Weltevrede VGK Prim. (Barryd)	117337889	Primary School	OVERBERG	Barrydale	Barrydale	0
215	Berghof NGK Prim.	133476064	Primary School	WEST COAST	Porterville	Porterville	0
216	Bitterfontein Prim.	137340359	Primary School	WEST COAST	BITTERFONTEIN	BITTERFONTEIN	3.36
217	Bloemendal NGK Prim.	132476099	Primary School	WEST COAST	Malmesbury	Malmesbury	0
218	Booyssendal NGK Prim.	138347418	Primary School	WEST COAST	Vredendal	Vredendal	0
219	Breevlei Prim	136476145	Primary School	WEST COAST	Piketberg	Piketberg	0
220	Carl Schreve (Mor) Prim.	133477613	Primary School	WEST COAST	WITTEWATER	BERGRIVIER RURAL	0
221	Chatsworth Ame Prim.	132476161	Primary School	WEST COAST	GREATER CHATSWORT	MALMESBURY	0
222	E.J. Malgarte Prim.	134477400	Primary School	WEST COAST	STOMPNEUS VILLAGE	ST HELENA BAY	0
223	Elandsfontein NGK Prim.	136476358	Primary School	WEST COAST	Clanwilliam	Clanwilliam	0
224	Elizabethfontein Mor Prim.	136476331	Primary School	WEST COAST	Clanwilliam	Clanwilliam	0
225	Engelbrecht NGK Prim.	133477702	Primary School	WEST COAST	ELANDS BAY	ELANDS BAY	0

**TEMPLATE 3.2: CONDITION ASSESSMENT OF BUILDINGS - LEASED**  
**USER DEPARTMENT: EDUCATION**  
[List sorted alphabetically per Education District", then "Name of School"]

No.	PROPERTY DESCRIPTION / NAME OF SCHOOL	CEMIS Nr	TYPE OF SCHOOL	EDUCATION DISTRICT	SUBURB	TOWN	CONDITION ASSESSMENT
226	Goedverwacht Mor Prim.	133476412	Primary School	WEST COAST	GOEDVERWACHT	BERGRIVIER RURAL	0
227	Groenvlei Prim.	133470155	Primary School	WEST COAST	Piketberg	Piketberg	3.26
228	H.P. Williams LS.	134309604	Primary School	WEST COAST	STOMPNEUS BAY	ST HELENA BAY	0
229	Hexrivier NGK Prim.	136476471	Primary School	WEST COAST	Posbus 197	Posbus 197	0
230	Kapel NGK Prim.	138347213	Primary School	WEST COAST	Klawer	Klawer	0
231	Karookop Prim.	133476552	Primary School	WEST COAST	Piketberg	Piketberg	0
232	Kleinkarnmelkvlei NGK Prim.	135476609	Primary School	WEST COAST	Moorreesburg	Moorreesburg	0
233	Koekenaap VGK Prim.	138347086	Primary School	WEST COAST	KOEKENAAP	MATZIKAMA RURAL	0
234	Koranrug Prim.	132476676	Primary School	WEST COAST	Darling	Darling	0
235	Koringberg Prim.	132470228	Primary School	WEST COAST	KORINGBERG	KORINGBERG	3.27
236	Kromland NGK Prim.	136476692	Primary School	WEST COAST	Graafwater	Graafwater	0
237	Kweekkraal NGK Prim.	136476706	Primary School	WEST COAST	Citrusdal	Citrusdal	0
238	Langvlei SSKV Prim.	136476722	Primary School	WEST COAST	Graafwater	Graafwater	0
239	Leipoldtville NGK Prim.	136476749	Primary School	WEST COAST	Leipoldtville	Leipoldtville	4.01
240	Middeldevurlei NGK Prim.	133476838	Primary School	WEST COAST	PIKETBERG	PIKETBERG	0
241	Morning Star NGK Prim.	132476870	Primary School	WEST COAST	Darling	Darling	0
242	Noordhoek NGK Prim.	136476889	Primary School	WEST COAST	Citrusdal	Citrusdal	0
243	Nuhoop NGK Prim.	133476897	Primary School	WEST COAST	Porterville	Porterville	0
244	Nuwefontein Prim.	137340391	Primary School	WEST COAST	Kliprand	Kliprand	0
245	Paardekop NGK Prim.	136476943	Primary School	WEST COAST	Citrusdal	Citrusdal	0
246	Rietpoort RK Prim.	137346934	Intermediate School	WEST COAST	RIETPOORT	RIETPOORT	0
247	Sandberg NGK Prim.	136477141	Primary School	WEST COAST	Graafwater	Graafwater	0
248	Skilpadvlei NGK Prim.	135477230	Primary School	WEST COAST	Moorreesburg	Moorreesburg	0
249	St. Boniface (RK) Prim.	137346942	Intermediate School	WEST COAST	Rietpoort	Rietpoort	0
250	Steenberg's Cove Prim.	134477346	Primary School	WEST COAST	STEENBERG'S COVE	ST HELENA BAY	0
251	Welgemeend NGK Prim.	132328049	Primary School	WEST COAST	Malmesbury	Malmesbury	0
252	Weltevreden NGK Prim.	132477664	Primary School	WEST COAST	Riebeek-Wes	Riebeek-Wes	0
253	Bosplaas NGK Prim.	112476110	Primary School	CAPE WINELANDS	Hermon	Hermon	3.13
254	Rosendal Prim.	126330310	Primary School	CAPE WINELANDS	Koue Bokkeveld	Koue Bokkeveld	0
255	De Hoop Laer.	125357847	Primary School	EDEN AND CENTRAL KAROO	Haarlem	Haarlem	0
256	Warmbad-Spa Prim.	122356123	Primary School	EDEN AND CENTRAL KAROO	Oudtshoorn	Oudtshoorn	0
257	Welbedacht UCC Prim.	124356166	Primary School	EDEN AND CENTRAL KAROO	Oudtshoorn	Oudtshoorn	0
258	Wupperthal Mor Prim.	136477621	Intermediate School	WEST COAST	Wupperthal	Wupperthal	0

**TEMPLATE 3.2: CONDITION ASSESSMENT OF BUILDINGS - LEASED**  
**USER DEPARTMENT: EDUCATION**  
 [List sorted alphabetically per Education District", then "Name of School"]

No.	PROPERTY DESCRIPTION / NAME OF SCHOOL	CEMIS Nr	TYPE OF SCHOOL	EDUCATION DISTRICT	SUBURB	TOWN	CONDITION ASSESSMENT
-----	--	----------	----------------	--------------------	--------	------	-------------------------

<b>Summary</b>
Primary School
Secondary School
Combined School
Intermediate School

238
3
1
16
<b>258</b>

<b>OWNERSHIP</b>
State Owned
Leased
<b>TOTAL</b>

<b>AMOUNT</b>
1189
258
<b>1447</b>

TEMPLATE 5.1: DISTRICT ANALYSIS - CAPE WINELANDS

USER DEPARTMENT: EDUCATION

[List sorted alphabetically per Education District\*, then \*Total Enrolment\*]

No	SCHOOL NAME	SCHOOL TYPE	CIRCUIT	QUINTILE	LEARNER S 10 YEARS AGO	PRIMARY	SECONDARY	TOTAL ENROL	TOTAL CLASSROOMS	TOTAL CLASSROOM RATIO	UTILISATION	PLANKIE SKOOL	LEASE SCHOOLS	CONDITI ON ASSESS MENT	New School	Receiv ing schoo l	Repla ceme nt Schoo l	Additi onal Class rooms	Split Combi ned Schoo l	Decan t Gr 8&9	Close d Schoo l	Purch ase lease d schoo l	Upgra de hostel	New Hostel	D: IP&M Notes	Infrastructure Projects	MAINTENANCE PROJECTS	
1	ALFRED STAMPER PUB. PRIM.	Primary School	1	NQ1	624	1 070	0	1 090	24	45.42	118.79			3.87													Maintenance 2024/25	
2	BONNE ESPERANCE PRIM.	Intermediate School	1	NQ1	551	420	0	439	17	25.92	100.89			3.5					x						secondary using this		Maintenance 2020/21	
3	DE KRUIJNE SEK.	Secondary School	1	NQ1	547	0	560	568	15	37.87	89.65			3.21													Maintenance 2019/20	
4	F.J. CONRADIE PRIM.	Primary School	1	NQ2	946	1 242	0	1 330	32	41.56	131.70			3.21													Maintenance 2019/20	
5	GLEN HEATLIE AME PRIM.	Primary School	1	NQ1	245	190	0	218	10	21.80	49.15		AME Church														0	
6	HEXVALLEI HS.	Combined School	1	NQ5	320	231	238	487	22	22.14	117.47			3.54					x						combined		Maintenance 2021/22	
7	HEXVALLEI SEK.	Secondary School	1	NQ2	1 335	0	1 446	1 415	32	44.22	121.02			3.55													Maintenance 2025/26	
8	IRIS OWELA PRIM	Primary School	1	NQ1	116	293	0	311	8	38.88	228.68		GHV Trust	3.65	x					x					school		0	
9	ORCHARD PRIM.	Intermediate School	1	NQ1	729	833	0	836	27	30.96	108.98		Doorns									x				Busy acquiring this leased property	0	
10	P.J.B. CONA PRIM.	Primary School	1	NQ1	593	897	0	1 046	23	45.48	100.32			3.3													Maintenance 2019/20	
11	RABIE PRIM.	Primary School	1	NQ1	392	361	0	359	11	32.64	97.07																Maintenance 2026/27	
12	SANDHILLS NGK PRIM.	Primary School	1	NQ1	346	396	0	392	7	56.00	149.77		Doorns +	2.99							x				leased	Busy acquiring this leased school	Maintenance 2018/19	
13	SIBABALWE PRIM.	Primary School	1	NQ1	156	213	0	259	7	37.00	120.81		ERVAARD	3.01											school		Maintenance 2025/26	
14	SIYAFUNeka PRIM.	Primary School	1	NQ1	897	1 115	0	1 114	24	46.42	126.15			3.65				x							school	Additional classrooms	Maintenance 2025/26	
15	STEENVLIE PRIM.	Primary School	1	NQ1	661	643	0	692	27	25.63	73.10			2.74													Maintenance 2027/28	
16	TOUWSTRIEVE LS.	Primary School	1	NQ1	453	746	1	740	19	38.95	147.24			3.64													Maintenance 2023/24	
17	VAN CUTSEM COMBINED SCHOOL	Combined School	1	NQ1	984	852	579	1 437	33	43.55	92.88			3.67		x			x						primary		Maintenance 2021/22	
18	VUISIZWE SEC	Secondary School	1	NQ1	1 291	0	1 188	1 370	39	35.13	95.20			3.19	x										Zwellithem	completed in 2016/17	Maintenance 2019/20	
19	HUGUENOOT VGK PRIM.	Primary School	1	NQ1	178	168	0	160	6	26.67	104.92		Robertson			x						x				learners	adding 1 classroom.	0
20	LEIPZIG SSKV PRIM.	Primary School	1	NQ1	76	50	0	52	6	8.67	47.58		School							x						decant	0	
21	NUYSTASIE NGK PRIM.	Primary School	1	NQ1	91	99	0	100	4	25.00	71.23		Worcester							x						decant	0	
22	OVERHEX NGK PRIM.	Primary School	1	NQ1	303	350	0	359	13	27.62	76.59		VOORAFV Worcester	3.3		x	x					x				learners	Purchase leased school and replace school	0
23	RIVERSIDE SSKV PRIM.	Primary School	1	NQ1	45	39	0	42	3	14.00	32.22		Conradie	3.53							x					decant	0	
24	VINKRIVIER PRIM.	Primary School	1	NQ1	82	60	0	63	2	31.50	57.51		STEEN	3.01							x					decant	0	
25	ZWELETHEMBA HIGH SCHOOL	Secondary School	1		#N/A	#N/A		145		#DIV/0!	#DIV/0!																#N/A	
26	BREERIVIER HS.	Secondary School	2	NQ4	1 931	0	1 511	1 469	47	31.26	64.04		Plankie	3.28												replaceme nt school	Replacement school (part-plankie)	Maintenance 2020/21
27	DE TUINEN PRIM.	Intermediate School	2	NQ5	1 065	572	0	654	29	22.55	75.99		N MET	3.08			x										Replacement school	0
28	DROSTDY HTS.	Secondary School	2	NQ5	865	2	979	970	22	44.09	107.31			3.81													Maintenance 2024/25	
29	VICTORIAPARK PRIM.	Primary School	2	NQ4	1 197	1 100	0	1 106	32	34.56	74.37		PANELS	3.23			x								nt school	Replacement school	0	
30	WORCESTER GIMNASIUM	Secondary School	2	NQ5	977	0	782	996	33	30.18	65.64			3.13													Maintenance 2021/22	
31	WORCESTER NGK OFTEN PRIM.	Primary School	2	NQ4	923	821	0	860	27	31.85	63.12		Worcester														Consider purchasing leased school.	0
32	WORCESTER VOORB.	Primary School	2	NQ5	467	617	0	689	21	32.81	92.40			3.52													Maintenance 2024/25	
33	ESSELENPARK PRIM.	Primary School	2	NQ3	1 125	1 138	0	1 147	32	35.84	99.99			2.79													Maintenance 2027/28	
34	ESSELENPARK SEK.	Secondary School	2	NQ4	1 450	0	1 502	1 555	35	44.43	86.76			2.83	x										some	New Worcester HS complete in 2016/17	Maintenance 2027/28	
35	HEXPARK PRIM.	Primary School	2	NQ3	559	499	0	593	25	23.72	62.97			3.52													Maintenance 2021/22	
36	MONTANA HS.	Secondary School	2	NQ5	463	1	417	419	14	29.93	55.04			3.39													Maintenance 2020/21	
37	RIVERVIEW PRIM.	Primary School	2	NQ4	693	700	0	689	24	28.71	60.81			2.63													Maintenance 2024/25	
38	ROODEWAL PRIM.	Primary School	2	NQ3	715	914	0	929	27	34.41	99.36			3.19													Maintenance 2017/18	
39	WORCESTER LS.	Primary School	2	NQ5	532	804	0	863	27	31.96	69.16			3.15													Maintenance 2020/21	
40	WORCESTER MOSLEM PRIMÉR	Primary School	2	NQ4	223	296	0	298	8	37.25	95.37		Muslim Francisco													leased	Purchase leased school	0
41	WORCESTER RK PRIM.	Intermediate School	2	NQ4	761	539	55	647	21	30.81	62.79			3.02							x				learners to		Maintenance 2024/25	
42	WORCESTER SEK.	Secondary School	2	NQ2	1 711	0	1 154	1 382	49	28.20	72.65			3.62													Maintenance 2020/21	
43	WORCESTER-NOORD PRIM.	Primary School	2	NQ5	631	727	0	751	30	25.03	63.98			3.49													Maintenance 2020/21	
44	WORCESTER-OOS LS.	Primary School	2	NQ5	428	592	0	664	20	33.20	62.21		AND				x								nt school	Replace pre-fabs	Maintenance 2020/21	
45	AVIAN PARK PRIM.	Primary School	2	NQ4	0	1 184	0	1 188	28	42.43	105.80			3.13													Maintenance 2018/19	
46	SOMERSET HIGH SCHOOL	Secondary School	2		#N/A	#N/A		167		#DIV/0!	#DIV/0!																#N/A	
47	BAKERVILLE PRIM.	Primary School	3	NQ4	561	595	0	603	22	27.41	77.48			3.24					x						secondary		Maintenance 2019/20	
48	BERGRIVIER NGK PRIM.	Primary School	3	NQ1	57	96	0	97	2	48.50	123.28		Wellington	3.12							x					decant to	0	
49	BERGRIVIER SEK.	Secondary School	3	NQ4	1 423	0	1 048	1 100	37	29.73	55.58			4.22													Maintenance 2027/28	
50	BOSPLAAS NGK PRIM.	Primary School	3	NQ1	48	36	0	36	2	18.00	52.50		Santen	3.13											school and		0	
51	GROENBERG NGK PRIM.	Primary School	3	NQ1	186	161	0	161	7	23.00	73.03		Wagenmake	3.39							x					school and	0	
52	HILLCREST PRIM.	Primary School	3	NQ4	1 156	1 147	0	1 273	36	35.36	96.49			3.2													Maintenance 2023/24	
53	HUGENOTE HS.	Secondary School	3	NQ5	882	0	801	819	28	29.25	78.75			3.7													Maintenance 2021/22	
54	HUGENOTE PRIM.	Primary School	3	NQ5	576	596	0	749	23	32.57	80.98			3.95		x									learners		Maintenance 2024/25	
55	HUGO RUST LAERSKOOL	Primary School	3	NQ5	410	609	0	620	19	32.63	95.86			3.85													Maintenance 2023/24	
56	PAUW GEDEK PRIM	Primary School	3	NQ5	411	434	0	580	16	36.25	95.78			3.26							x				decant to		Maintenance 2020/21	
57	RONDEHEUVEL PRIM.	Primary School	3	NQ1	210	228	0	222	19	27.75	47.23			3.55		x									decanting decanting	Additional classrooms required	Maintenance 2021/22	
58	ROODEZANDT SEK.	Secondary School	3	NQ3	743	2	744	771	19	40.58	137.79			3.19													Maintenance 2018/19	
59	SARON PRIM.	Primary School	3	NQ4	1 050	1 237	0	1 269	31	40.94	108.29			3.58													Maintenance 2024/25	
60	SOETENDAL NGK PRIM.	Primary School	3	NQ1	315	314	0	337	14	24.07	128.99		Wagenmake	3.21		x										learners	classrooms	Maintenance 2019/20
61	ST. ALBANS PRIM.	Primary School	3	NQ5	1 332	1 408	0	1 407	34	41.38	137.95		GEBOU-4	3.01													Replacement of part plankie school	Maintenance 2016/17
62	VAN WYKSVLEI PRIMARY SCHOOL	Primary School	3	NQ3	0	808	0	865	0	#DIV/0!	#DIV/0!														new school		Maintenance 2026/27	
63	VOOR-GROENBERG NGK PRIM.	Primary School	3	NQ1	85	69	0	77	4	19.25	68.47		Wagenmake								x				school and		0	
64	WAGENMAKERSVALLEI NGK PRIM.	Primary School	3	NQ1	420	294	0	292	10	29.20	65.20		Wagenmake	3.58													0	
65	WELLINGTON PRIM.	Primary School	3	NQ4	1 011	1 025	0	1 107	33	33.55	113.57			3.24													Maintenance 2019/20	
66	WELLINGTON SEC.	Secondary School	3																									

TEMPLATE 5.1: DISTRICT ANALYSIS - CAPE WINELANDS  
 USER DEPARTMENT: EDUCATION  
 [List sorted alphabetically per Education District\*, then \*Total Enrolment\*]

No	SCHOOL NAME	SCHOOL TYPE	CIRCUIT	QUINTILE	LEARNER S 10 YEARS AGO	PRIMARY	SECONDA RY	TOTAL ENROL	TOTAL CLASSRO OMS	TOTAL CLASSROOM RATIO	UTILISATI ON	PLANKIE SKOOL	LEASE SCHOOLS	CONDITI ON ASSESS MENT	New School	Receiv ing schoo l	Repal ceme nt Schoo l	Additi onal Class rooms	Split Combi ned Schoo l	Decan t Gr 8&9	Close Schoo l	Purch ase lease d schoo l	Upgra de hostel	New Hostel	D: IP&M Notes	Infrastructure Projects	MAINTENANCE PROJECTS	
78	BANDWACHT NGK PRIM.	Primary School	4	NQ3	154	155	0	156	5	31.20	78.52		Adderleystra								x				closing and		0	
79	BREERVIER LS.	Primary School	4	NQ5	43	49	0	49	3	16.33	51.73			3.28							x				decant		0	
80	ERRIE MOLLER NGK PRIM.	Primary School	4	NQ1	36	140	0	139	3	46.33	159.77		Goesen	3.42							x				decant		0	
81	GOUDINI BAD NGK PRIM.	Primary School	4	NQ2	88	82	0	81	3	20.33	57.62		Mr Reed	3.21							x				decant		0	
82	GOUDINI HS.	Combined School	4	NQ5	352	207	202	423	15	28.20	74.50			4.12					x						combined	Maintenance 2027/28		
83	LA PLAISANTE NGK PRIM.	Primary School	4	NQ1	94	115	0	120	7	17.14	60.26			3.35							x				decant		0	
84	LORRAINE NGK PRIM.	Primary School	4	NQ1	66	234	0	237	6	39.50	237.87	UNITS	Wet								x				school and		0	
85	PETRA GEDEKN PRIM.	Primary School	4	NQ3	207	296	0	296	8	37.00	157.69	ERVAARD		3.06		x	x								leaners	Replacement school	0	
86	RAWSONVILLE PRIM.	Primary School	4	NQ4	862	769	0	774	26	29.77	70.01		Trust	3.22							x				expand school. Additional Classrooms.	Maintenance 2019/20		
87	SLANGHOEK NGK PRIM.	Primary School	4	NQ3	207	257	0	259	9	28.78	95.30		Goudini	3.59													0	
88	W.F. LOOTS PRIM.	Primary School	4	NQ4	684	659	0	669	25	26.76	70.48			3.12												Maintenance 2024/25		
89	PRIM.(WORCESTER)	Primary School	4	NQ2	210	207	0	212	8	26.50	84.27		Nova								x				school and		0	
90	WITZENBERG PRIM.	Primary School	4	NQ5	814	819	0	934	27	34.59	99.46			2.96												Maintenance 2016/17		
91	WOLSELEY LS.	Primary School	4	NQ5	105	119	0	130	11	11.82	64.90			3.29		x									leaners		0	
92	WOLSELEY SEK.	Secondary School	4	NQ4	858	0	625	804	28	28.71	42.78			3.42													Maintenance 2020/21	
93	WYSSERSDRIFT PRIM.	Primary School	4	NQ1	163	180	0	199	7	28.43	110.56	UNITS		3.32		x	x								leaners	property, if suitable site.	0	
94	AAN DE DOORNS NGK PRIM.	Primary School	4	NQ1	212	167	0	166	5	33.22	83.01		Worcester								x				decant	additional classrooms)	0	
95	BO-DOORNRIJVER PRIM.	Primary School	4	NQ1	59	69	0	78	3	26.00	72.34			3.57							x				decant		0	
96	H.M. BEETS PRIM.	Primary School	4	NQ1	66	69	0	67	3	22.33	75.20			3.45		x									leaners	Additional classrooms (3 - investigate?)	Maintenance 2020/21	
97	LEMOENPOORT PRIM.	Primary School	4	NQ1	79	97	0	95	3	31.67	89.24		Viljen								x				decant		0	
98	NIUWE MORGEN PRIM.	Primary School	4	NQ1	105	154	0	156	6	26.00	118.18	DE NOVO		3.71		x	x								leaners	Replace school and add classrooms.	0	
99	SCHERPENHEUWEL PRIM.	Primary School	4	NQ1	56	96	0	93	3	31.00	85.49			3.71							x				decant		0	
100	STETTYN PRIM.	Primary School	4	NQ1	120	99	0	100	5	20.00	71.77		Botha								x				decant		0	
101	DE LA BAT-SKOOL	Special School	4	-	82	44	0	210		#DIV/0!	#DIV/0!																#N/A	
102	EDEN SKOOL	Special School	4	-	0	0	0	162		#DIV/0!	#DIV/0!																Maintenance 2016/17	
103	EUREKA JEUGSENTRUM	Special Youth Centre	4	-	#N/A	#N/A	0	0		#DIV/0!	#DIV/0!																Maintenance 2018/19	
104	LANGERUGSKOOL	Special School	4	-	60	69	0	142		#DIV/0!	#DIV/0!																Maintenance 2022/23	
105	NIUWE HOOP-SENTRUM	Special School	4	-	86	20	0	356		#DIV/0!	#DIV/0!																#N/A	
106	PONIER-SKOOL	Special School	4	-	47	27	0	135		#DIV/0!	#DIV/0!																#N/A	
107	CHARLESTON HILL PRIM.	Intermediate School	5	NQ3	814	953	0	1 050	25	42.00	77.53			2.88							x				HS-	high school	Maintenance 2025/26	
108	CHARLESTON HILL SEK.	Secondary School	5	NQ2	1 190	0	852	1 074	40	26.85	83.56	ASBES		3.47			x								school	Replacement school	0	
109	DALWEIDE PRIM.	Primary School	5	NQ2	1 238	1 205	0	1 226	24	51.08	121.69			3.36							x				classroom	Additional classrooms in 2017/18	Maintenance 2025/26	
110	GROENHEUWEL PRIM	Primary School	5	NQ2	0	1 292	0	1 317	33	39.91	122.80			3.23													Maintenance 2023/24	
111	NEW ORLEANS PRIM.	Intermediate School	5	NQ3	724	547	0	585	24	24.38	63.19	school		3.54			x								identified	Replacement school	0	
112	NEW ORLEANS SEK.	Secondary School	5	NQ3	1 496	0	1 453	1 524	30	50.80	34.27			3.13											utilisation.		Maintenance 2023/24	
113	NOORD-EIND PRIM.	Primary School	5	NQ5	451	504	0	638	20	31.90	45.47			2.73													Maintenance 2025/26	
114	NOORDER-PAARL SEK.	Secondary School	5	NQ3	1 246	0	1 281	1 266	44	28.77	77.67			3.09													Maintenance 2023/24	
115	ORLEANSVALE PRIM.	Primary School	5	NQ2	661	838	0	942	29	32.48	78.68			3.08													Maintenance 2017/18	
116	ALFONS PRIM.	Primary School	5	NQ1	243	231	0	237	7	33.86	100.31	N EN		3.38							x				school and		0	
117	BOLAND LANDBOUSKOOL	Secondary School	5	NQ5	347	0	352	354	12	29.50	79.47			2.96													Maintenance 2025/26	
118	DAL JOSAPHAT PRIM.	Primary School	5	NQ1	673	644	0	672	15	44.80	130.77		URC				x								nt school -	Replacement school 2018/19	Maintenance 2026/27	
119	DESMOND MPILLO TUTU SEC.	Secondary School	5	NQ1	1 414	3	1 251	1 367	33	41.42	77.94			3.64		x									new	New Mbekweni/Wallington HS	Maintenance 2021/22	
120	HILMELO JUN SEK	Secondary School	5	NQ1	1 173	0	1 318	1 297	53	24.47	92.12			3.19													Maintenance 2018/19	
121	MBONISELO PRIM.	Primary School	5	NQ1	1 344	1 398	0	1 455	31	46.94	121.43			4												Wyksvei	Maintenance 2027/28	
122	LANGABUYA PRIM.	Primary School	5	NQ1	1 192	1 231	0	1 451	33	43.97	113.05			3.26													Maintenance 2020/21	
123	MBEKWENI PRIM.	Primary School	5	NQ1	1 197	1 287	0	1 291	30	43.03	90.99			2.86													Maintenance 2027/28	
124	NEWTON PRIM.	Primary School	5	NQ5	889	875	0	890	31	28.71	67.00			3.04													Maintenance 2024/25	
125	NIUWE DRIFT PRIM.	Intermediate School	5	NQ1	726	413	0	418	28	14.93	40.03			4.18		x									leaners		Maintenance 2027/28	
126	SLOT VAN DIE PAARL PRIM.	Primary School	5	NQ5	64	108	0	121	8	15.13	53.24			3.74							x				decant		Maintenance 2022/23	
127	WINDMEUL PRIM.	Primary School	5	NQ1	487	410	0	411	16	25.69	87.30			3.39			x								leaners		Maintenance 2020/21	
128	KERSBOSLAAGTE SSKV PRIM.	Primary School	5	NQ1	142	144	0	150	6	25.00	84.30		e								x				school -	Klipheuwel PS	0	
129	AMSTELHOF PRIM.	Primary School	6	NQ2	685	650	0	767	23	33.35	70.81	Plankie		3.37											part	Replacement school (part-plankie)	Maintenance 2020/21	
130	COURTRAI PRIMARY SCHOOL	Primary School	6	NQ5	424	652	0	653	22	29.68	89.01			3.15													Maintenance 2022/23	
131	DRAKENSTEIN PRIM.	Primary School	6	NQ5	218	277	0	302	13	23.23	50.06			3.16			x								leaners		Maintenance 2018/19	
132	EBENEZER PRIM.	Primary School	6	NQ5	564	766	0	881	24	36.71	77.51	EN HOUT		4.2				x							nt school -	Replacement school in 2018/19	Maintenance 2027/28	
133	GIMNASIUM HS. (PAARL)	Secondary School	6	NQ5	1 073	0	1 045	1 096	33	32.00	62.42			3.84													Maintenance 2024/25	
134	GIMNASIUM PRIM.	Primary School	6	NQ5	523	590	0	704	26	27.08	58.57			3.70													Maintenance 2026/27	
135	HOER JONGENSKOOL PAARL	Secondary School	6	NQ5	746	0	849	875	28	31.29	50.36			3.7													Maintenance 2021/22	
136	KLEIN NEDERBURG SEK.	Secondary School	6	NQ4	1 432	0	1 344	1 345	35	38.43	92.37			2.98													Maintenance 2016/17	
137	L.K. ZEEMAN PRIM.	Primary School	6	NQ2	403	194	0	219	25	8.76	20.11	ERVAARD		3.49							x				school and		0	
138	LA ROCHELLE GIRLS PRIM.	Primary School	6	NQ5	336	336	0	342	16	21.38	41.15			3.15													Maintenance 2021/22	
139	LA ROCHELLE MEISIES HS.	Secondary School	6	NQ5	518	0	588	592	41	14.44	98.65			3.6													Maintenance 2023/24	
140	LABORI HS.	Secondary School	6	NQ5	529	0	524	526	14	37.57	66.77			2.73													Maintenance 2027/28	
141	MAGNOLIA PRIM.	Primary School	6	NQ2	565	635	0	705	29	24.31	61.18	school		3.33			x								identified	Replacement school	0	
142	NEDERBURG PRIM.	Primary School	6	NQ2	728	768	0	812	28	29.00	102.64	school		3.71			x								identified	Replacement school	0	
143	PAARL BOYS' PRIM.	Primary School	6	NQ																								

TEMPLATE 5.1: DISTICT ANALYSIS - CAPE WINELANDS  
 USER DEPARTMENT: EDUCATION  
 [List sorted alphabetically per Education District\*, then \*Total Enrolment\*]

No	SCHOOL NAME	SCHOOL TYPE	CIRCUIT	QUINTILE	LEARNER S 10 YEARS AGO	PRIMARY	SECONDA RY	TOTAL ENROL	TOTAL CLASSRO OMS	TOTAL CLASSROOM RATIO	UTILISATI ON	PLANKIE SKOOL	LEASE SCHOOLS	CONDITI ON ASSESS MENT	New School	Receiv ing schoo l	Repal ceme nt Schoo l	Additi onal Class rooms	Split Combi ned Schoo l	Decan t Gr 8&9	Close Schoo l	Purch ase lease d schoo l	Upgra de hostel	New Hostel	D: IP&M Notes	Infrastructure Projects	MAINTENANCE PROJECTS	
155	FRANSCHOEK HS.	Combined School	7	NQ4	252	204	219	429	19	22.58	63.63			3.84					x						combined	Maintenance 2023/24		
156	GROENDAL PRIM.	Primary School	7	NQ1	861	989	0	989	28	35.32	100.43			2.9												Maintenance 2028/29		
157	GROENDAL SEK.	Secondary School	7	NQ1	915	0	824	844	21	40.19	60.97			3.43				x							classroom	Additional classrooms	Maintenance 2021/22	
158	IDASVALLEI PRIM.	Primary School	7	NQ4	820	893	0	906	26	34.85	95.50			3.93				x							classroom	Additional classrooms in 2016/17	Maintenance 2024/25	
159	J.J. RHODE PRIM.	Primary School	7	NQ1	235	248	0	281	11	25.55	52.47			4													Maintenance 2027/28	
160	KLAPMUTS PRIM.	Primary School	7	NQ1	1 161	1 507	0	1 502	41	36.63	112.98			2.98	x										PS - busy	New high school in Klapmut	Maintenance 2016/17	
161	KYLEMORE SEK.	Secondary School	7	NQ2	874	1	828	835	20	41.75	107.74			3.22													Maintenance 2025/26	
162	LUCKHOFF SEK.	Secondary School	7	NQ4	922	0	1 004	995	29	34.31	71.51			4				x							s for	Additional classrooms in 2015/16	Maintenance 2018/19	
163	NONDZAME PRIM. (S.A.)	Primary School	7	NQ1	130	284	0	291	5	58.20	192.72	school		3.59						x					merge with nt school -		0	
164	P.C. PETERSEN PRIM.	Primary School	7	NQ3	585	467	0	540	29	18.62	61.79	ASBES		3.06			x								Replacement school 2018/19	Maintenance 2023/24		
165	PNIEL PRIM.	Primary School	7	NQ2	580	767	0	788	26	30.31	110.18			2.97		x									learners		Maintenance 2028/29	
166	ST. IDAS RK PRIM.	Primary School	7	NQ3	216	234	0	267	10	26.70	83.29		Dominican														0	
167	WEMMERSHOEK PRIM.	Primary School	7	NQ1	449	422	0	419	22	19.05	56.01	LIGTE		2.86			x								Consider replaced	Replacement scho	0	
168	WES-END PRIM.	Primary School	7	NQ1	344	487	0	528	21	25.14	74.04			3.05											secondary		Maintenance 2022/23	
169	BERGENDAL SSKV PRIM.	Intermediate School	7	NQ1	241	450	0	460	11	41.82	97.84		Mr R Seidel						x						being		0	
170	JOOSTENBERG SSKV PRIM.	Primary School	7	NQ1	327	530	0	663	14	47.36	193.52	Myburgh		3.98														
171	ROUWIE PRIM.	Primary School	7	NQ2	153	184	0	191	6	31.83	75.02			2.86													Maintenance 2027/28	
172	SIMONDIUM PRIM.	Intermediate School	7	NQ1	1 001	618	0	698	17	41.06	98.39			2.9													Maintenance 2028/29	
173	PAARL VAARDIGHEIDSKOOL	School of Skills	7			25	8	297		#DIV/0!	#DIV/0!																Maintenance 2019/20	
174	A.F. LOUW LS.	Primary School	8	NQ4	335	681	0	669	25	26.76	86.74			3.14											using part		Maintenance 2018/19	
175	BOEMHOF HS.	Secondary School	8	NQ5	571	0	702	707	30	23.57	41.69			4.22													Maintenance 2027/28	
176	CLOETESVILLE HS.	Secondary School	8	NQ4	1 305	1	1 107	1 147	33	34.76	72.66			4.13													Maintenance 2027/28	
177	CLOETESVILLE PRIM.	Primary School	8	NQ3	633	672	0	705	18	39.17	55.91			3.15													Maintenance 2025/26	
178	DEVONVALLEI PRIM.	Primary School	8	NQ1	225	204	0	206	11	18.73	54.11			3.64		x		x							learners	Additional classrooms (10 classrooms)	Maintenance 2021/22	
179	EIKESTAD LS.	Primary School	8	NQ5	664	827	0	825	34	24.26	91.85			2.98													Maintenance 2021/22	
180	KAYA PRIM.	Primary School	8	NQ1	1 606	1 266	0	1 643	40	41.08	123.13			2.87													Maintenance 2027/28	
181	KAYAMANDI PRIM.	Primary School	8	NQ1	0	1 356	0	1 423	23	61.87	249.65	school		4			x								mobile	Replacement school	0	
182	KAYAMANDI SEC.	Secondary School	8	NQ1	1 360	0	1 035	1 096	28	39.14	104.95			3.76				x							classroom	Additional classrooms in 2015/16	Maintenance 2021/22	
183	MAKUPULA SEC.	Secondary School	8	NQ1	0	0	796	814	30	27.13	77.95			3.38													Maintenance 2020/21	
184	PAUL ROOS GIMNASIUM	Secondary School	8	NQ5	1 080	0	1 230	1 241	47	26.40	82.63			3.02		x									English		Maintenance 2021/22	
185	PIETER LANGEVELDT PRIM.	Primary School	8	NQ4	891	668	0	690	32	21.56	59.49			2.97													Maintenance 2028/29	
186	RATHBY PRIM.	Primary School	8	NQ2	161	156	0	168	6	28.00	43.56		Church of	4.41													Maintenance 2027/28	
187	RHENISH GIRLS' HS.	Secondary School	8	NQ5	591	0	731	730	26	28.08	63.11			4.05													Maintenance 2027/28	
188	RHENISH PRIMARY	Primary School	8	NQ5	534	626	1	676	25	27.04	55.21			3.13													Maintenance 2021/22	
189	RIETENBOSCH PRIM.	Primary School	8	NQ4	512	865	0	999	26	36.42	80.43			2.79													Maintenance 2025/26	
190	ST. VINCENT RC PRIM.	Primary School	8	NQ1	414	807	0	806	27	29.85	158.63	Sisters van								x					leased	Purchase leased school	0	
191	STELLENBOSCH HS.	Secondary School	8	NQ5	568	0	453	599	19	31.53	67.93			4.16													Maintenance 2027/28	
192	STELLENBOSCH LS.	Primary School	8	NQ5	414	761	0	922	27	34.15	145.89			3.82				x							classroom	Additional classrooms in 2015/16	Maintenance 2023/24	
193	STELLENZICHT SEK.	Secondary School	8	NQ2	840	0	612	616	26	23.69	52.57			3.06						x					decant		Maintenance 2017/18	
194	VLOTTENBURG PRIM.	Primary School	8	NQ1	333	492	0	498	24	20.75	63.13	Bezuidenhou		3.06							x					decant		0
195	WEBER GEDEKNG NGK PRIM.	Primary School	8	NQ2	653	593	0	625	18	34.72	74.79	Rynse VGK		3.22							x				leased	Purchase leased school	0	
196	DOROTHEA SPESIALE SKOOL	Special School	8			0	0	243		#DIV/0!	#DIV/0!																Maintenance 2017/18	
197	ACHTERTUYN AME PRIM.	Primary School	9	NQ2	167	182	0	182	6	30.33	79.61	AME Church		3.67		x										learners		0
198	AGTERWITZENBERG VGK PRIM.	Primary School	9	NQ1	88	88	0	88	5	17.80	57.37	Hamlet		3.47							x					school and		0
199	BELLA VISTA HS.	Secondary School	9	NQ4	1 297	0	892	1 132	19	59.58	64.09			3.42													Maintenance 2024/25	
200	BELLA VISTA PRIM.	Primary School	9	NQ5	1 074	912	0	916	28	32.71	104.83			3.42													Maintenance 2021/22	
201	BOPLAAS NGK PRIM.	Primary School	9	NQ3	160	126	0	130	10	13.00	31.49	der Merwe							x	x					school and		0	
202	BOY MULLER PRIM.	Intermediate School	9	NQ2	110	33	96	129	3	43.00	121.37			3.76		x		x		x			x		learners	Additional classrooms and hostel expansion	Maintenance 2021/22	
203	BRITSUM NGK PRIM.	Primary School	9	NQ2	54	92	0	91	5	18.20	83.82	Kock/VGK							x	x					decant to	New Warmbokkeweld PS	0	
204	CERES PRIM.	Intermediate School	9	NQ4	428	519	39	620	23	26.96	123.69	GEBOUW		3.2			x			x					secondary	Replace plankie school	0	
205	CERES SEK.	Secondary School	9	NQ4	830	1	1 307	1 345	37	36.35	93.61			3.35		x									secondary		Maintenance 2019/20	
206	CHARLIE HOFMEYR HS.	Secondary School	9	NQ5	530	0	588	589	19	31.00	50.84			3.35		x									secondary		Maintenance 2020/21	
207	DE MEUL NGK PRIM.	Primary School	9	NQ2	56	45	0	42	2	21.00	37.81	Toit		3.12						x					decant to		0	
208	DIE EIKE VGK PRIM.	Intermediate School	9	NQ1	241	201	56	254	10	25.40	64.50	Witzenberg													primary		0	
209	DRIEFONTEIN NGK PRIM.	Primary School	9	NQ2	91	53	0	54	4	13.50	40.60	Mr G Gibson		3.81						x					decant to		0	
210	EZELFONTEIN NGK PRIM.	Primary School	9	NQ1	143	100	0	102	8	12.75	59.63	Malherbe									x				school and		0	
211	F.D. CONRADIE LS.	Primary School	9	NQ4	255	270	0	302	12	25.17	104.65					x									learners		Maintenance 2026/27	
212	FAIRFIELD NGK PRIM.	Primary School	9	NQ1	49	50	0	89	2	29.80	40.92	Malherbe		3.12						x					decant		0	
213	GERICKE LS.	Primary School	9	NQ5	417	542	0	625	24	26.04	67.38			3.12													Maintenance 2019/20	
214	INGCINGA ZETHU SEC	Secondary School	9	NQ1	624	2	746	777	23	33.78	82.97			3.65													Maintenance 2021/22	
215	KOELFONTEIN NGK PRIM.	Primary School	9	NQ2	105	79	0	79	6	13.17	29.86	J Conradie		4.03							x				decant to		0	
216	KOUJE BOKKEVELD LS.	Primary School	9	NQ5	121	153	0	178	8	22.25	128.99			4.03		x						x			learners	facility required.	Maintenance 2027/28	
217	KROMLIN PRIM.	Primary School	9	NQ2	112	124	0	124	6	20.67	39.25	Group -		3.33							x				school and		0	
218	LAASTEDRIFF NGK PRIM.	Intermediate School	9	NQ2	77	36	0	35	3	11.67	30.03	ASBES													PR Clitie		0	
219	MATJIESRIVIER NGK PRIM.	Primary School	9	NQ2	49	58	0	67	2	33.50	49.87	Geldenhuys		3.38							x				decant to		0	
220	MOOI-UTSIVIG PRIM.	Primary School	9	NQ5	784	868	0	887	26	34.12	83.71	GEDEELT		2.92	</													



TEMPLATE 5.1: DISTRICT ANALYSIS - CAPE WINELANDS  
 USER DEPARTMENT: EDUCATION  
 [List sorted alphabetically per Education District\*, then \*Total Enrolment\*]

No	SCHOOL NAME	SCHOOL TYPE	CIRCUIT	QUINTILE	LEARNER S 10 YEARS AGO	PRIMARY	SECONDA RY	TOTAL ENROL	TOTAL CLASSRO OMS	TOTAL CLASSROOM RATIO	UTILISATI ON	PLANKIE SKOOL	LEASE SCHOOLS	CONDITI ON ASSESS MENT	New School	Receiv ing schoo l	Repal ceme nt Schoo l	Additi onal Classr ooms	Split Combi ned Schoo l	Decan t Gr 8&9	Close Schoo l	Purch ase lease d schoo l	Upgra de hostel	New Hostel	D: IP&M Notes	Infrastructure Projects	MAINTENANCE PROJECTS	
232	WANGANELLA NGK PRIM.	Primary School	9	NQ2	100	165	0	163	6	27.17	86.05		Mr Rattray	3.26											decant to		0	
233	WELGEMOED NGK PRIM.	Primary School	9	NQ1	52	17	0	20	2	10.00	28.78		Kruger								x				decant to		0	
234	WELVAART NGK PRIM.	Primary School	9	NQ2	49	50	0	56	2	28.00	47.66		Karstens	3.77											decant to		0	
235	BUFFELSKLOOF SSKV PRIM.	Primary School	10	NQ1	47	29	0	29	1	29.00	46.99		Tolmay								x				decant to		0	
236	DAGBREEK LS	Primary School	10	NQ3	933	1 021	0	1 141	32	35.66	97.46	OPSLAAN		3.16			x								nt school	Replace school	0	
237	DE VILLIERS LAER.	Primary School	10	NQ2	870	965	0	1 067	26	41.04	113.15			3.25													Maintenance 2020/21	
238	EILANDIA NGK PRIM.	Primary School	10	NQ1	39	69	0	74	2	37.00	77.20		Pieter Hartze	2.89								x			decant		0	
239	LANGEBERG SEK.	Secondary School	10	NQ3	1 501	0	1 601	1 715	39	43.97	102.82	BETON		3.73	x		x								nt school	New Robertson HS - site pending.	Maintenance 2017/18	
240	LE CHASSEUR VGK PRIM.	Intermediate School	10	NQ1	170	208	11	213	4	53.25	100.28		Robertson			x						x			learners	classroom.	0	
241	MASAKHEKE COMBINED	Combined School	10	NQ2	727	111	421	572	16	35.75	80.45			3.09	x			x							be	this old campus with Nkqubela PS.	Maintenance 2017/18	
242	MCGREGOR PRIM.	Intermediate School	10	NQ2	417	443	56	493	16	30.81	120.71			3.42				x		x					learners	Additional classrooms (2016/17)	Maintenance 2020/21	
243	NKQUBELA PRIM.	Primary School	10	NQ1	0	1 032	0	1 042	19	54.84	142.18			3.19													Maintenance 2018/19	
244	RETREAT NGK PRIM.	Primary School	10	NQ1	22	6	0	0	2	.00	.00		Robertson												decant		0	
245	ROBERTSON HS.	Secondary School	10	NQ5	457	0	424	504	14	36.00	95.17			3.79		x									secondary		Maintenance 2022/23	
246	ROBERTSON LS	Primary School	10	NQ5	301	369	0	373	18	20.72	52.83			3.54													Maintenance 2021/22	
247	ROBERTSON VOORB.	Primary School	10	NQ5	236	325	0	335	12	27.92	64.96			3.2													Maintenance 2019/20	
248	UTNODD NGK PRIM.	Primary School	10	NQ1	130	118	0	114	6	19.00	110.33		Bruwer									x			decant		0	
249	VERGESIG PRIM.	Intermediate School	10	NQ3	645	862	88	959	29	33.07	101.16			3.62							x				8&9		Maintenance 2023/24	
250	WELTEVREDE NGK PRIM. (ROBERTS)	Primary School	10	NQ1	30	21	0	20	4	5.00	31.35		Mnr P Kriel									x			decant		0	
251	WILLEM BUCHHOLZ NGK PRIM.	Primary School	10	NQ1	83	103	0	100	4	25.00	100.66		Prins									x			decant		0	
252	A.F. KRIEL VGK PRIM.	Primary School	10	NQ1	42	50	0	58	3	19.33	43.94		Montagu	3.66								x			decant		0	
253	ASHBURY PRIM.	Intermediate School	10	NQ2	1 126	886	146	1 042	29	35.93	82.56			3.17		x									learners		Maintenance 2025/26	
254	ASHTON L.S.	Primary School	10	NQ5	144	201	0	213	9	23.67	84.00			3.28		x									learners		Maintenance 2020/21	
255	ASHTON PUBLIC COMBINED	Combined School	10	NQ2	1 104	835	493	1 394	31	44.97	72.09			3.77				x	x						combined		Maintenance 2022/23	
256	ASHTON SEK. SKOOL	Secondary School	10	NQ3	1 100	0	1 063	1 122	21	53.43	119.17			3.77					x						classroom	Additional classrooms in 2016/17	Maintenance 2022/23	
257	BADEN NGK PRIM.	Primary School	10	NQ1	37	55	0	56	4	14.00	82.35		Montagu									x			decant to		0	
258	BOESMAN NGK PRIM.	Primary School	10	NQ1	81	142	0	145	6	24.17	112.78		Mr L. Joubert													R2839		0
259	BONNIEVALE HS.	Combined School	10	NQ4	502	253	349	601	18	33.39	116.02			3.07				x	x						receive	Additional classrooms in 2017/18	Maintenance 2023/24	
260	BONNIEVALE PRIM.	Intermediate School	10	NQ2	1 250	897	173	1 179	31	38.03	85.61			3.07			x								nt school	Replace Bonnievale PS (complete 2017/18)	Maintenance 2023/24	
261	BRUNTJIESRIVIER EK PRIM.	Primary School	10	NQ1	141	118	0	123	5	24.60	58.85		George Montagu			x									learners		0	
262	CONCORDIA NGK PRIM.	Primary School	10	NQ1	135	128	0	132	7	18.86	49.34		Montagu	3.06			x								learners	No infrastrcture required	0	
263	FRANSIE DU TOIT NGK PRIM.	Primary School	10	NQ1	39	44	0	50	3	16.67	43.40		Montagu									x			decant		0	
264	G.B. BATT NGK PRIM.	Primary School	10	NQ1	61	61	0	67	2	33.50	53.05		Montagu									x			decant		0	
265	GELUKSHOOP NGK PRIM.	Primary School	10	NQ1	101	112	0	112	5	22.40	46.07		AP Rossouw			x							x		learners	once purchased.	0	
266	GOUDMYN PRIM.	Primary School	10	NQ1	36	2	0	0	4	.00	.00	GEBOUE	VGK	3.33								x			decant to		0	
267	H. VENTER PRIM.	Primary School	10	NQ3	1 061	1 026	0	1 094	36	30.39	109.31			2.98													Maintenance 2023/24	
268	KEEROM SSKV PRIM.	Primary School	10	NQ1	17	20	0	20	2	10.00	49.86		Engelbrecht									x			decant		0	
269	KEISIE VGK PRIM.	Primary School	10	NQ1	124	137	0	147	9	16.33	55.18		Montagu	3.18		x									learners		0	
270	KLAASVOOGDS PRIM.	Primary School	10	NQ1	136	213	0	207	9	23.00	132.69			3.71													Maintenance 2025/26	
271	MARAISDAL NGK PRIM.	Primary School	10	NQ1	53	86	0	84	3	28.00	168.53		Merwe									x			decant to		0	
272	MIDDELRIVIER PRIM.	Primary School	10	NQ1	56	43	0	48	3	16.00	51.83			3.69											decant to		0	
273	MONTAGU HS.	Secondary School	10	NQ4	465	0	536	529	15	35.27	68.45			3.37		x									secondary	Additional classrooms	Maintenance 2020/21	
274	MONTAGU L.S.	Primary School	10	NQ5	271	360	0	361	15	24.07	50.40			3.19													Maintenance 2020/21	
275	PIETERSPONTEN NGK PRIM.	Primary School	10	NQ1	35	39	0	39	2	19.50	40.00		Montagu									x			decant		0	
276	PROSPECT NGK PRIM.	Primary School	10	NQ1	191	182	0	200	11	18.18	87.91																Maintenance 2026/27	
277	RIETVLEI NR 1 EK PRIM. (MONTAGU)	Primary School	10	NQ1	51	47	0	58	3	19.33	55.24		Church												decant		0	
278	RIETVLEI NR 2 NGK PRIM.	Primary School	10	NQ1	27	32	0	35	4	8.75	51.47		Montagu									x			decant		0	
279	STOCKWELL NGK PRIM.	Primary School	10	NQ1	51	169	0	166	3	55.33	261.71		VGK Ashton	2.74								x			school		0	
280	TALANA NGK PRIM.	Primary School	10	NQ1	35	67	0	69	2	34.50	63.29		Montagu	3.65								x			decant		0	
281	W.A. ROSSOUW PRIM.	Intermediate School	10	NQ2	509	529	115	682	19	35.89	114.69			3.01											secondary		Maintenance 2016/17	
282	WABOOMSHEUWEL NGK PRIM.	Primary School	10	NQ1	84	88	0	90	4	22.50	109.99		Rossouw									x			decant		0	
283	WAKKERSTROOM-OOS NGK PRIM.	Primary School	10	NQ1	37	89	0	91	3	30.33	53.92		L Klue	3.85											decant to		0	
284	WAKKERSTROOM-WES PRIM.	Intermediate School	10	NQ1	101	482	139	657	14	46.93	124.13	PLANKIE		3.87			x								nt school.	Replace school	0	
285	WARDIA VGK PRIM.	Primary School	10	NQ1	72	52	0	60	3	20.00	54.05		Montagu												decant		0	
286	WELVILLE EK PRIM.	Primary School	10	NQ1	56	51	0	64	5	12.80	48.87		Anglican												decant		0	
287	MONTAGU PRE-PRIM.	Preprimary School	10	NQ5		16	0	75		#DIV/0!	#DIV/0!																#N/A	

TEMPLATE 5.2: DISTRICT ANALYSIS - EDEN AND CENTRAL KAROO

USER DEPARTMENT: EDUCATION

[List sorted alphabetically per Education District], then "Total Enrolment"]

No	SCHOOL NAME	SCHOOL TYPE	CIRCUIT	QUINTILE	LEARNERS 10 YEARS AGO	PRIMARY	SECONDARY	TOTAL ENROL	TOTAL CLASSROOMS	TOTAL CLASSROOM RATIO	UTILISATION	PLANKIE SKOOL	LEASE SCHOOLS	ROUTES	CONDITIONAL ASSESSMENT	New School	Receiving school	Repayment School	Additional Classrooms	Split Combined School	Decanting School	Close School	Purchase leased school	Upgrade of school	New Hostel	D. P&M Notes	Infrastructure Projects	MAINTENANCE PROJECTS	
1	ALBERTINIA HS.	Combined School	1	NQ4	424	259	280	544	15	36.27	49.58				3.13		x			x						Receive secondary learners from Uker PS and Melkhoutfontein. Split combined school.		Maintenance 2016/17	
2	BERTIE BARNARD LS.	Primary School	1	NQ5	202	218	0	224	10	22.40	71.38	VOORAFVERVAARDIG DE PANELE		WCE 161(19)				x								Keep school and replace	Replacement school	0	
3	BRAKFONTEIN EK PRIM.	Primary School	1	NQ1	39	41	0	41	4	10.25	35.00			WCE 526*(60*) WCE 656(16)	3.09							x				Close school and decant learners to Slangrivier		0	
4	DE WAALVILLE PRIM.	Primary School	1	NQ4	981	994	0	1 068	34	31.41	74.95	VOORAFVERVAARDIG		WCE 039*(68*) WCE 446*(55*) WCE 631(12)	2.95		x	x								Replacement school and receive learners from Krombekrivier	Replacement school	0	
5	GERRIT DU PLESSIS SEK.	Secondary School	1	NQ3	881	1	992	980	29	33.79	68.47			045*(71*) WCE 051*(25*) WCE 163*(44*) WCE	3.63									x	Hostel relinquished to FET. Build new hostel to relieve LTS.	New hostel	Maintenance 2025/26		
6	GOEDGEGUN VGK PRIM.	Primary School	1	NQ1	44	47	0	54	2	27.00	70.00		Willem Zietsman										x			Close school and decant to Volkschen L.S.		0	
7	HEIDELBERG HS.	Combined School	1	NQ5	236	203	107	320	10	32.00	53.40			WCE 039*(68*) WCE 446*(55*) WCE 489(94) WCE	3.35		x									Receive secondary learners from Slangrivier.	Additional classrooms to alleviate overcrowding	Maintenance 2019/20	
8	KAIROS SEK.	Secondary School	1	NQ4	512	0	482	531	11	48.27	113.15	STEEN EN OPSLAAN GEBOU	Diocese of George							x								Maintenance 2020/21	
9	KRUISRIVIER EK PRIM.	Primary School	1	NQ1	58	44	0	44	5	8.80	32.56			WCE 045*(71*)	3.05											Close school and decant to Voorwaarts PS.		0	
10	LANGENHOVEN HS.	Secondary School	1	NQ5	417	0	440	453	12	37.75	70.81																	Maintenance 2017/18	
11	MELKHOUTFONTEIN PRIM.	Intermediate School	1	NQ3	475	441	51	542	16	33.88	101.03		Diocese of George	WCE 043*(57*) WCE 152(24)	3.31							x		x		Consider purchasing leased school. Decant secondary learners to Albertinia HS (hostel)	Purchase leased school	Maintenance 2025/26	
12	MOLENRIVIER PRIM.	Primary School	1	NQ1	57	67	0	68	3	22.67	96.27			WCE 630(13)									x			Close school and decant to Volkschen L.S.		0	
13	OKDALE LANDBOUSKOOL	Secondary School	1	NQ5	401	0	443	444	15	29.60	78.20																	Maintenance 2022/23	
14	OKER PRIM.	Intermediate School	1	NQ3	660	802	60	871	22	39.59	92.41			WCE 153(19) WCE 154(29)	3.25		x					x				Decant secondary learners to Albertinia HS. Receive learners from Buffelsfontein, Hornstras		Maintenance 2018/19	
15	PANORAMA PRIM. (RIVERSDAL)	Primary School	1	NQ3	1115	1 178	0	1 220	30	40.67	55.45			045*(71*) WCE 051*(25*) WCE 163*(44*) WCE	3.17			x								Replacement school to be completed 2017/18	Replacement school in 2017/18	Maintenance 2028/29	
16	SLANGRIVIER PRIM.	Intermediate School	1	NQ2	621	505	105	682	21	32.48	102.35			WCE 383(24)	3.21		x					x			x	Receive learners from Vordoring and Brakfontein. Consider small hostel. Decant	Small new hostel	Maintenance 2018/19	
17	VOLSCHEK L.S.	Primary School	1	NQ5	351	397	0	439	16	27.44	30.39			WCE 045*(71*) WCE 526*(60*)	3.79		x			x					x	Accepting all learners would result in ratio of 34 per class. Some additional		Maintenance 2021/22	
18	VONDELING NAK PRIM.	Primary School	1	NQ1	103	115	0	113	5	22.60	83.93			WCE 265(40) WCE 277(46)									x			Close school and decant learners to Slangrivier.		0	
19	VOORWAARTS PRIM.	Primary School	1	NQ3	406	673	0	718	17	42.24	139.21			WCE 043*(57*) WCE 045*(71*) WCE 051*(25*)	3.25		x		x					x		Receive learners from Kiptonien, Swarthweel, Lanquedon and Kruisrivier	Accepting all learners would result in ratio of 36 per class. Some additional	Maintenance 2021/22	
20	AMALIENSTEIN LB PRIM.	Primary School	1	NQ1	276	348	0	352	9	39.11	163.45		Lutherse Kerk Amalienstein										x					Maintenance 2026/27	
21	DANKOORD VGK PRIM.	Primary School	1	NQ1	88	167	0	170	4	42.50	106.61		VGK: Zoar	WCE 347(84) WCE 623(14)									x			Close school and decant learners to W.J. le Roux	Purchase leased school	0	
22	HOEKO VGK PRIM.	Primary School	1	NQ1	93	111	0	111	4	27.75	68.48		VGK Zoar	WCE 586(34)									x			Close school and decant learners to Zoar PS		0	
23	LADISMITH HS.	Combined School	1	NQ5	223	274	210	495	18	27.50	76.62				3.37		x					x				Make PS only; decant secondary learners to Ladismith Sek; receive primary learners from	Additional classrooms and upgrade hostel.	Maintenance 2026/27	
24	LADISMITH SEK.	Secondary School	1	NQ4	473	0	516	504	17	29.65	44.80			WCE 085(216) WCE 639(23)	3.63		x		x					x		Decant secondary learners from Ladismith HS and Zoar P Botha. Additional	Replacement school. Decant secondary learners to Ladismith SS.	Maintenance 2018/19	
25	TOWERKOP PRIM	Intermediate School	1	NQ4	1037	899	154	1 079	26	41.50	119.48	VOORAFVERVAARDIG			3.3				x			x						0	
26	VAN WYKSDORP PRIM.	Primary School	1	NQ1	142	132	0	152	6	25.33	49.03			WCE 420(25)	3.2											Isolated - do not close school		Maintenance 2018/19	
27	W.J. LE ROUX LB PRIM.	Primary School	1	NQ1	65	96	0	97	7	13.86	43.11		Lutheran Church	WCE 611(16)			x									Receive learners from Dankoord		0	
28	ZOAR EK PRIM.	Primary School	1	NQ1	281	381	0	382	10	38.20	105.22		Diocese of George				x									Receive learners from Hoeko. Merge with Zoar	Purchase leased school	Maintenance 2021/22	
29	ZOAR R.P. BOTHA VGK PRIM.	Intermediate School	1	NQ1	277	67	145	210	11	19.09	75.00		VGK: Zoar										x			Decant secondary learners to Ladismith SS. Merge with Zoar PS	Purchase leased school	Maintenance 2024/25	
30	DIE BULT JEUGSENTRUM	Youth Centre	1					#N/A		#N/A	#N/A																		
31	HERBERTSDALE LS.	Primary School	2	NQ3	141	186	0	184	8	23.00	54.51															Do not close		Maintenance 2022/23	
32	DENNEPRAG PRIM.	Primary School	2	NQ1	46	61	0	61	4	15.25	37.46	HOUTSTRUKTUUR			2.56								x			Close school and decant learners to St. Luke's		0	
33	DIAZ PRIM.	Primary School	2	NQ4	852	965	0	995	28	35.54	108.02				3.07				x								Replacement school complete in 2017/18	Maintenance 2028/29	
34	ERIKIA PRIM.	Primary School	2	NQ4	630	1 078	0	1 183	30	39.43	118.58				3.11													Maintenance 2024/25	
35	FRIEMERSHEIM PRIM.	Primary School	2	NQ1	143	240	0	242	8	30.25	123.42	STEEN EN PLANK			2.82											Do not close school yet		Maintenance 2026/27	
36	GARDEN ROUTE PRIM.	Primary School	2	NQ1	874	1 390	0	1 458	31	47.03	105.33			WCE 562*(47*)	3.71	x				x						Additional classrooms requested to relieve the pressure.	Additional classrooms in 2016/17. New primary school for Mosselbaai area -	Maintenance 2021/22	
37	GROOT BRAKRIVIER PRIM.	Primary School	2	NQ3	953	1 036	0	1 058	28	37.79	93.89	VOORAFVERVAARDIG		WCE 048*(130*) WCE 149*(112*) WCE 483*(76*)	2.95				x							Replacement school	Replacement school. New hostel.	0	
38	GROOT-BRAKRIVIER SEK.	Combined School	2	NQ3	803	82	697	812	29	28.00	49.59			WCE 048*(130*) WCE 149*(112*) WCE 483*(76*)	3.75								x			New hostel	Built new hostel.	Maintenance 2023/24	
39	HARTENBOS LS.	Primary School	2	NQ5	731	905	0	976	21	46.48	128.10				3.62													Maintenance 2025/26	
40	HILLCREST SEK.	Secondary School	2	NQ4	1054	2	1 096	1 138	23	49.48	116.68			WCE 332*(170*) WCE 562*(47*)	2.99													Maintenance 2024/25	
41	IMEKHAYA PRIM.	Primary School	2	NQ1	698	990	0	1 015	26	39.04	102.78				3.02													Maintenance 2017/18	
42	INDWE SEC	Secondary School	2	NQ1	1086	0	1 283	1 275	33	38.64	107.32				3.33	x										new HS	Built new SS in Mosselbay - longer term	Maintenance 2019/20	
43	ISALATHISO PRIM.	Primary School	2	NQ2	856	1 194	0	1 225	30	40.83	133.13				3.31											Request for more classrooms to take in more English learners.	Additional classrooms 2016/17	Maintenance 2025/26	
44	MILKWOOD PRIM.	Primary School	2	NQ5	564	637	0	646	26	24.85	69.30				3.34					x						Close school and decant learners to surrounding schools.		0	
45	MOSSELBAAI EK PRIM.	Primary School	2	NQ4	116	120	0	152	11	13.82	46.42		Diocese of George										x					Maintenance 2019/20	
46	PARK LS. MOSSELBAAI	Primary School	2	NQ5	633	583	0	712	26	27.38	61.02				3.53													Maintenance 2023/24	
47	PUNT HS.	Secondary School	2	NQ5	1081	2	1 085	1 098	39	28.15	37.00				3.27													Maintenance 2018/19	
48	RIDGEVIEW PRIM.	Primary School	2	NQ4	666	907	0	1 014	28	36.21	114.20				2.21		x									Receive learners from Mosselbaai EK PS		Maintenance 2017/18	
49	RUITERBOS LS.	Primary School	2	NQ2	82	87	0	85	8	10.63	56.40			WCE 050(35) WCE 632(43) WCE 651(18)	3.53								x			Close school and decant learners to St. Luke's		0	
50	SAO BRAS SEK.	Secondary School	2	NQ4	1022	0	914	1 168	37	31.57	78.49			WCE 332*(170*) WCE 562*(47*)	3.09										x	Upgrade hostel to stop LTS.	Upgrade hostel	Maintenance 2022/23	
51	ST. BLAIZE RK PRIM	Primary School	2	NQ4	456	656	0	641	14	45.79	104.96		Catholic Church:											x			Purchase leased school and expand.	Purchase and add additional classrooms	Maintenance 2024/25

TEMPLATE 5.2: DISTICT ANALYSIS - EDEN AND CENTRAL KAROO

USER DEPARTMENT: EDUCATION

[List sorted alphabetically per Education District\*, then \*Total Enrolment\*]

	SCHOOL NAME	SCHOOL TYPE	CIRCUIT	QUINTILE	LEARNERS 10 YEARS AGO	PRIMARY	SECONDARY	TOTAL ENROL	TOTAL CLASSROOMS	TOTAL CLASSROOM RATIO	UTILISATION	PLANKIE SKOOL	LEASE SCHOOLS	ROUTES	CONDITION ASSESSMENT	New School	Receiving school	Repayment School	Additional Classrooms	Split Combined School	Decanting School	Close School	Purchase leased school	Upgrade of hostel	New Hostel	D: P&M Notes	Infrastructure Projects	MAINTENANCE PROJECTS	
52	ST. LUKE'S (EC) SCHOOL	Primary School	2	NQ1	329	236	0	242	10	24.20	94.38		Diocese of George	WCE 332*(170")			x									Receive learners from Dierneprag and Rullerbos		0	
53	T.M. NDANDA PRIM	Primary School	2	NQ2	356	403	0	411	13	31.62	81.26				3													Maintenance 2016/17	
54	VORENTOE LS.	Primary School	2	NQ5	217	251	0	252	9	28.00	144.83																	Maintenance 2025/26	
55	DIEPKLOOF VGK PRIM.	Primary School	3	NQ1	175	162	0	178	4	44.50	113.79		VGK: Blanco									x				Close and decant learners to Van der Hoven LS	New PS in Thembalethu - in year 0 - looking for a site.	0	
56	M.M. MATEZA PRIM.	Primary School	3	NQ1	1402	1 480	0	1 703	52	32.75	130.50			WCE 326*(224")	3.59	x										Built new PS in area	Replacement school	Maintenance 2021/22	
57	CONVILLE PRIM.	Intermediate School	3	NQ3	1415	1 345	0	1 407	41	34.32	98.60		VOORAFVERVAARDIG		3.7				x							Replacement school	Replacement school	0	
58	GEORGE VOORB.	Primary School	3	NQ5	586	628	0	677	25	27.08	78.27				3.42													Maintenance 2021/22	
59	HIBERNIA VGK PRIM.	Primary School	3	NQ3	521	577	0	575	18	31.94	93.24		VGK	WCE 490*(65") WCE 491*(79")	3.41		x						x			Purchase leased school. Receive primary learners from Rosemoor.	Busy purchasing leased school. Additional classrooms.	Maintenance 2019/20	
60	OUTENIQUA PRIM.	Primary School	3	NQ5	858	879	0	877	32	27.41	82.25				3.51													Maintenance 2022/23	
61	P.W. BOTHA KOLLEGE	Secondary School	3	NQ5	654	3	986	982	26	37.77	40.66				3.03													Maintenance 2022/23	
62	PARKDENE PRIM. (GEORGE)	Primary School	3	NQ3	1523	1 645	0	1 706	38	44.89	131.96				3.98													Maintenance 2026/27	
63	PARKDENE SEK.	Secondary School	3	NQ3	1267	0	1 150	1 434	34	42.18	81.91			WCE 326*(224")	3.92													Maintenance 2025/26	
64	THEMBALETHU SEC.	Secondary School	3	NQ2	1465	0	1 457	1 531	29	52.79	101.63			WCE 326*(224")	3.92													Maintenance 2025/26	
65	THEMBALETHU PRIM	Primary School	3	NQ2	1169	1 523	0	1 668	42	39.71	176.11				3.92													Maintenance 2025/26	
66	TYHOLORA PRIM.	Primary School	3	NQ1	1293	1 584	1	1 635	35	46.71	103.48				3.26													Maintenance 2026/27	
67	YORK HS.	Secondary School	3	NQ5	848	0	935	937	43	21.79	65.72		VOORAFVERVAARDIG		3.48												Replace plankie classrooms	Replace plankie classrooms	Maintenance 2021/22
68	HOEKWIL LS.	Primary School	3	NQ5	141	164	0	171	7	24.43	46.67				3.09											Keep open		Maintenance 2026/27	
69	KARATARA LS.	Primary School	3	NQ1	132	157	0	161	8	20.13	67.08			WCE 634(74)	3.69		x									Receive learners from Redlands PS		Maintenance 2018/19	
70	LANCWOOD PRIM.	Primary School	3	NQ1	61	41	0	42	6	7.00	23.90		VGK (No Contract)	WCE 614(12)	3.71							x				Close school - decant learners to Trouwstraten PS		0	
71	REDLANDS PRIM.	Primary School	3	NQ1	86	53	0	53	8	6.63	35.33			WCE 059 (53) WCE546 (29)	3.31							x				Close school and decant learners to Karatara.		0	
72	RUGTEVLEI PRIM.	Primary School	3	NQ1	113	56	0	59	4	14.75	51.30		Diocese of George		3.66								x			Close school and decant learners to Sedgefield LS		0	
73	SEDGEFIELD LS.	Primary School	3	NQ5	231	237	0	277	9	30.78	99.32		SEMENT EN HOUT		3.97		x	x								Receive learners from Rondevlei and Rugtevl.	Replacement school	0	
74	SEDGEFIELD PRIM.	Intermediate School	3	NQ2	394	583	0	650	13	50.00	135.42				3.56	x									x	Built new HS and hostel	New HS and hostel	Maintenance 2021/22	
75	TOUVRANTEN VGK PRIM.	Primary School	3	NQ1	235	354	0	423	20	21.15	131.60				3.17		x	x								Receive learners from Lancelwood PS	Replacement school complete in 2014/15	Maintenance 2028/29	
76	KLIPDRIFT EK PRIM.	Primary School	3	NQ1	82	62	0	67	3	22.33	77.20		Anglican Church Waboomakraal Community	WCE 425(35)								x				Close school and decant learners to upgraded Harold LS and new hostel		0	
77	WABOOMSKRAAL VGK PRIM.	Primary School	3	NQ1	88	75	0	73	5	14.60	81.11												x			Close school and decant learners to upgraded Harold LS and new hostel		0	
78	OLYMPIA SKOOL	School of Skills	3	.		0	0	473		#DIV/0!	#DIV/0!																	Maintenance 2024/25	
79	VAN KERVEL SPESIALE SKOOL.	School of Skills	3	.		0	0	509		#DIV/0!	#DIV/0!																	Maintenance 2025/26	
80	BRACKEN HILL EK PRIM.	Primary School	4	NQ1	68	63	0	65	4	16.25	91.00		Diocese of George									x				Close school and decant learners to Hornlee.		0	
81	CHRIS NISSEN PRIM	Primary School	4	NQ2	811	1 021	0	1 119	21	53.29	186.50				3.32	x										New PS required.	New PS required in Chris Nissen area	Maintenance 2025/26	
82	CONCORDIA HIGH SCHOOL	Secondary School	4	NQ2	0	0	932	972	34	28.59	#DIV/0!						x									Mobile schools currently being replaced.		Maintenance 2028/29	
83	CONCORDIA PRIMARY SCHOOL	Primary School	4	NQ2	0	835	0	983	25	39.32	#DIV/0!						x									Mobile schools currently being replaced.		Maintenance 2028/29	
84	FORMOSA PRIM.	Primary School	4	NQ3	1191	1 191	0	1 211	43	28.16	114.53			WCE 338*(28") WCE 382*(369") WCE 043*(67") WCE 046*(40") WCE 331*(30")	3.13													Maintenance 2028/29	
85	FRAAISIG PRIM.	Primary School	4	NQ4	927	995	0	1 060	27	39.26	111.41		VOORAFVERVAARDIG		3.97				x								Replacement school	0	
86	HARKERVILLE EK PRIM.	Primary School	4	NQ1	79	114	0	128	4	32.00	75.29		Diocese of George	WCE 645 (42) WCE 040*(40") WCE 331*(30") WCE 398*(73")	3.27							x				Close school and decant learners to Kranshoek or Kwanokhutha.		0	
87	HORNLEE PRIM.	Primary School	4	NQ4	1178	774	0	794	28	28.36	68.87			WCE 046*(40") WCE 331*(30") WCE 398*(73")	3.51		x									Receive learners from Bracken Hill PS		Maintenance 2020/21	
88	KNYSNA HS.	Secondary School	4	NQ5	566	0	563	557	19	29.32	99.46			WCE 046*(40") WCE 331*(30")	3.84									x		Upgrade Hostel	Hostel upgraded.	Maintenance 2023/24	
89	KNYSNA PRIM.	Primary School	4	NQ5	841	929	0	929	29	32.03	105.93			WCE 331*(30")	4.25													Maintenance 2027/28	
90	KNYSNA SEK.	Secondary School	4	NQ4	1468	0	1 359	1 485	56	26.52	103.37			WCE 040*(40") WCE 331*(30") WCE 335(170)	3.35				x					x		Upgrade hostel	ASU replacement complete in 2014/15.	Maintenance 2028/29	
91	KRANSHOEK PRIM.	Primary School	4	NQ1	670	705	0	714	20	35.70	111.94		Gnecwa Nasionale	WCE 382*(388") WCE 454*(440")	3.78				x								School being replaced on new site	Maintenance 2028/29	
92	MURRAY HIGH SCHOOL	Secondary School	4	NQ2	894	0	897	934	23	40.61	81.29				3.13					x						Additional Classrooms	Additional classrooms	Maintenance 2017/18	
93	PERCY MDALA HS.	Secondary School	4	NQ1	1489	0	747	836	36	23.22	48.89			WCE 158(750)	3.72													Maintenance 2022/23	
94	PHAKAMISANI PRIM	Primary School	4	NQ2	1308	1 138	0	1 235	47	26.28	84.26			WCE 454*(440")	3.92	x										New Kwanokhutha PS will bring relief	New Kwanokhutha PS being constructed. Complete in 2015/16	Maintenance 2025/26	
95	PLETTENBERG BAY PRIM.	Primary School	4	NQ5	559	640	0	640	20	32.00	104.43				4.4													Maintenance 2027/28	
96	PLETTENBERGBAY SEK.	Secondary School	4	NQ3	764	0	1 208	1 203	29	41.48	86.90			WCE 338*(28") WCE 382*(369") WCE 046*(40") WCE 331*(30") WCE 398*(73")	3.58					x				x		Replacement school. Decant secondary learners to new Sedgefield HS.	Additional classrooms 2015/16. Establish a new hostel	Maintenance 2025/26	
97	RHEENENDAL PRIM.	Intermediate School	4	NQ1	745	563	115	684	20	34.20	106.64			WCE 609(22) WCE 040*(40") WCE 331*(30") WCE 398*(73")	3.35				x			x				Replacement school complete in 2016/17		Maintenance 2028/29	
98	SUNRIDGE PRIM.	Primary School	4	NQ4	1201	701	0	792	28	28.29	72.66				3.77													Maintenance 2023/24	
99	THE CRAGS PRIM.	Primary School	4	NQ2	650	547	0	541	22	24.59	79.73			WCE 345(20) WCE 378(26)	3.88													Maintenance 2023/24	
100	THEMBELITSHA PRIM.	Primary School	4	NQ2	941	1 262	0	1 446	28	51.64	170.12			WCE 157(620)	3.72													Maintenance 2021/22	
101	WITTEDRIF PRIM.	Primary School	4	NQ1	227	242	0	248	7	35.43	72.48			WCE 061(13)	3.75								x			Close school and decant learners to Wittekrans HS		0	
102	WITTEDRIF HS.	Combined School	4	NQ5	446	87	345	440	14	31.43	56.88				3.49		x		x	x						Receive learners from Wittekrans PS. Built additional classrooms to accommodate PS	Additional classrooms	Maintenance 2025/26	
103	KWANOKUTHULA PRIMARY SCHOOL	Primary School	4	NQ2		1 115	0	1 232		#DIV/0!	#DIV/0!																	#N/A	

TEMPLATE 5.2: DISTICT ANALYSIS - EDEN AND CENTRAL KAROO

USER DEPARTMENT: EDUCATION

[List sorted alphabetically per Education District\*, then "Total Enrolment"]

	SCHOOL NAME	SCHOOL TYPE	CIRCUIT	QUINTILE	LEARNERS 10 YEARS AGO	PRIMARY	SECONDARY	TOTAL ENROL	TOTAL CLASSROOMS	TOTAL CLASSROOM RATIO	UTILISATION	PLANKIE SKOOL	LEASE SCHOOLS	ROUTES	CONDITION ASSESSMENT	New School	Receiving school	Repaired School	Additional Classrooms	Split Combined School	Decant Gr 8&9	Close School	Purchase leased school	Upgrade of hostel	New Hostel	D: IP&M Notes	Infrastructure Projects	MAINTENANCE PROJECTS	
104	AURIAL COLLEGE	Secondary School	5	NQ3	597	0	563	562	21	26.76	67.86				2.35		x									Receive secondary learners from Colridge PS		Maintenance 2025/26	
105	BRIDGTON SEK.	Secondary School	5	NQ3	1355	0	1 120	1 393	39	35.72	72.23	VOORAFVERVAARDIG DE LIGTE MONTASIE			3.5			x								Replace plankie school	Replacement school	0	
106	CALITZDORP HS.	Combined School	5	NQ4	510	241	239	586	13	45.08	95.76						x				x					Receive primary learners from Excelsior and decant secondary learners to Excelsior.	Additional classrooms	Maintenance 2021/22	
107	COLRIDGE PRIM.	Intermediate School	5	NQ3	978	985	98	1 104	34	32.47	96.02				3.27						x					Decant secondary learners to Aerial College		Maintenance 2018/19	
108	DE JAGER VGK PRIM.	Primary School	5	NQ1	150	149	0	153	6	25.50	48.57	CEMENTAND PREFAB	Mr Botha Schoeman	WCE 400(89)								x					Close and decant learners to Oudshoorn Noord LS		0
109	DE VILLIERS PRIM.	Primary School	5	NQ2	704	1 099	1	1 170	26	45.00	131.88	VOORAFVERVAARDIG			2.72			x								Replacement school	Replacement school	0	
110	EXCELSIOR VGK PRIM.	Intermediate School	5	NQ3	551	414	56	487	17	28.65	52.01		VGK				x						x			Purchase and make fit only: receive secondary learners from Calitzdorp	Purchase leased school	Maintenance 2026/27	
111	FEZEKILE SEC	Secondary School	5	NQ1	434	0	499	516	12	43.00	80.63				3.92														Maintenance 2025/26
112	GAMKA-OOS PRIM.	Intermediate School	5	NQ1	284	272	61	373	10	37.30	84.77	ASBESBORD	Mnr R Barry					x			x		x		x	Replacement school on the site purchased by WCED. Decant secondary learners to	Leased school acquired. Replacement school and new hostel.	0	
113	GROOTKRAAL UCC PRIM.	Primary School	5	NQ1	158	209	0	213	5	42.60	87.19		Await court's decision										x				Close school and decant learners to Voortbedag		0
114	KRUISRIVIER-WES UCC PRIM.	Primary School	5	NQ1	77	45	0	47	3	15.67	34.27		Oudshoorn UCC									x					Close school and decant to Excelsior.		0
115	LATEGANSVLEI SSKV PRIM.	Primary School	5	NQ1	53	37	0	47	2	23.50	42.18		(amper) Staatselendom	WCE 419(42)									x				Close school and decant learners to Volmoed		0
116	OUTSHOORN HS.	Secondary School	5	NQ5	668	1	591	605	20	30.25	83.16				3.06														Maintenance 2028/29
117	LAURUS PRIMERE SKOOL	Primary School	5	NQ5	201	383	0	415	13	31.92	88.03				3.11		x										Receive learners from Rodewal and De Jager		Maintenance 2016/17
118	RIETFONTEIN NGK PRIM.	Primary School	5	NQ1	21	23	0	21	4	5.25	30.00	ASBES		WCE 456(28)								x					Close school and decant learners to Oudshoorn-noord LS.		0
119	RODEWAL UCC PRIM.	Primary School	5	NQ1	87	92	0	100	4	25.00	122.81		Oudshoorn UCC										x				Close school and decant learners to Oudshoorn-noord LS.		0
120	ROOIBERG SSKV PRIM.	Primary School	5	NQ1	52	70	0	72	6	12.00	73.15		Mr D Grondling	WCE 636(61)									x				Close school and decant learners to Volmoed		0
121	VOLMOED PRIM.	Intermediate School	5	NQ1	299	208	23	254	10	25.40	55.48			WCE 334(68) WCE 351(44)	2.19		x		x		x			x		Receive learners from Lategansvlei, Rooiberg, Welbedacht, Moolutsig, Lategansvlei and	Additional classrooms and upgrade and re-open old hostel.	Maintenance 2028/29	
122	VOORBEDAG PRIM.	Primary School	5	NQ1	37	62	0	63	8	7.88	73.50			WCE 612(43)	3.16			x									Receive learners from Grootkraal		Maintenance 2026/27
123	WARMBAD-SPA PRIM.	Primary School	5	NQ1	75	42	0	46	3	15.33	71.14		United Congregational										x				Close school and decant learners to Oudshoorn		0
124	WELBEDAHT UCC PRIM.	Primary School	5	NQ1	106	57	0	58	3	19.33	47.32		United Congregational														Close school and decant learners to Volmoed		0
125	WESBANK LS.	Primary School	5	NQ5	733	668	0	669	20	33.45	93.38				3.27														Maintenance 2018/19
126	ZEEKOEKAT VGK PRIM.	Primary School	5	NQ1	89	87	0	98	5	19.60	42.94	ASBES & SINK	VGK Oudshoorn									x					Close school and decant learners to Volmoed		0
127	BERGSIG PRIM.	Primary School	5	NQ2	1299	1 304	0	1 337	42	31.83	95.13	ASBES PANELE			3.18				x								Replacement school	Replacement school	0
128	LANGENHOVEN GIMNASIUM	Secondary School	5	NQ5	586	1	585	603	18	33.50	54.05				3.32														Maintenance 2020/21
129	ELIADA-KAIROS SKOOL	Special School	5	.		15	0	262		#DIV/0!	#DIV/0!																		Maintenance 2026/27
130	OUTSHOORN SCHOOL OF SKILLS	School of Skills	5	.		48	15	261		#DIV/0!	#DIV/0!																		Maintenance 2025/26
131	BONGOETHU PRIM.	Primary School	6	NQ1	779	719	0	715	24	29.79	92.86				3.49														Maintenance 2020/21
132	AVONTUUR LB PRIM.	Primary School	6	NQ1	138	150	0	151	6	25.17	99.02		Evangelies Lutherse Kerk	WCE 518(56)									x				Close school and decant learners to Haarlém Sek.		0
133	BRITSEVLAKTE NGK PRIM.	Primary School	6	NQ1	37	39	0	32	3	10.67	45.71		JH Barnardt	WCE 341(23) WCE 427(16)									x				Close school and decant to Dirk Boshoff. Place learners at Uniondale hostel.		0
134	DE HOOP LAER.	Primary School	6	NQ1	23	24	0	25	4	6.25	35.00		RH Dodgson														Close school and decant learners to Haarlém Sek.		0
135	DE RUST PRIM.	Primary School	6	NQ1	756	697	0	712	21	33.90	97.15			WCE 159*(153*) WCE 160*(117*) WCE 484*(30*)			x		x							Receive learners from Nieuwvlei, Roomer and Vlakvlei. Built additional classrooms.	Additional classrooms (7 classrooms)	Maintenance 2020/21	
136	DE RUST SEK.	Secondary School	6	NQ1	425	0	511	499	15	33.27	88.29			WCE 159*(153*) WCE 160*(117*) WCE 484*(30*)						x									Maintenance 2022/23
137	DIRK BOSHOFF PRIM.	Intermediate School	6	NQ2	703	605	115	709	22	32.23	88.86			WCE 406(20) WCE 407*(20*)			x					x					Receive primary learners from Uniondale HS. Decant secondary learners to Uniondale HS.		Maintenance 2020/21
138	DYSELSDORP PRIM.	Primary School	6	NQ1	757	717	0	808	28	28.86	77.91	Plankie school		WCE 327*(149*)					x								Replacement school	Replacement school	0
139	DYSELSDORP SEK.	Secondary School	6	NQ1	909	0	1 047	1 038	28	37.07	73.71			WCE 327*(149*)													Split combined school. Receive decanting learners from De Hoop, Ongelegen and	Additional classrooms	Maintenance 2021/22
140	HAARLEM SEK.	Combined School	6	NQ1	834	547	487	1 104	29	38.07	98.65						x		x	x							Close school and decant learners to new Rose Valley PS (Oudshoorn)		0
141	HOTOMSKLOOF PRIM.	Primary School	6	NQ1	69	48	0	49	2	24.50	30.63	MOBILE UNITS	Ms Hazel Jonker	WCE 603(34)									x				Close school and decant learners to Volmoed		0
142	MOOI UITSIG PRIM NO.2	Primary School	6	NQ1	13	19	0	17	2	8.50	23.80		Mr Gerit Laubscher	WCE 523(18)										x			Close school and decant learners to Volmoed		0
143	MORESTER SEK.	Secondary School	6	NQ3	1079	0	1 070	1 070	33	32.42	71.57				2.96														Maintenance 2016/17
144	P.J. BADENHORST PRIM.	Primary School	6	NQ1	987	956	0	997	30	33.23	94.50			WCE 327*(149*)															Maintenance 2024/25
145	ROOHEUWEL VGK PRIM.	Intermediate School	6	NQ1	189	84	0	85	6	14.17	25.76	MODDERKLEI, MOBIEL'			WCE 052(105)								x				Close school and decant learners to new Rose Valley PS (Oudshoorn)		0
146	ROOIRIVIER VGK PRIM.	Primary School	6	NQ1	44	47	0	49	2	24.50	60.18		Ookart van der Westhuizen	WCE 381(17) WCE 433(15)									x				Close close and decant learners to De Rust PS		0
147	SACRED HEART RK PRIM.	Primary School	6	NQ3	879	993	0	1 115	28	39.82	99.65		Catholic Church											x			Purchase leased school	Purchase leased school	Maintenance 2024/25
148	SATURNUS PRIM.	Primary School	6	NQ2	1489	1 441	0	1 448	37	39.14	109.46				3.15	x											Built new Rose Valley PS (Oudshoorn)	Built new Rose Valley PS (Oudshoorn)	Maintenance 2022/23
149	SCHIEPERSKRAAL SSKV PRIM.	Primary School	6	NQ1	31	29	0	30	4	7.50	50.00	BLOKBORD OPSLAANGEBOUE	Mr M du Plessis	WCE 602*(32*)									x				Close school and decant learners to Diepvlei PS.		0
150	ST. KONRAD RK PRIM.	Primary School	6	NQ2	617	500	0	528	21	25.14	58.02		Catholic Church	WCE 327*(149*)													Keep leased school for now.		0
151	UNIONDALE HS.	Combined School	6	NQ4	313	87	212	409	17	24.06	77.90			WCE 407*(20*)			x			x							Split combined school and decant primary learners to Dirk Boshoff. Receive secondary		Maintenance 2021/22
152	VAN REEDE LS.	Primary School	6	NQ5	392	813	0	828	23	36.00	197.14				3.16														Maintenance 2020/21
153	VLAKTEPLAAS UCC PRIM.	Primary School	6	NQ1	115	124	0	133	3	44.33	96.98		Henry Blaisey Memorial	WCE 417(56)									x				Close school and decant learners to De Rust PS		0
154	PROTEA HOERSKOOL	Secondary School	6	.		#N/A	#N/A	62		#DIV/0!	#DIV/0!			WCE 079*(53*) WCE 441*(23*)															#N/A
155	A.H. BARNARD PRIM.	Primary School	7	NQ3	1057	1 057	0	1 111	34	32.68	116.32	Part Plankie School			3.26												Replace plankie part of the school	Replace plankie classrooms.	Maintenance 2026/27

TEMPLATE 5.2: DISTRICT ANALYSIS - EDEN AND CENTRAL KAROO

USER DEPARTMENT: EDUCATION

[List sorted alphabetically per Education District\*, then \*Total Enrolment\*]

	SCHOOL NAME	SCHOOL TYPE	CIRCUIT	QUINTILE	LEARNERS 10 YEARS AGO	PRIMARY	SECONDARY	TOTAL ENROL	TOTAL CLASSROOMS	TOTAL CLASSROOM RATIO	UTILISATION	PLANKIE SKOOL	LEASE SCHOOLS	ROUTES	CONDITION ASSESSMENT	New School	Receiving school	Repayment School	Additional Classrooms	Split Combined School	Decant Gr 8/9	Close School	Purchase leased school	Upgrade of hostel	New Hostel	D: IP&M Notes	Infrastructure Projects	MAINTENANCE PROJECTS		
156	ACACIA PRIM.	Primary School	7	NQ1	700	855	0	873	25	34.92	96.98														x	Consider small hostel at this school. Receive learners from Matjiesfontein.	Built new hostel.	Maintenance 2026/27		
157	BAARTMANSFONTEIN NGK PRIM.	Primary School	7	NQ1	42	30	0	30	2	15.00	50.00		VGK Laingsburg									x					Close school and decant learners to Acacia		0	
158	BASTIAANSE SEK.	Secondary School	7	NQ3	990	1	903	954	34	28.06	68.39			WCE 079(53*) WCE 441*(23*) WCE 561*(547*)	3.43									x			Upgrade hostel.	Hostel upgrade	Maintenance 2017/18	
159	BEAUFORT WES VOORB.	Primary School	7	NQ5	220	277	0	270	12	22.50	78.91				3.31												Merge with Niko Brummer PS		Maintenance 2019/20	
160	BEAUFORT WEST PRIM	Primary School	7	NQ3	0	1 005	0	1 025	25	41.00	93.24																		Maintenance 2024/25	
161	BEAUFORT-WES SEK.	Secondary School	7	NQ3	1210	0	1 354	1 347	29	46.45	124.56			WCE 079(53*) WCE 441*(23*) WCE 561*(547*)	3.47												Decant some learners to Sentraal HS and Bastiaanse S.S.		Maintenance 2021/22	
162	GEORGE FREDERICKS PRIM.	Intermediate School	7	NQ1	237	233	39	272	10	27.20	71.23				3.69		x					x					Receive learners from Merweville. Decant secondary learners to Laingsburg HS.		Maintenance 2019/20	
163	H.M. DLIKIDLA PRIM.	Primary School	7	NQ3	948	964	0	984	30	32.80	124.85			WCE 079(53*) WCE 441*(23*) WCE 561*(547*)															Maintenance 2024/25	
164	JOHN D CRAWFORD PRIM.	Primary School	7	NQ3	1013	885	0	907	28	32.39	109.49			WCE 079(53*) WCE 441*(23*)	3.64				x								Additional classrooms requested.	Additional classrooms in 2017/18	Maintenance 2021/22	
165	KLAARSTROOM PRIM.	Primary School	7	NQ1	128	113	0	132	16	8.25	61.60			WCE 146(33) WCE 147(11)	3.64								x				Close school and decant learners to Prins Albert.		0	
166	KLAWERVLEI PRIM.	Primary School	7	NQ1	48	58	0	65	6	10.83	26.00												x				Close school and decant learners to Teske Gedenk.		0	
167	LAINGSBURG HS.	Secondary School	7	NQ4	423	0	401	412	16	25.75	74.72																		Maintenance 2026/27	
168	LAYTON NGK PRIM.	Primary School	7	NQ1	40	39	0	44	2	22.00	123.20		PW Esterhuizen										x				Close school and decant learners to Leeu Gamka with hostel		0	
169	LEEU GAMKA PRIM.	Intermediate School	7	NQ1	570	512	88	611	20	30.55	96.59				3.33		x					x					Decant secondary learners to Zwartburg HS. Receive primary learners from Maddison.		Maintenance 2019/20	
170	MADDISON PRIM.	Primary School	7	NQ1	45	38	0	36	3	12.00	71.47		VGK: Beaufort West										x				Close school and decant learners to Leeu Gamka with hostel		0	
171	MANDLENKOSI SEC	Secondary School	7	NQ3	417	0	488	473	13	36.38	89.83			WCE 079(53*) WCE 441*(23*) WCE 561*(547*)	3.31														Maintenance 2018/19	
172	MATJIESFONTEIN LB PRIM.	Primary School	7	NQ1	42	62	0	69	3	23.00	115.30		Evangelies Luthense Kerk										x				Close school and decant learners to Acacia		0	
173	MERWEVILLE PRIM.	Primary School	7	NQ5	48	43	0	51	3	17.00	32.78				2.05								x				Close school and decant learners to George Fredericks		0	
174	MURRAYSBURG HS.	Secondary School	7	NQ3	573	0	380	489	18	27.17	87.63				2.53															Maintenance 2027/28
175	MURRAYSBURG PRIM.	Primary School	7	NQ1	1032	1 225	0	1 247	30	41.57	145.27				3.62				x								Additional classrooms requested.	Additional classrooms in 2016/17	Maintenance 2021/22	
176	NIKO BRUMMER PRIM.	Primary School	7	NQ5	270	288	0	283	14	20.21	54.34				3.35												Merge with Beaufort Wes Voorb.		Maintenance 2020/21	
177	PRINS ALBERT PRIM.	Primary School	7	NQ2	1032	1 074	0	1 095	27	40.56	104.58	MONTASIE		WCE 411*(35*)	3.44		x	x									Replacement school. Receive learners from Klaarstroom.	Replacement school	0	
178	RESTVALE MET PRIM.	Intermediate School	7	NQ2	278	246	0	295	10	29.50	100.28				2.2												Isolated school with hostel - keep		Maintenance 2027/28	
179	SEKOEKAT VGK PRIM.	Primary School	7	NQ1	44	34	0	32	5	6.40	17.50	VOORAFVERVAARDIG	VGK: Prince Albert										x				Close school and decant learners to Prins Albert.		0	
180	SENTRAAAL HS.	Secondary School	7	NQ5	359	0	232	299	14	21.36	50.25				3.53															Maintenance 2022/23
181	ST. MATTHEWS PRIM.	Primary School	7	NQ3	941	641	0	663	28	23.68	73.23			WCE 079(53*) WCE 441*(23*)	3.19															Maintenance 2019/20
182	TESKE GEDEKNIK PRIM.	Primary School	7	NQ3	903	801	0	830	25	33.20	105.99			WCE 079(53*) WCE 441*(23*)	3.45			x									Receive learners from Klawervlei		Maintenance 2019/20	
183	ZWARTBERG HS.	Secondary School	7	NQ5	363	0	452	423	14	30.21	94.45			WCE 411*(35*)	3.01			x							x		Upgrade and expand hostel to accommodate Gr8/9 learners from Leeu Gamka	Upgrade and expand hostel	Maintenance 2016/17	
184	DELLVILLE PARK PRIM.	Primary School	8	NQ4	697	1 159	0	1 350	36	37.50	145.38	HARDEBORD EN STEEN		WCE 144*(40*)	3.24				x								Add a number of brick classrooms and remove existing mobile units	Replacement school	0	
185	HOOGKRAAL SSKV PRIM.	Primary School	8	NQ1	83	46	0	47	4	11.75	64.51			WCE 162(20)									x				Close and decant learners to Van der Hoeven LS		0	
186	IMIZAMO YETHU SEC	Secondary School	8	NQ1	1508	0	1 285	1 354	40	33.85	101.04			WCE 326*(224*)	3.84	x											Built new HS in area	New Thembakhele SS to be complete in 2017/18	Maintenance 2023/24	
187	NEW DAWN PARK PRIM.	Primary School	8	NQ2	957	811	0	940	30	31.33	83.72				3.2															Maintenance 2019/20
188	PACALSDORP PRIM.	Primary School	8	NQ4	1225	1 441	0	1 456	36	40.44	89.68						x										Recently replaced school. New primary school in Pacaltdorp	New school required in area	Maintenance 2022/23	
189	PACALSDORP SEK.	Secondary School	8	NQ4	1024	0	1 010	1 036	41	25.27	71.57	SIERSTEEN EN ASBES		WCE 144*(40*)	3.08	x			x								Receive learners from Diepkloof and Hoogekraal. Additional classrooms required.	Additional classrooms	Maintenance 2028/29	
190	VAN DER HOVEN LS.	Primary School	8	NQ5	53	70	0	75	5	15.00	55.38				3.09			x		x										Maintenance 2026/27
191	BLANCO LS.	Primary School	8	NQ5	245	344	0	376	16	23.50	142.62				3.69			x									Receive learners from Geelhoutboom		Maintenance 2021/22	
192	DENNEOORD LS.	Primary School	8	NQ5	385	443	0	438	20	21.90	108.96				3.39															Maintenance 2021/22
193	GEELHOUTBOOM VGK PRIM.	Primary School	8	NQ1	127	111	0	113	8	14.13	64.02		VGK: Blanco	WCE 057*(219*)	3.79								x				Close school and send learners to Blanco LS		0	
194	GEORGE SEK.	Secondary School	8	NQ3	1544	1	1 554	1 699	32	53.09	104.71	Plankie hostel plus some classrooms		WCE 057*(219*) WCE 326*(224*) WCE 490*(65*)	3.04	x			x						x		Hostel to be upgraded and expanded. New HS required for George area.	Hostel replacement/upgrade and new HS required for George area	Maintenance 2028/29	
195	GEORGE-SUID LS.	Primary School	8	NQ5	961	1 123	0	1 165	37	31.49	100.61				3.45															Maintenance 2026/27
196	HEIDEDAL PRIM.	Primary School	8	NQ2	1488	1 507	0	1 574	43	36.60	87.00	PLANKIE			3.24				x								Replacement school	Replacement school	0	
197	HOLY CROSS PRIM. (George)	Primary School	8	NQ5	395	410	0	408	14	29.14	48.04		Sisters of the Holy Cross in														Investigate the purchase of lease school. Very small site.		0	
198	KRETZENSHOOP PRIM.	Primary School	8	NQ4	885	718	0	825	26	31.73	73.58	Part Plankie School		WCE 057*(219*)	3.1					x							Replace the plankie parts of the school	Replace plankie classrooms.	Maintenance 2017/18	
199	MZOZOLO PRIM.	Primary School	8	NQ2	971	1 516	0	1 524	27	56.44	112.10				3.56					x							Additional classrooms to alleviate overcrowding.	Additional classrooms	Maintenance 2025/26	
200	OUTENIOUQA HS.	Secondary School	8	NQ5	1686	0	1 299	1 639	49	33.45	77.04				3.56															Maintenance 2022/23
201	ROSEMOOR PRIM.	Intermediate School	8	NQ3	1043	692	115	954	24	39.75	125.29				3.97												Covert to HS and decant PS learners to Hibernia once purchased and expanded.	Covert to HS	Maintenance 2026/27	
202	ST. MARY'S RK PRIM. (GEORGE)	Primary School	8	NQ3	773	960	0	947	23	41.17	114.93		Catholic Church											x				Consider purchasing leased school	Purchase leased school.	Maintenance 2025/26
203	ST. PAUL'S EK PRIM.(GEORGE)	Intermediate School	8	NQ3	592	458	0	463	14	33.07	110.50		Universe of George	WCE 326*(224*) WCE 490*(65*) WCE 491*(79*)							x						Consider purchasing leased school and split combined school.	Purchase leased school.	Maintenance 2024/25	
204	DIEPRIVIER VGK PRIM.	Primary School	8	NQ1	43	101	0	105	2	52.50	125.64	Part Plankie School		WCE 596(15)				x		x					x		Receive learners from Kliprivier, Kommandantdrift and Scheperskraal. Built	Additional classrooms and new hostel.	Maintenance 2020/21	
205	FRANKEN VGK PRIM.	Intermediate School	8	NQ1	232	204	43	258	11	23.45	90.30	ASBES EN STEEN	VGK De Villiers									x	x				Close school and decant learners to upgraded Harold LS and new hostel. Decant secondary		Maintenance 2026/27	
206	HEROLD LS.	Primary School	8	NQ4	30	19	0	27	3	9.00	25.85				2.88			x		x							Receive learners from Eziljacht, Franklin, Waboomskraal and Kipdrift. Additional	Additional classrooms.	Maintenance 2027/28	
207	KOMMANDANTSDRIFT SSKV PRIM.	Primary School	8	NQ1	62	44	0	47	3	15.67	28.86		Mt Meyer le Roux	WCE 148(30)	4.74								x				Close school and decant learners to Diepdrift PS.		0	

TEMPLATE 5.2: DISTICT ANALYSIS - EDEN AND CENTRAL KAROO

USER DEPARTMENT: EDUCATION

[List sorted alphabetically per Education District\*, then \*Total Enrolment\*]

	SCHOOL NAME	SCHOOL TYPE	CIRCUIT	QUINTILE	LEARNERS 10 YEARS AGO	PRIMARY	SECONDARY	TOTAL ENROL	TOTAL CLASSROOMS	TOTAL CLASSROOM RATIO	UTILISATION	PLANNED SCHOOL	LEASE SCHOOLS	ROUTES	CONDITION ASSESSMENT	New School	Receiving school	Repayment School	Additional Classrooms	Split Combined School	Decant Gr 8&9	Close School	Purchase leased school	Upgrade hostel	New Hostel	D: IP&M Notes	Infrastructure Projects	MAINTENANCE PROJECTS
208	CARPE DIEM SKOOL	Special School	8			23	5	326		#DIV/0!	#DIV/0!																	Maintenance 2020/21
209	HEATHERLANDS HS	Secondary School	8	NQ5		0	228	312		#DIV/0!	#DIV/0!																	#N/A



TEMPLATE 5.3: DISTRICT ANALYSIS - METRO CENTRAL

USER DEPARTMENT: EDUCATION

[List sorted alphabetically per Education District\*, then "Total Enrolment"]

No	SCHOOL NAME	SCHOOL TYPE	CIRCUIT	QUINTILE	LEARNERS 10 YEARS AGO	PRIMARY	SECONDARY	TOTAL ENROL	TOTAL CLASSROOMS	TOTAL CLASSROOM RATIO	UTILISATION	PLANNED SCHOOLS	LEASE SCHOOLS	ROUTES	CONDITION ASSESSMENT	New School	Receiving School	Reopening School	Additional Classrooms	Split Classrooms	Decade 100	Closed School	Purchased School	Upgrade School	New Hostel	D: IP&M Notes	Infrastructure Projects	MAINTENANCE PROJECTS
1	CAMP'S BAY HS.	Secondary School	1	NQ5	631	0	510	661	27	24.48	44.54				3.11													Maintenance 2026/27
2	CAMP'S BAY PRIM.	Primary School	1	NQ5	231	601	0	639	15	42.60	133.60				3.92				X							Request for expansion	Additional classrooms in 2015/16	Maintenance 2025/26
3	CELLERTON PRIM.	Primary School	1	NQ5	284	421	0	432	15	28.80	78.19				2.85													Maintenance 2024/25
4	JAN VAN RIEBEEK PRIM.	Primary School	1	NQ5	476	0	356	434	25	19.00	38.90				4.32													Maintenance 2027/28
5	JAN VAN RIEBEEK PRIM.	Primary School	1	NQ5	302	448	0	501	19	26.37	59.12																	Maintenance 2022/23
6	PRESTWICH STREET PRIM.	Primary School	1	NQ5	511	757	0	771	24	32.13	120.84				3.18													Maintenance 2018/19
7	SCHOTSCHEKLOOF MOS PRIM.	Primary School	1	NQ5	347	442	0	512	17	30.12	79.20		Yusies Schotsekloof Inst.		4.02													0
8	SEA POINT HS.	Secondary School	1	NQ5	362	0	478	461	14	32.93	77.95				3.71													Maintenance 2022/23
9	SEA POINT PRIM.	Primary School	1	NQ5	397	439	0	439	18	24.36	52.26				2.93													Maintenance 2024/25
10	ST. PAUL'S PRIM. (WYNB)	Primary School	1	NQ5	613	594	0	602	23	26.17	80.02		Diocese of Cape Town									X				Consider purchasing this leased school	Purchase leased school	0
11	YAMBOERSKLOOF PRIM.	Primary School	1	NQ5	386	436	0	445	16	27.81	14.59				4.54													Maintenance 2027/28
12	VISTA HS.	Secondary School	1	NQ5	432	0	457	567	19	31.50	64.60	Part Plankie School			3.86			X									Replace part plankie school	0
13	PEZEKA SEC	Secondary School	1	NQ3	1 705	0	1 106	1 079	34	31.74	89.31				3.36													Maintenance 2019/20
14	L. D. NKIZE SEN SEC	Secondary School	1	NQ3	1 074	7	1 153	1 220	27	45.19	119.86				3.57				X							Consider additional classrooms due to high utilisation	Additional classrooms	Maintenance 2016/17
15	INTSHUKUMO SEC.	Secondary School	1	NQ3	1 331	0	830	894	30	29.80	57.01																	Maintenance 2016/17
16	LITHA PRIM.	Primary School	1	NQ3	471	630	0	687	25	27.48	150.25				3.6													Maintenance 2022/23
17	LIZUKO PRIM.	Primary School	1	NQ3	501	400	0	454	15	30.27	98.41				3.23													Maintenance 2019/20
18	IBEREI PRIM.	Primary School	1	NQ3	507	613	0	632	15	42.13	138.03				3.41													Maintenance 2020/21
19	SOKHANYO PRIM.	Primary School	1	NQ3	577	634	0	751	25	30.04	91.85				3.59													Maintenance 2022/23
20	VUKUKHANYE PRIM.	Primary School	1	NQ2	575	578	0	679	19	35.74	127.67				3.33													Maintenance 2019/20
21	VUTYANI PRIM.	Primary School	1	NQ3	707	681	0	781	22	35.50	134.95				3.84													Maintenance 2019/20
22	LAKEMONT PRIM.	Primary School	2	NQ5	262	258	0	268	10	26.80	93.00				2.24											Keep open	Maintenance 2027/28	
23	GOLDEN GROVE PRIM.	Primary School	2	NQ5	797	804	0	821	25	32.84	84.92				3.26													Maintenance 2020/21
24	ROSEBANK JUNIOR	Primary School	2	NQ5	252	248	0	249	7	35.57	91.04				3.3											Keep open	Maintenance 2019/20	
25	CAPE TOWN HS.	Secondary School	2	NQ5	684	0	467	605	18	33.61	44.81				3.89													Maintenance 2023/24
26	GARDENS COMMERCIAL HS.	Secondary School	2	NQ5	552	551	0	553	19	28.11	124.03				3.08													Maintenance 2024/25
27	GOOD HOPE SEMINARY HS.	Secondary School	2	NQ5	432	0	488	486	15	32.40	95.76				4.09													Maintenance 2027/28
28	GOOD HOPE SEMINARY JUNIOR	Primary School	2	NQ5	195	458	0	467	15	31.13	30.51				3.46													Maintenance 2020/21
29	HOUTBAI SEK.	Secondary School	2	NQ3	487	0	431	419	13	32.23	60.54				2.7													Maintenance 2027/28
30	KAMMANTER PRIM.	Primary School	2	NQ5	442	509	0	530	15	35.33	83.63				3.36													Maintenance 2018/19
31	SILIKAMVA HIGH SCHOOL	Secondary School	2	NQ3	0	0	451	630	13	48.46	#DIV/0!		Cabra Dominican Sisters				X										New school being constructed for this mobile school in MTEF	Maintenance 2022/23
32	ST. MARY'S PRIM. (GARDENS)	Primary School	2	NQ5	237	288	0	297	11	27.00	88.71															Keep open	0	
33	WALMER SEC.	Secondary School	2	NQ5	446	0	302	445	14	31.79	98.30				3.09													Maintenance 2024/25
34	ZONNEBLOEM BOYS PRIM.	Primary School	2	NQ5	334	325	0	332	9	36.89	91.08											X				Closed school	0	
35	ZONNEBLOEM GIRLS PRAC. SCH.	Primary School	2	NQ5	302	297	0	317	9	35.22	115.30											X				Consider closing commuter school	0	
36	ZONNEBLOEM NEST SENIOR SCHOOL	Secondary School	2	NQ5	315	0	289	337	11	30.64	34.37											X				Consider closing commuter school	0	
37	BONGA LOWER PRIM.	Primary School	2	NQ3	436	568	0	635	13	48.85	126.47				3.64				X							Additional classrooms due to high utilisation	Additional classrooms	Maintenance 2025/26
38	INTSHINGA PRIM.	Primary School	2	NQ3	429	526	0	533	17	31.35	74.20				3.09		X									Receive learners from Lelikhono PS	Additional classrooms and Infrastructure (mostly Grade R classrooms) in MTEF	Maintenance 2018/19
39	LEHLOHONOLO PRIM.	Primary School	2	NQ3	305	287	0	350	10	35.00	100.33				3.45		X					X				Convert to High School	This school in the MTEF to be converted to a High School. Additional classrooms and infrastructure required.	Maintenance 2022/23
40	LWAZI PRIM.	Primary School	2	NQ2	1 009	1 050	0	1 194	27	44.22	135.87				2.91				X							Request for additional classrooms	Additional classrooms in 2015/16	Maintenance 2016/17
41	SIYAZINGISA PRIM.	Primary School	2	NQ3	966	1 017	0	1 075	28	38.39	111.79				3.29													Maintenance 2019/20
42	XOLANI PRIM.	Primary School	2	NQ3	548	1 036	0	1 064	18	58.87	124.42				3.08													Maintenance 2017/18
43	HAROLD CRESSY HS.	Secondary School	3	NQ5	841	0	733	740	28	26.43	49.19				4.6													Maintenance 2028/29
44	QUEEN'S PARK HS.	Secondary School	3	NQ5	453	0	378	453	12	37.75	86.65				3.76													Maintenance 2022/23
45	SALT RIVER SEC	Secondary School	3	NQ5	684	0	603	603	19	31.74	78.56				3.42													Maintenance 2020/21
46	KRAALGAR SEC.	Secondary School	3	NQ5	750	0	740	808	18	44.89	105.89				3.72													Maintenance 2022/23
47	BERGSG PRIM.	Primary School	3	NQ4	708	885	0	885	27	32.76	84.61				3.2													Maintenance 2024/25
48	BRAMBLE WAY PRIM.	Primary School	3	NQ4	308	394	0	413	22	18.77	52.73				3.15												Keep school	Maintenance 2024/25
49	CEDAR PRIM.	Primary School	3	NQ4	398	530	0	570	20	28.50	97.22				3.19													Maintenance 2024/25
50	CENTRAL PARK PRIM.	Primary School	3	NQ4	329	336	0	364	34	10.71	34.82				3.35							X				Closed school - decant learners to Nerrisa PS, Rosewood PS and Disa PS.	0	
51	E. A. JANARI PRIM	Primary School	3	NQ4	449	827	0	862	21	41.05	121.86				3.33													Maintenance 2023/24
52	KLIFFONTEIN PRIM.	Primary School	3	NQ4	349	431	0	449	13	34.54	82.99				3.36													Maintenance 2020/21
53	NERRA PRIM.	Primary School	3	NQ4	920	827	0	920	32	28.75	90.41				3.33			X								Receive learners from Central Park PS.	Maintenance 2019/20	
54	IKAMVALETHU SEC.	Secondary School	3	NQ3	1 450	0	453	550	34	16.18	37.10				3.25													Maintenance 2019/20
55	SILUMELA SEC	Secondary School	3	NQ3	1 167	0	1 050	1 405	30	46.83	138.74				3.15				X							Consider additional classrooms due to high utilisation	Additional classrooms	Maintenance 2017/18
56	PINEHURST PRIM.	Primary School	3	NQ5	422	420	0	420	14	30.00	78.76				3.59													Maintenance 2025/26
57	PINELANDS HS.	Secondary School	3	NQ5	976	1	937	954	25	38.16	84.29				3.18				X							Request from district for school expansion	Additional classrooms should be provided in future	Maintenance 2021/22
58	PINELANDS NORTH PRIM.	Primary School	3	NQ5	432	473	0	486	14	34.71	100.66				3													Maintenance 2017/18
59	THE PINELANDS PRIM.	Primary School	3	NQ5	368	494	0	511	16	31.94	73.43				3.01				X							Request from district for school expansion	Additional classrooms should be provided in future	Maintenance 2017/18
60	THORNTON PRIM.	Primary School	3	NQ5	410	451	0	610	17	35.88	71.45				3.19													Maintenance 2020/21
61	KALKSTEENFONTEIN PRIM.	Primary School	3	NQ4	359	292	0	330	19	17.37	26.37	Part Plankie School			3.27							X				Consider closing school and decanting learners to schools in Metro Central.	0	
62	ASTRA SPOC.	Special School	3		2149	145	67	2149	26	#DIV/0!	#DIV/0!																	Maintenance 2022/23
63	ST. JOSEPH'S SCHOOL	Special School	3		292	59	199	292	0	#DIV/0!	#DIV/0!																	Maintenance 2022/23
64	GARLANDALE PRIM.	Primary School	4	NQ5	515	375	0	449	15	29.93	79.43				3.21													Maintenance 2019/20
65	GREENFIELD GIRLS' PRIM.	Primary School	4	NQ5	224	221	0	221																				

TEMPLATE 5.3: DISTRICT ANALYSIS - METRO CENTRAL

USER DEPARTMENT: EDUCATION

[List sorted alphabetically per Education District\*, then "Total Enrolment"]

No	SCHOOL NAME	SCHOOL TYPE	CIRCUIT	QUINTILE	LEARNERS 10 YEARS AGO	PRIMARY	SECONDARY	TOTAL ENROL	TOTAL CLASSROOMS	TOTAL CLASSROOM RATIO	UTILISATION	PLANKIE SKOOL	LEASE SCHOOLS	ROUTES	CONDITION ON ASSESSMENT	New School	Receiving School	Replacement School	Additional Classrooms	Split Combined School	Decant to Gr 6/5	Close School	Purchase Leased School	Upgrade of Hostel	New Hostel	D: IP&M Notes	Infrastructure Projects	MAINTENANCE PROJECTS	
82	NED DOMAN HS.	Secondary School	4	NQ4	663	0	410	515	23	22.39	52.52				3.1													Maintenance 2023/24	
83	EROSKROOL	Special School	4		134	175	344			#DIV/0!	#DIV/0!																	Maintenance 2020/21	
84	KROONBERG SKOOL	Special School	4		174	0	174			#DIV/0!	#DIV/0!																	Maintenance 2025/26	
85	TREKVELTJES PREPRIM.	Primary School	4	NQ4	19	0	28			#DIV/0!	#DIV/0!																	RNA	
86	OAKHURST GIRLS' PRIM.	Primary School	5	NQ5	227	242	0	242	8	30.25	89.68				3.53											Keep open		Maintenance 2022/23	
87	RUSTENBURG GIRLS' HS.	Secondary School	5	NQ5	759	0	848	849	29	29.28	68.02				3.58													Maintenance 2023/24	
88	S.A. COLLEGE HS.	Secondary School	5	NQ5	741	0	653	819	31	26.42	58.46				3.74													Maintenance 2022/23	
89	S.A. COLLEGE JUNIOR.	Primary School	5	NQ5	675	696	0	811	32	25.34	80.79				3.48													Maintenance 2020/21	
90	SANS SOUCI GIRLS' HS.	Secondary School	5	NQ5	376	0	406	420	17	24.71	50.12				3.1													Maintenance 2021/22	
91	WESTERFORD HS.	Secondary School	5	NQ5	893	0	922	919	34	27.03	53.37				2.84													Maintenance 2022/23	
92	DISA PRIM. (HOUT BAY)	Primary School	5	NQ3	0	534	0	634	17	37.29	111.23															Request for additional land	Additional land being acquired to expand school's sports facility.	Maintenance 2022/23	
93	KROMENDAL PRIM.	Primary School	5	NQ5	337	308	0	379	15	25.27	97.34				3.35													Maintenance 2019/20	
94	LLANDUDNO PRIM.	Primary School	5	NQ5	199	214	0	214	9	23.78	33.56				3.74											Keep open		Maintenance 2023/24	
95	ORANJUKLOOF MOR PRIM.	Primary School	5	NQ3	932	1 081	0	1 188	32	37.13	121.13	PERMANENT & PREFABRICATED	Moravian Church		3.02			X									Replace plankie school on new site	Replace school	0
96	SENTINEL PRIM.	Primary School	5	NQ3	894	1 028	0	1 087	27	40.28	104.22				2.23													Maintenance 2024/25	
97	DOWNVILLE PRIM.	Primary School	5	NQ4	817	0	837	24	34.88	88.68				3.31			X									Replacement school	Replacement plankie school	0	
98	EDENDALE PRIM.	Primary School	5	NQ4	465	417	0	421	20	21.05	57.81	VOORAFVERVAARDIG			2.28		X	X								Merge with Sonderend PS	Replacement school in MTEF	0	
99	MANZBERG SEK.	Secondary School	5	NQ4	1 058	0	789	793	34	23.50	56.43				3.08													Maintenance 2016/17	
100	PHOENIX SEK.	Secondary School	5	NQ4	936	0	717	942	30	31.40	67.43				3.23													Maintenance 2016/17	
101	RIO GRANDE PRIM.	Primary School	5	NQ4	502	606	0	613	23	26.65	68.23	PREFABRICATED WALLS			2.27			X									Replacement school	Replace plankie school	0
102	SILVERSTREAM PRIM.	Primary School	5	NQ4	551	996	0	1 011	27	37.44	121.48				2.73			X									ASIDI replacement school to finish in 2015/16	Maintenance 2026/27	
103	SILVERSTREAM SEK.	Secondary School	5	NQ4	997	0	320	329	27	12.19	29.93				2.93						X					Close school and move to new facility at Saambou PS		0	
104	SONDEREND PRIM.	Primary School	5	NQ4	635	909	0	932	25	37.28	123.43	VOORAFVERVAARDIG	Christian Muslim Educ. Trust		3.21							X					Merge with Edendale PS		0
105	TALFALAH PRIM.	Primary School	5	NQ4	984	1 089	0	1 058	31	34.13	99.95				3.56								X			Consider purchasing this leased school.	Purchase leased school	0	
106	PRIMROSE PARK PRIM.	Primary School	5	NQ4	423	536	0	552	18	30.67	86.41	VOORAFVERVAARDIG			3.08			X								Replacement school	Replace plankie school	0	
107	RED RIVER PRIM.	Primary School	5	NQ4	702	724	0	845	28	30.18	87.63				1.95			X								Replacement school	Replace plankie school	Maintenance 2026/27	
108	DOMINICAN GRIMLEY-SCHOOL	Special School	5			86				#DIV/0!	#DIV/0!																	RNA	
109	MARY KIRK SCHOOL	Special School	5		53	0		76		#DIV/0!	#DIV/0!									X						Convert old hostel into classrooms	In MTEF to receive classrooms and additional facilities y 2018/19. In MTEF to receive additional classrooms.	Maintenance 2025/26	
110	CLAREMONT HS.	Secondary School	6	NQ5	0	0	401	498	15	33.20	64.38								X									Maintenance 2022/23	
111	LIVINGSTONE HS.	Secondary School	6	NQ5	950	0	830	860	28	30.71	81.60				2.73				X							Request for additional classrooms		Maintenance 2027/28	
112	OAKLANDS SEK.	Secondary School	6	NQ5	945	0	848	1 083	17	63.71	67.13				4.63													Maintenance 2028/29	
113	VOORTREKKER HS.	Secondary School	6	NQ5	371	0	607	598	16	37.38	89.22				3.24													Maintenance 2019/20	
114	ARCADIA PRIM.	Primary School	6	NQ4	743	797	0	902	25	36.08	98.36				3.24													Maintenance 2018/19	
115	ARCADIA SEN. SEK.	Secondary School	6	NQ4	1 027	0	479	454	32	14.19	24.94				3.21			X								Receive learners from Beauvalon SS.		Maintenance 2018/19	
116	BONTEHEUWEL SEK.	Secondary School	6	NQ4	748	0	736	796	19	41.89	89.31				3.3													Maintenance 2019/20	
117	BOUNDARY PRIM.	Primary School	6	NQ4	409	443	0	520	22	23.64	69.60				3.15			X								Receive learners from Protea PS	Receive learners from Protea PS	Maintenance 2024/25	
118	DISA PRIM.	Primary School	6	NQ4	344	472	0	563	25	22.52	53.55				3.08			X										Maintenance 2018/19	
119	MIMOSA PRIM.	Primary School	6	NQ4	609	689	0	710	20	35.50	89.25				3.43													Maintenance 2020/21	
120	MODDERDAM SEK.	Secondary School	6	NQ4	1 316	0	876	1 052	30	35.07	67.18				3.3													Maintenance 2023/24	
121	PROTEA PRIM. (BONTEH.)	Primary School	6	NQ4	228	242	0	256	25	10.24	30.03				2.98							X				Close school and decant learners to Disa Boundary and Rosewood PS's.		0	
122	H.J. KRONEBERG JUN. PRIM.	Primary School	6	NQ5	364	565	0	580	17	34.12	94.12	CEMENTAND PREFAB			3.08			X									Replacement school	Replacement school	0
123	KENNERIE PRIM.	Primary School	6	NQ5	809	1 081	0	1 084	27	40.15	125.26				3.18													Maintenance 2028/29	
124	ST. JOHN'S RC PRIM.	Primary School	6	NQ5	478	564	0	570	16	35.63	76.88											X				Close school - decant learners to W.D. Hendriks and surrounding schools		0	
125	WINDERMERE PRIM.	Primary School	6	NQ5	474	809	0	830	25	33.30	112.21				2.88													Maintenance 2017/18	
126	WINGFIELD PRIM.	Primary School	6	NQ4	219	752	0	758	20	37.90	156.83				2.76													Maintenance 2027/28	
127	NEWFIELDS PRIM.	Primary School	6	NQ5	482	504	0	543	24	22.63	62.38	BRICK AND HARD BOARD			3.16			X									Replacement school	Replace plankie school	0
128	PARKFIELDS PRIM.	Primary School	6	NQ4	844	732	0	795	27	29.44	80.34				3.36													Maintenance 2019/20	
129	WOODLANDS PRIM.	Primary School	6	NQ4	343	756	0	756	19	39.89	103.46				2.85			X									Replacement school	In MTEF to be replaced by 2017/18	0
130	BEL PORTO SKOOL	Special School	6		0	0	234			#DIV/0!	#DIV/0!																	Maintenance 2024/25	
131	VERA-SCHOOL	Special School	6		0	0	137			#DIV/0!	#DIV/0!																	Maintenance 2021/22	
132	KROONVELD SEK.	Secondary School	7	NQ4	1 056	0	1 013	984	27	36.44	64.73				3.03													Maintenance 2017/18	
133	KENWYN PRIM.	Primary School	7	NQ5	462	626	0	639	20	31.95	73.85				3.23													Maintenance 2020/21	
134	SUNLANDS PRIM.	Primary School	7	NQ5	785	815	0	835	24	34.79	95.93				2.97													Maintenance 2019/20	
135	WINDSOR HS.	Secondary School	7	NQ5	1 020	0	864	706	19	37.16	95.32				2.83													Maintenance 2017/18	
136	WINDSOR PREP.	Primary School	7	NQ5	325	407	0	416	22	34.63	80.01				3.09													Maintenance 2017/18	
137	ATHLONE NORTH PRIM.	Primary School	7	NQ5	521	573	0	570	18	31.67	88.99				2.9													Maintenance 2023/24	
138	BLOSSOM STREET PRIM.	Primary School	7	NQ5	474	443	0	517	19	27.21	85.72				3.79													Maintenance 2021/22	
139	BRIDGETOWN SEC.	Secondary School	7	NQ4	913	0	830	873	25	34.92	64.22				3.5													Maintenance 2021/22	
140	NORMA KONO PRIM.	Primary School	7	NQ5	687	961	0	687	19	36.16	94.44				3.21													Maintenance 2020/21	
141	SILVERLEA PRIM.	Primary School	7	NQ5	743	669	0	782	20	39.10	107.48				2.72													Maintenance 2028/29	
142	SPEES BONA HS.	Secondary School	7	NQ5	984	0	777	792	23	34.43	84.30				3.18													Maintenance 2024/25	
143	ATHWOOD PRIM.	Primary School	7	NQ4	429	459	0	563	30	18.77	66.59				2.96													Maintenance 2017/18	
144	BLUMER PRIM.	Primary School	7	NQ4	752	745	0	752	25	30.68	79.11				3.05													Maintenance 2017/18	
145	BLOMVELD PRIM.	Primary School	7	NQ4	747	686	0	795	28	28.39	82.76				3.62													Maintenance 2021/22	
146	CRYSTAL SEK.	Secondary School																											

TEMPLATE 5.3: DISTRICT ANALYSIS - METRO CENTRAL

USER DEPARTMENT: EDUCATION

[List sort alphabetically per Education District\*, then "Total Enrolment"]

No	SCHOOL NAME	SCHOOL TYPE	CIRCUIT	QUINTILE	LEARNERS 10 YEARS AGO	PRIMARY	SECONDARY	TOTAL ENROL	TOTAL CLASSROOMS	TOTAL CLASSROOM RATIO	UTILISATION	PLANKIE SKOOL	LEASE SCHOOLS	ROUTES	CONDITI ON ASSESSMENT	New School	Racel ving school	Replaceme nt School	Additi onal Classrooms	Split Comb ned School	Decan l Gr 5&6	Close School	Purch ase leased school	Upgra de hostel	New Hostel	D: IP&M Notes	Infrastructure Projects	MAINTENANCE PROJECTS	
149	MOUNT VIEW SEC.	Secondary School	7	NQ4	975	0	767	782	27	28.96	57.44				3.68			X									Replacement school	ASIDI replacement school to be finished in 2015/16	Maintenance 2028/29
150	REGINA COELI RC PRIM.	Primary School	7	NQ5	347	285	0	328	9	36.44	90.63		Archdiocese of Cape Town		3.57														0
151	SUMMIT PRIM.	Primary School	7	NQ4	680	929	0	1 009	28	36.04	105.48				2.71													Maintenance 2027/28	
152	MARY HARDING SKOOL	Special School	7		0	0	0	287		#DIV/0!	#DIV/0!																	Maintenance 2026/27	
153	NORMANDELL SKOOL	Special School	7		0	0	0	336		#DIV/0!	#DIV/0!																	Maintenance 2018/19	
154	ALICEDALE PRIM.	Primary School	8	NQ5	422	542	0	553	13	42.54	92.96				3.05													Maintenance 2018/19	
155	ATHLONE SEC.	Secondary School	8	NQ5	837	0	646	786	18	43.67	89.85				3.05				X							Consider additional classrooms due to high utilisation	Additional classrooms	Maintenance 2023/24	
156	BRIDGEVILLE PRIM.	Primary School	8	NQ4	527	700	0	718	21	34.19	135.40				3.81													Maintenance 2023/24	
157	CYPRESS PRIM.	Primary School	8	NQ4	314	569	0	588	16	36.75	76.65				3.72													Maintenance 2021/22	
158	PEAK VIEW SEC.	Secondary School	8	NQ4	749	0	655	720	19	37.89	109.12				3.09													Maintenance 2017/18	
159	ST. RAPHAEL'S RC PRIM.	Primary School	8	NQ5	490	660	0	815	21	38.81	121.28				3.26							X				Consider purchasing this leased school	Purchase leased school	Maintenance 2019/20	
160	MOKONE PRIM.	Primary School	8	NQ3	448	567	0	662	23	28.78	104.61				3.3													Maintenance 2019/20	
161	MOSHESH PRIM.	Primary School	8	NQ3	452	562	0	619	14	44.21	127.73				3.09													Maintenance 2023/24	
162	SIYABULELA PRIM.	Primary School	8	NQ3	886	768	0	823	19	43.32	117.57				3.69				X							Consider additional classrooms due to high utilisation	Additional classrooms	Maintenance 2019/20	
163	THEMBANI PRIM.	Primary School	8	NQ3	997	940	0	1 041	24	43.38	173.73				3.54													Maintenance 2025/26	
164	ZAMAZA PRIM.	Intermediate School	8	NQ3	1 806	1 380	239	1 630	39	41.97	134.79				3.21			X								Replacement school	Replace part plankie	Maintenance 2025/26	
165	BELGRAVIA SEC.	Secondary School	8	NQ5	1 134	0	790	839	27	31.07	53.95				3.09				X							Request for expansion.	Additional classrooms in 2016/17	Maintenance 2023/24	
166	HABIBIA PRIM.	Primary School	8	NQ5	940	975	0	977	25	39.08	103.32		Habibia Kokane Trust		3.41								X			Consider purchasing this leased school. Possibly close school and move to new Sunnyside PS	Purchase leased school	Maintenance 2023/24	
167	HEATHERDALE PRIM.	Primary School	8	NQ4	431	463	0	450	20	22.50	45.30				3.3							X						0	
168	RYLANDS HS.	Secondary School	8	NQ5	1 016	0	1 083	1 107	30	36.90	96.11				3.9													Maintenance 2024/25	
169	RYLANDS PRIM.	Primary School	8	NQ5	376	712	0	725	21	34.32	93.31				3.8													Maintenance 2022/23	
170	STARLING PRIM.	Primary School	8	NQ4	247	419	0	418	18	23.22	47.58				3.73													Maintenance 2022/23	
171	TURFHALL PRIM.	Primary School	8	NQ5	1 113	1 151	0	1 152	31	37.16	122.88	PRE-CAST			3.94			X								Keep open	In MTEF to be replaced by 2018/19	0	
172	VOORSPOED PRIM.	Primary School	8	NQ4	883	947	0	975	33	29.55	87.26				3.34			X								Replacement school	ASIDI school to be replaced by 2015/16	Maintenance 2025/26	
173	ATHLONE PRE-PRIM.	Preprimary School	8	NQ4	63	0	0	137		#DIV/0!	#DIV/0!																	Maintenance 2023/24	
174	HARFIELD PRE-PRIM.	Preprimary School	8	NQ5	21	0	0	112		#DIV/0!	#DIV/0!																	Maintenance 2023/24	
175	MOLTING ROAD PRE-PRIM.	Preprimary School	8	NQ5	22	0	0	97		#DIV/0!	#DIV/0!																	Maintenance 2023/24	
176	SHIVWE SCHOOL OF SKILLS	School of Skills	8		0	0	0	472		#DIV/0!	#DIV/0!																	Maintenance 2023/24	
177	TEMBALU	Special School	8		123	10	198			#DIV/0!	#DIV/0!																	Maintenance 2023/24	
178	GARLANDALE SEK.	Secondary School	9	NQ5	1 103	0	612	738	32	23.06	54.39				2.85													Maintenance 2023/24	
179	RHODES HS.	Secondary School	9	NQ5	766	0	994	1 002	26	38.54	87.14				3.4													Maintenance 2023/24	
180	CHAPEL STREET PRIM.	Primary School	9	NQ5	586	552	0	586	16	37.25	86.71				3.81													Maintenance 2023/24	
181	DRYDEN STREET PRIM.	Primary School	9	NQ5	552	579	0	608	16	38.00	104.78				3.13													Maintenance 2023/24	
182	HOLY CROSS RC PRIM.	Primary School	9	NQ5	433	542	0	585	10	58.50	97.82		Catholic Church		4.03													0	
183	MOUNTAIN ROAD PRIM.	Primary School	9	NQ5	566	556	0	669	24	28.71	77.73				3.64													Maintenance 2023/24	
184	OBSERVATORY JUNIOR	Primary School	9	NQ5	554	568	0	713	16	44.56	96.52				3.64													Maintenance 2023/24	
185	THANDOKHULU SEC	Secondary School	9	NQ4	947	0	1 035	1 083	28	36.68	76.00				3.1				X							Request for additional classrooms	Additional classrooms to replace delapidated mobiles in 2015/16.	Maintenance 2023/24	
186	WALMER ESTATE PRIM.	Primary School	9	NQ5	280	285	0	293	9	32.56	82.92	WOOD & BRICK	Diocese of Cape Town		3.65							X				Close school - decant learners to surrounding schools		0	
187	MONTANA PRIM.	Primary School	9	NQ4	550	629	0	722	27	26.74	88.51				3.65			X								Replacement school	Replacement school in MTEF	Maintenance 2022/23	
188	MONTVIDEO PRIM.	Primary School	9	NQ4	796	956	0	1 049	29	36.17	153.27				3.65				X							Additional classrooms in MTEF	Additional classrooms in 2016/17	Maintenance 2023/24	
189	ROSEWOOD PRIM.	Primary School	9	NQ4	488	565	0	574	23	24.96	52.85				3.56			X	X							Receive learners from Central Peak PS and Protea PS.	Busy replacing school - to be completed in 2015/16	Maintenance 2026/27	
190	BELTHORN PRIM.	Primary School	9	NQ4	216	412	0	416	12	34.67	69.73				3.43													Maintenance 2020/21	
191	SUNNYSIDE PRIM.	Primary School	9	NQ5	599	681	0	691	18	38.39	106.98	PREFAB WOOD			3.02				X							Keep open	Purchase additional land to accommodate replacement.	Replacement school	Maintenance 2016/17
192	THORNHURST PRIM.	Primary School	9	NQ4	238	401	0	443	19	23.32	84.22				2.86													Maintenance 2024/25	
193	CATHKIN SEC.	Secondary School	9	NQ4	661	0	410	473	16	23.56	47.52	PLANKIE			2.23				X							Keep open and increase enrolment	Replacement school	Maintenance 2026/27	
194	HEIDELVELD PRIM.	Primary School	9	NQ4	725	993	0	1 006	22	45.73	110.17				3.04											Replacement school	Recently replaced school	Maintenance 2026/27	
195	HEIDELVELD SEK.	Secondary School	9	NQ4	1 301	0	973	1 165	33	35.30	69.79				3.5													Maintenance 2021/22	
196	VANGUARD PRIM.	Primary School	9	NQ4	742	860	0	862	27	31.53	87.03	PREFAB AND BRICK			3.38				X							Replacement school	Replace plankie school	Maintenance 2021/22	
197	WILLOWS PRIM.	Primary School	9	NQ4	870	1 034	0	1 083	26	38.68	103.14	HOUTBORD			3.2				X							Replacement school	In MTEF to be replaced by 2017/18	0	
198	ALPHA SKOOL	Special School	9		0	0	0	93		#DIV/0!	#DIV/0!																	Maintenance 2018/19	
199	GROOTE SCHUUR HOSPITAAL SKOOL	Hospital School	9		#N/A	#N/A	0	0		#DIV/0!	#DIV/0!																	Maintenance 2024/25	
200	MAITLAND COTTAGE HOME	Hospital School	9		#N/A	#N/A	0	0		#DIV/0!	#DIV/0!																	Maintenance 2024/25	
201	GROOTE SCHUUR HS.	Secondary School	10	NQ5	535	1	854	889	35	25.40	83.74				3.01													Maintenance 2020/21	
202	GROOTE SCHUUR PRIM.	Primary School	10	NQ5	346	444	0	443	16	27.69	76.75				3.01													Maintenance 2020/21	
203	PORTIA PRIM.	Primary School	10	NQ5	682	678	0	725	0	#DIV/0!	77.57				2.61				X							Replacement school	Recently replaced ASIDI school	Maintenance 2026/27	
204	RONDEBOSCH BOYS' HS.	Secondary School	10	NQ5	799	0	847	830	38	22.08	114.97				4.04													Maintenance 2027/28	
205	RONDEBOSCH BOYS' PREP.	Primary School	10	NQ5	700	641	0	733	28	26.18	72.40				3.49													Maintenance 2020/21	
206	YORK ROAD PRIM.	Primary School	10	NQ5	780	815	0	856	24	35.67	84.53				3.17													Maintenance 2018/19	
207	CECIL ROAD PRIM.	Primary School	10	NQ5	420	558	0	538	16	33.63	95.12				3.93													Maintenance 2025/26	
208	ST. AGNES'S PRIM.	Primary School	10	NQ5	312	430	0	499	21	23.76	71.89																	0	
209	WESLEY MET. PRACTISING SCHOOL	Primary School	10	NQ5	260	248	0	240	10	24.00	60.89		Dominican Sisters Methodist Church of SA															0	
210	GARDEN VILLAGE PRIM.	Primary School	10	NQ4	171	538	0	616	14	44.00	171.11																	0	
211	KENSINGTON SEC.	Secondary School	10	NQ5	1 361	0	1 208	1 252	35	35.77	62.06				2.98											Replacement school	Replacement finish in 2015/16	Maintenance 2028/29	
212	MAITLAND SEK.	Secondary School	10	NQ4	1 335	0	768	1 013	19	53.32	119.04				2.97														

USER DEPARTMENT: EDUCATION

[List sorted alphabetically per Education District", then "Total Enrolment"

SCHOOL NAME	SCHOOL TYPE	CIRCUIT	QUINTILE	LEARNER'S 5-10 YEARS AGO	PRIMARY	SECONDARY	TOTAL ENROL	TOTAL CLASSROOMS	TOTAL CLASSROOM RATIO	UTILISATION	PLANKIE SCHOOL	LEASE SCHOOLS	ROUTES	CONDITION ON ASSESSMENT	New School	Receiving school	Repatriation School	Additional Classrooms	Split Combined School	Dean Gr 8&9	Close School	Purchase leased school	Upgrade of hostel	New Hostel	D. IP&M Notes	Infrastructure Projects	MAINTENANCE PROJECTS			
1 CHUMISA PRIM.	Primary School	1	NQ2	1065	1 013	0	1 236	28	44.14	132.39			WCE 299(1360')														Maintenance 2025/26			
2 ESANGWENI SEC.	Secondary School	1	NQ2	1687	0	688	934	29	27.72	84.65																	Maintenance 2024/25			
3 FIRGROVE PRIM.	Primary School	1	NQ5	807	932	0	949	27	35.15	98.59																	Maintenance 2021/22			
4 HARRY GWALA SEC.	Secondary School	1	NQ2	1450	0	942	1 237	27	45.81	92.07																	Maintenance 2019/20			
5 KUYASA PRIM	Primary School	1	NQ3	1329	1 413	0	1 613	34	47.44	138.71								x								To receive 2 additional classrooms in 2015/16	Maintenance 2024/25			
6 LUDWIG NGAMLANA PRIMARY SCHOOL	Primary School	1	NQ2	0	1 567	0	1 568	38	41.26	139.64					x											Request for a new PS and HS in Inkamini	New PS & HS in Inkamini, Khayelitsha	Maintenance 2023/24		
7 MACASSAR PRIM.	Primary School	1	NQ5	1100	1 282	0	1 274	28	45.50	147.89			WCE 096(144')						x								Maintenance 2018/19			
8 MACASSAR SEC.	Secondary School	1	NQ5	860	0	952	941	18	52.28	91.57			WCE 096(144')						x							Consider additional classrooms in future due to high enrolment	Additional classrooms	Maintenance 2017/18		
9 MARVIN PARK PRIM.	Primary School	1	NQ5	963	1 380	0	1 423	33	43.12	151.30						x										New PS in Macassar should alleviate the pressure in this school - school already too big, manage enrolments	Place some learners at Figgrove PS until the new PS is built in Macassar	Maintenance 2018/19		
10 MASIPHUMELELE PRIM	Primary School	1	NQ2	1286	1 252	0	1 302	32	40.69	112.01																	Maintenance 2017/18			
11 OKLAHOMASTRAAT PRIM.	Primary School	1	NQ5	910	1 215	0	1 234	29	42.55	111.29	VOORAF VERVAARDIG		WCE 096(144')				x		x							Replacement school	Replacement school	0		
12 SIPHAMANDZA SEC.	Secondary School	1	NQ3	1241	0	1 150	1 178	29	40.52	107.16																Additional classrooms due to high utilisation	Additional classrooms	Maintenance 2023/24		
13 ST. PAUL'S PRIM.	Primary School	1	NQ3	161	181	0	179	4	44.75	94.73		Diocese of False Bay	WCE 034(44)								x					Close school - decant to new school in Macassar		0		
14 ZANDVLEI F.S.	Secondary School	1	NQ5	1380	0	981	1 027	30	44.23	87.84			WCE 096(144')														Maintenance 2020/21			
15 ENKULULEKENI PRIM.	Primary School	1	NQ2	1 366	1 409	0	1 395	40	34.80	83.85																	Maintenance 2022/23			
16 MIVUMELWANI PRIM.	Primary School	1	NQ3	948	1 541	0	1 590	38	41.84	127.83																	Maintenance 2023/24			
17 WALLACEENE SEC.	Secondary School	1	NQ3	0	0	885	1 134	27	42.00	77.37																	Maintenance 2023/24			
18 AXIOS SCHOOL OF SKILLS	School of Skills	1	.	33	7	0	418		#DIV/0!	#DIV/0!																		Maintenance 2023/24		
19 BET-EL SKOOL VIR EPILEPTICI	Special School	1	.	0	0	0	385		#DIV/0!	#DIV/0!																		Maintenance 2023/24		
20 KHAYELITSHA LSEN SCHOOL	Special School	1	.	0	0	0	402		#DIV/0!	#DIV/0!																		Maintenance 2023/24		
21 ETAPANI PRIMARY SCHOOL	Primary School	1	.	505	505	0	505	9	56.11	#DIV/0!	Mobile School																	Maintenance 2023/24		
22 BASTION PRIM.	Primary School	2	NQ5	1178	1 908	0	1 922	46	41.78	146.03																	No additional classrooms granted - learner enrolments already too high. School must manage enrolments	Maintenance 2027/28		
23 BELIE DOWNES PRIM.	Primary School	2	NQ5	0	1 443	0	1 464	30	48.80	130.39																		Maintenance 2028/29		
24 BRACKENWELL HS.	Secondary School	2	NQ5	1653	4	1 410	1 411	45	31.36	63.83																	New HS to bring alleviation.	Maintenance 2024/25		
25 BRACKENWELL PRIM.	Primary School	2	NQ5	1334	1 510	0	1 965	48	32.60	80.87																	Learner enrolments already too high. School must manage enrolments	New Vrededorf PS should bring relief	Maintenance 2027/28	
26 ENKOUTSPEN PRIM.	Primary School	2	NQ5	1087	1 032	0	1 088	28	42.23	107.34					x													Maintenance 2021/22		
27 KLEINVLEI SEK.	Secondary School	2	NQ5	1321	0	870	1 129	28	40.32	80.48																		Maintenance 2021/22		
28 MALIBU SEK.	Secondary School	2	NQ5	1638	0	1 428	1 479	41	36.07	82.36	Mobiles						x									Replace mobile units with brick and mortar	Maintenance 2025/26			
29 MASIVILE SENIOR SEC.	Secondary School	2	NQ3	1466	1	1 179	1 194	56	21.32	83.91			WCE 299(1360')															Maintenance 2019/20		
30 NOLUNGILE PRIM.	Primary School	2	NQ2	1273	1 075	0	1 286	27	47.63	129.02																		Maintenance 2019/20		
31 NORTHPINE PRIMARY SCHOOL	Primary School	2	NQ5	681	967	0	978	29	33.72	92.47																		Maintenance 2019/20		
32 NORTHPINE TECHNICAL HS	Secondary School	2	NQ5	0	0	241	278	26	10.69	17.51																		Maintenance 2026/27		
33 PROTEA HEIGHTS ACADEMY	Secondary School	2	NQ5	0	0	449	469	0	#DIV/0!	#DIV/0!					x													Maintenance 2025/26		
34 R. R. FRANKS PRIM.	Primary School	2	NQ5	889	945	0	956	27	35.41	96.67			WCE 509(152')														New Brackenell HS complete in 2014/15	Maintenance 2028/29		
35 SEVILLE PRIM.	Intermediate School	2	NQ3	748	742	0	764	26	30.15	91.83																		Maintenance 2016/17		
36 VUZAMAMV PUBL. PRIM.	Primary School	2	NQ5	1516	1 053	0	1 242	34	36.62	103.23																		Maintenance 2022/23		
37 WEST BANK NO. 1 PRIM.	Primary School	2	NQ3	1 264	1 097	0	1 310	35	37.43	111.83																		Maintenance 2024/25		
38 ARISTEA PRIM.	Primary School	2	NQ5	866	1 181	0	1 203	35	34.37	76.26																	New school on Joostenbergvlei farm (near Buhrnen Estate)	New Buhrnen Estate PS	Maintenance 2019/20	
39 HECTOR PETERSON SEC.	Secondary School	2	NQ2	1 619	0	1 281	1 398	32	43.69	90.36																		Maintenance 2022/23		
40 PEARL-SKOOX VIR NEURAAAL	Special School	2	.	150	46	334			#DIV/0!	#DIV/0!																	Additional classrooms	In MTEF Cycle for additional classrooms	Maintenance 2019/20	
41 GESTRENGE KINDE	Special School	2	.	150	46	334			#DIV/0!	#DIV/0!																		#N/A		
42 LULEKA PRIM.	Primary School	3	NQ2	1393	1 164	0	1 225	30	40.83	108.75																		Maintenance 2025/26		
43 BROOKLANDS PRIM.	Primary School	3	NQ5	759	948	0	971	25	38.84	111.19																		Maintenance 2028/29		
44 EKENDAL PRIM.	Primary School	3	NQ5	979	1 117	0	1 174	31	37.87	102.11																		Maintenance 2025/26		
45 EXCELSIOR PRIM. (BELLVILLE)	Primary School	3	NQ5	626	935	0	958	28	34.21	69.09																		The need for additional classrooms is questionable in this specific area	Maintenance 2018/19	
46 INTLANGANISO SEC.	Secondary School	3	NQ2	1541	0	1 093	1 313	41	32.02	100.19																		Below 60% utilisation of the school	Maintenance 2019/20	
47 JOE SLOVO SEC.	Secondary School	3	NQ2	1571	7	1 059	1 221	29	42.10	91.88			WCE 299(1360')															Maintenance 2019/20		
48 KRAAUFONTEIN AME PRIM.	Primary School	3	NQ5	405	394	0	401	11	36.45	74.84		AME	WCE 222(98')															Close leased school and decant to surrounding schools	Maintenance 2021/22	
49 MONUMENT PARK HS.	Secondary School	3	NQ5	966	0	806	1 011	50	20.22	71.87																		0		
50 NIWASALOOB PRIM.	Primary School	3	NQ2	1654	699	0	936	21	43.24	87.92																		Maintenance 2020/21		
51 PE TUNIA PRIM.	Primary School	3	NQ5	686	750	0	784	25	31.36	82.53			WCE 222(98')				x											Receive learners from Kraaifontein PS	Maintenance 2018/19	
52 SAKULAMDELA PRIM.	Primary School	3	NQ2	1182	852	0	903	25	39.72	105.17																		Maintenance 2018/19		
53 SCOTTSVILLE PRIM.	Primary School	3	NQ5	598	902	0	921	28	32.89	96.01			WCE 222(98')															Receive learners from Kraaifontein PS	Maintenance 2024/25	
54 SCOTTSVILLE SEK.	Secondary School	3	NQ5	1115	2	688	820	23	35.65	61.52			WCE 222(98') WCE 228(379') WCE 229(0)						x								To receive 5 additional classrooms in 2017/18.	Maintenance 2021/22		
55 SOBAMBISANA PRIM.	Primary School	3	NQ2	1286	1 284	0	1 319	33	39.97	141.84																		Maintenance 2016/17		
56 UMMANGALISO PRIM.	Primary School	3	NQ2	1071	1 150	0	1 311	26	50.42	135.74																		Maintenance 2018/19		
57 USASAZO SEC.	Secondary School	3	NQ2	1236	14	1 268	1 365	27	50.56	93.13																		Maintenance 2016/17		
58 MKROLO	Primary School	3	NQ5	863	873	0	1 002	34	29.47	78.18																		Maintenance 2027/28		
59 LABIANDE PRIM.	Primary School	3	NQ5	557	831	0	839	25	33.56	89.06																			Maintenance 2020/21	
60 RAINBOW PRIM.	Primary School	3	NQ3	908	1 061	0	1 137	31	36.68	123.23	PLANKIE		WCE 228(379') WCE 230(118')				x										New Delft North PS to bring alleviation to high enrolment in Wesbank.	Replace part plankie school. New Delft North PS to finish 2018/19	Maintenance 2018/19	
61 BERNADINO HEIGHTS SEK.	Secondary School	3	NQ5	1 544	0	1 429	1 455	32	45.47	92.85																		Maintenance 2028/29		
62 JAN KRIEL-SKOOL	Special School	3	.	212	304	540			#DIV/0!	#DIV/0!																			#N/A	
63 HOTTENTOTS-HOLLAND HS.	Secondary School	4	NQ5	1017	0	1 290	1 299	35	37.11	85.06																		To receive 5 additional classrooms in 2017/18 to replace prefabs.	Maintenance 2026/27	
64 SOMERSET-WES L.S.	Primary School	4	NQ5	800	764	0	819	27	30.33	69.81																		Replacement classrooms	School has space to accommodate more learners. Low utilisation.	Maintenance 2022/23
65 SOMERSET-WES MET PRIM.	Primary School	4	NQ5	901	831	0	867	21	41.29	99.21		Methodist Church of SA	WCE 063(1003')																Additional classrooms requested.	Maintenance 2023/24
66 DENNEMERE PRIM.																														

TEMPLATE 5.4: DISTRICT ANALYSIS - METRO EAST  
USER DEPARTMENT: EDUCATION

[List sorted alphabetically per Education District\*, then \*Total Enrolment\*]

No	SCHOOL NAME	SCHOOL TYPE	CIRCUIT	QUINTILE	LEARNER S 18 YEARS AGO	PRIMARY	SECONDA RY	TOTAL ENROL	TOTAL CLASSRO OMS	TOTAL CLASSRO OM RATIO	UTILISATI ON	PLANKIE SKOOL	LEASE SCHOOLS	ROUTES	CONDITI ON ASSESS MENT	New School I	Receiv ing school	Repat cemen t School I	Additi onal Classr ooms	Split Combi ned School I	Decan t Gr 8&9	Close Schoo I	Purch ase leased school	Upgra de hostel	New Hostel	D: IP&M Notes	Infrastructure Projects	MAINTENANCE PROJECTS	
76	SCOTTSDENE SEK.	Secondary School	4	NQ5	1450	0	1 096	1 127	43	26.21	75.75			WCE 228*(379*) WCE 230*(118*)	3.06			x									Replacement school	Replacement school to be complete in 2015/16	Maintenance 2028/29
77	ZOLA SENIOR SEC	Secondary School	4	NQ3	1103	0	763	894	22	40.64	88.05																		Maintenance 2023/24
78	UKOLO HS.	Secondary School	4	NQ3	1206	0	806	1 004	29	34.62	76.87			WCE 299*(1360*)	3.03														Maintenance 2028/29
79	KULS RIVER TECHNICAL SEC	Secondary School	4	NQ4	969	0	924	908	27	33.63	123.55				3.74														Maintenance 2022/23
80	BLOEKOMBOS PRIM	Primary School	4	NQ1	1 244	1 231	0	1 479	36	41.06	138.09				3.32			x									Replacement school	Last phase of replacement to be implemented in 2015/16	Maintenance 2026/27
81	SKUTHULENI PRIM	Primary School	4	NQ1	1 210	1 364	0	1 637	38	43.05	121.04				3.38														Maintenance 2026/27
82	ALTA DU TOIT SKOOL	Special School	4			6	0	347		#DIV/0!	#DIV/0!																		#N/A
83	ACADEMIA PRIM.	Primary School	5	NQ3	654	529	0	540	16	33.75	80.03			WCE 235*(260)	3.77							x					Close school		0
84	MELTON PRIM.	Primary School	5	NQ5	792	1 206	0	1 216	29	41.93	132.73			WCE 509*(152*)	3.87														Maintenance 2022/23
85	PKUM PARK PRIM	Primary School	5	NQ5	1097	1 144	0	1 168	32	36.50	95.17																		Maintenance 2023/24
86	VUSELELA PRIM.	Primary School	5	NQ2	1697	1 066	0	1 191	35	33.74	96.83				3.48				x								Additional classrooms	To receive 7 additional classrooms in 2016/17	Maintenance 2020/21
87	BELL PARK PRIM.	Primary School	5	NQ5	866	906	0	935	32	29.22	68.52				4.11														Maintenance 2027/28
88	BELLVILLE HS.	Secondary School	5	NQ5	1320	2	1 132	1 138	33	34.48	36.10				3.84														Maintenance 2023/24
89	CENTRE OF SCIENCE AND TECHNOLOGY	Secondary School	5	NQ3	0	0	569	566	18	31.44	#DIV/0!																		Maintenance 2028/29
90	FOREST HEIGHTS HS.	Secondary School	5	NQ5	1560	0	884	1 116	35	31.89	64.29				3.92														Maintenance 2024/25
91	HOPOLANG PRIM.	Intermediate School	5	NQ3	783	562	133	867	31	27.97	123.09	PREFABRICATED		WCE 299*(1360*) WCE 575*(250*)	3.67			x									Replacement school	Replace plankie school	Maintenance 2016/17
92	INTSHAYELO PRIM.	Primary School	5	NQ3	1390	1 145	0	1 201	28	42.89	109.26				3.5														Maintenance 2019/20
93	LURUZA SEC	Secondary School	5	NQ3	1489	0	1 118	1 171	28	41.86	72.10			WCE 299*(1360*)	3.7														Maintenance 2019/20
94	SOSEBENZA PRIM.	Primary School	5	NQ2	1260	905	0	947	29	32.66	105.51				3.7														Maintenance 2021/22
95	SPURWING PRIM.	Primary School	5	NQ5	1282	1 226	0	1 267	31	40.87	109.62				3.19														Maintenance 2018/19
96	STRATFORD PRIM.	Primary School	5	NQ5	1340	1 397	2	1 572	37	42.49	137.65				3.73	x											Enrollments already high, manage current enrolment	New Eersterivier PS to be complete in 2015/16	Maintenance 2022/23
97	TUSCANY GLEN PRIM.	Primary School	5	NQ5	1204	1 093	0	1 245	29	42.93	109.33				3.65														Maintenance 2021/22
98	TUSCANY GLEN SEC.	Secondary School	5	NQ5	0	0	872	1 115	27	41.30	96.84				3.38														Maintenance 2018/19
99	UWANDLE PRIM.	Primary School	5	NQ3	678	927	0	937	22	42.59	125.84				3.56														Maintenance 2025/26
100	MASIBAMBANE SEC	Secondary School	5	NQ1	1 436	1	1 525	1 722	33	53.81	115.84				3.69				x							Additional classrooms	Additional classrooms	Maintenance 2023/24	
101	SIMONSBURG PRIM.	Primary School	5	NQ5	1 046	1 458	0	1 468	41	36.29	106.63				3.93														Maintenance 2025/26
102	WESTCLIFF SPESIALE SKOOL	School of Skills	5		34	5	619		#DIV/0!	#DIV/0!																			Maintenance 2017/18
103	SIPHWO PRIM.	Primary School	6	NQ2	1293	1 092	0	1 222	27	45.26	136.56																		Maintenance 2023/24
104	KWAMFUNDU SEC.	Secondary School	6	NQ2	1603	0	922	1 211	32	37.84	78.27			WCE 299*(1452*)	3.84														Maintenance 2026/27
105	BLACKHEATH PRIM.	Primary School	6	NQ5	1591	1 559	0	1 647	48	34.31	112.99				3.34			x									Part replacement school and new Eersterivier PS	In MTEF Cycle 2017/18 for a replacement school	Maintenance 2028/29
106	BLACKHEATH SEC.	Secondary School	6	NQ5	1395	0	828	857	29	29.55	49.58				3.6	x											New Eersterivier SS	New Eersterivier SS	Maintenance 2022/23
107	BELLVILLE PRIM.	Primary School	6	NQ5	1498	607	0	610	24	25.42	64.06				3.38														Maintenance 2020/21
108	BELLVILLE-NOORD PRIM.	Primary School	6	NQ5	539	456	0	517	19	27.21	57.06				3.52														Maintenance 2020/21
109	BEVERLEY PARK PRIM.	Primary School	6	NQ5	1139	859	0	1 034	29	35.66	105.80				3.9				x								Additional classrooms	To receive 7 additional classrooms in 2016/17	Maintenance 2026/27
110	EERSTERIVIER SEK.	Secondary School	6	NQ5	1366	1	1 163	1 158	30	38.53	72.38				3.81														Maintenance 2023/24
111	ELOXOLWENI PRIM.	Primary School	6	NQ2	672	1 047	0	1 161	26	41.46	117.52			WCE 299*(1360*)	3.25														Maintenance 2024/25
112	FOREST HEIGHTS PRIM.	Primary School	6	NQ5	1315	1 162	0	1 133	44	25.75	98.05				3.5														Maintenance 2019/20
113	IGAHAYI SEC	Secondary School	6	NQ3	1136	0	813	939	30	31.30	110.26				3.14														Maintenance 2017/18
114	KUKHANYILE PUBL. PRIM.	Primary School	6	NQ2	1601	1 074	0	1 108	23	47.83	126.15				3.71														Maintenance 2026/27
115	MANTYANO HS.	Secondary School	6	NQ3	1160	2	1 216	1 293	26	48.73	95.24				3.65														Maintenance 2023/24
116	SOYISILE PRIM.	Primary School	6	NQ2	1075	1 163	0	1 228	27	45.48	129.40				3.69														Maintenance 2018/19
117	YOMELELA PRIM.	Primary School	6	NQ2	766	989	0	1 018	23	44.26	110.13				3.82														Maintenance 2023/24
118	KRISTA PRIM.	Primary School	6	NQ4	1071	995	0	1 163	29	40.10	104.82				3.97														Maintenance 2024/25
119	EBEN DONGES HS.	Secondary School	6	NQ5	843	0	573	731	31	23.58	50.20				3.62				x								Request for expansion	In MTEF Cycle for additional classrooms	Maintenance 2021/22
120	WALLACEDENE PRIM	Primary School	6	NQ3	0	1 677	0	1 641	31	52.94	146.15				4.89	x											New Wallacedene PS (Bloekombos) to bring alleviation to high enrolment.	New Wallacedene PS (Bloekombos)	Maintenance 2028/29
121	WATSONIA PRIM.	Primary School	6	NQ5	917	940	0	978	32	30.56	102.88				2.89			x									Replacement school	Replacement school	0
122	ACADEMY	Primary School	6	NQ5	910	0	999		#DIV/0!	#DIV/0!							x												#N/A
123	NOLUTHANDO SCH. FOR THE DEAF	Special School	6		94	22	307		#DIV/0!	#DIV/0!																			#N/A
124	BOTTELARY PRIM.	Primary School	7	NQ2	369	513	0	517	15	34.47	86.25			WCE 067(27)	3.15												Replacement school	School replacement to be complete in 2015/16	Maintenance 2025/26
125	BULLKROO SEC	Secondary School	7	NQ3	1657	0	775	983	32	30.72	60.36			WCE 299*(1360*)	3.25														Maintenance 2024/25
126	CHUMA PUBL. PRIM.	Primary School	7	NQ3	1382	1 135	0	1 411	32	44.09	125.04				3.24														Maintenance 2024/25
127	DE KUILEN HS.	Secondary School	7	NQ5	1133	0	1 445	1 448	41	35.32	95.20				4.23	x											Enrollments too high, new Jagtershof SS to alleviate the pressure on De Kullen HS	New Jagtershof SS to alleviate the pressure on De Kullen HS	Maintenance 2027/28
128	DE KUILEN PRIM.	Primary School	7	NQ5	827	1 111	0	1 231	44	27.98	91.64				3.75	x											School already too big with high enrollments. New Jagtershof PS to alleviate the pressure on De Kullen PS. Manage current enrollments	New Jagtershof PS	Maintenance 2022/23
129	HIGHBURY PRIMARY SCHOOL	Primary School	7	NQ4	0	433	0	575	0	#DIV/0!	#DIV/0!																		Maintenance 2026/27
130	KALKFONTEIN PRIM	Primary School	7	NQ4	0	1 289	0	1 337	32	41.78	119.07				3.93														Maintenance 2026/27
131	KULS RIVER PRIM.	Primary School	7	NQ4	1379	1 288	0	1 354	32	42.31	112.32				3.04				x								Replacement school	Replacement school to be complete in 2016/17	Maintenance 2028/29
132	ROUXVILLE PRIM	Primary School	7	NQ4	0	811	0	813	16	50.81	332.81	Mobile school			4.02				x								Replace mobile units with brick and mortar	Replace mobile units with brick and mortar	0
133	SAREPTA PRIM.	Primary School	7	NQ5	1015	1 109	0	1 115	29	38.45	103.23				3.04														Maintenance 2016/17
134	SAREPTA SEK.	Secondary School	7	NQ5	1213	0	1 104	1 146	29	39.50	74.10				3.53												Additional classrooms requested		Maintenance 2021/22
135	SILUVYISENI PUBL. PRIM.	Primary School	7	NQ3	953	949	0	1 217	25	48.68	132.54																		Maintenance 2026/27
136	SIZIMSELE SEC.	Secondary School	7	NQ3	781	0	764	937	27	34.70	65.																		

TEMPLATE 5.4: DISTRICT ANALYSIS - METRO EAST  
 USER DEPARTMENT: EDUCATION  
 [List sorted alphabetically per Education District\*, then \*Total Enrolment\*]

SCHOOL NAME	SCHOOL TYPE	CIRCUIT	QUINTILE	LEARNERS 10 YEARS AGO	PRIMARY	SECONDARY	TOTAL ENROL	TOTAL CLASSROOMS	TOTAL CLASSROOM RATIO	UTILISATION	PLANKIE SKOOL	LEASE SCHOOLS	ROUTES	CONDITION ASSESSMENT	New School	Receiving school	Repayment School	Additional Classrooms	Split Combined School	Decan LG&S	Close School	Purchase leased school	Upgrade of Hostel	New Hostel	D: IP&M Notes	Infrastructure Projects	MAINTENANCE PROJECTS
150 KHANYOLWETHU SEC	Secondary School	8	NQ3	1177	0	1 275	1 412	34	41.53	93.73			WCE 219*(82*) WCE 231(47)	3.43				x							Additional classrooms - high utilisation	additional classrooms	Maintenance 2018/19
151 SINAKO HIGH SCHOOL	Secondary School	8	NQ2	1216	0	1 175	1 286	25	51.44	109.73				3.28													Maintenance 2019/20
152 LORETO PRIM.	Primary School	8	NQ5	256	340	0	357	12	29.75	129.43		Institute of the Blessed Virgin Mary			x						x				Close school	New Disa Road PS	0
153 NOYOLO XAUKA PRIM	Primary School	8	NQ2	0	1 427	0	1 448	30	48.27	120.38																	Maintenance 2026/27
154 PAREL VALLEI HS.	Secondary School	8	NQ5	1057	0	1 271	1 288	42	30.19	98.86				4.69													Maintenance 2028/29
155 RUSTHOF PRIM.	Primary School	8	NQ4	1275	1 080	0	1 197	33	36.27	95.97				2.71											Replacement school	Recently replaced school	Maintenance 2027/28
156 RUSTHOF SEK.	Secondary School	8	NQ4	1020	0	1 013	1 067	32	33.34	71.52			WCE 395*(160*)	3.13													Maintenance 2016/17
157 SILUKHANYO PRIM	Primary School	8	NQ2	1118	1 415	0	1 398	28	48.93	124.50																	Maintenance 2028/29
158 SIR LOWRY'S PASS PRIM.	Primary School	8	NQ4	843	1 282	0	1 294	26	49.77	153.38			WCE 063*(1003*)	3.38	x										New PS and SS	New PS to alleviate the pressure	Maintenance 2018/19
159 STRAND SEK.	Secondary School	8	NQ4	919	0	770	1 002	29	34.55	79.73			WCE 395*(160*)	3.07													Maintenance 2016/17
160 TEMPERANCE TOWN PRIM.	Primary School	8	NQ4	299	932	0	990	20	49.50	115.79	Mobiles			3.57			x								Mobile classrooms	Replace mobile units with brick and mortar	Maintenance 2021/22
161 BELLVILLE HTS.	Secondary School	8	NQ5	1 158	0	846	1 012	25	40.48	72.56				3.61													Maintenance 2022/23
162 HOOFWEG PRIM.	Primary School	8	NQ3	1 355	1 172	0	1 332	33	40.36	112.98				3.93													Maintenance 2024/25
163 RUSTHOF SKOOL	Special School	8	.	0	0	0	1 771		#DIV/0!	#DIV/0!																	Maintenance 2025/26
164 HENDRIK LOUV LS.	Primary School	9	NQ5	774	1 068	0	1 163	35	33.23	101.67				3.85											Request for additional classrooms	Already have 35 classrooms	Maintenance 2023/24
165 LOCHNERHOF LS.	Primary School	9	NQ5	751	1 011	0	1 068	30	35.60	92.77				3.71													Maintenance 2022/23
166 NOKUZAMO HS	Secondary School	9	NQ3	0	0	901	924	11	84.00	#DIV/0!	Mobile school				x										New HS in UAMP - site pending	Replace mobile school on new site	0
167 NOKUZAMO PRIM.	Primary School	9	NQ3	0	726	0	813	3	271.00	#DIV/0!	Mobile school				x											Replace mobile school on new site	0
168 STRAND HS	Secondary School	9	NQ5	1096	1	1 163	1 186	42	28.24	60.84				3.16													Maintenance 2017/18
169 WESTERN CAPE SPORT SCHOOL	Secondary School	9	NQ4	0	0	332	361	19	19.00	#DIV/0!																	Maintenance 2028/29
170 BEAUMONT PRIM.	Primary School	9	NQ5	961	1 259	0	1 272	43	29.58	92.31				4.04													Maintenance 2027/28
171 CHRIS HANI SEC	Secondary School	9	NQ2	1561	0	1 214	1 281	41	31.24	104.63				3.53													Maintenance 2025/26
172 CHRISTMAS TINTO PRIM	Primary School	9	NQ3	0	1 367	0	1 475	27	54.63	190.67	Mobile school						x								Replacement school	Replace moile units with brick and mortar.	0
173 DANIE ACKERMANN PRIM.	Primary School	9	NQ5	990	903	0	1 051	27	38.93	105.29			WCE 063*(1003*) WCE 219*(82*)	3.1													Maintenance 2019/20
174 GORDON SEK.	Secondary School	9	NQ5	1324	0	1 204	1 250	25	50.00	101.88			WCE 063*(1003*) WCE 219*(82*)	3.24											Manage enrollments	To receive 7 additional classrooms in 2015/16.	Maintenance 2025/26
175 GORDONSBAAI LS.	Primary School	9	NQ5	487	672	0	706	26	27.15	98.67				4.07	x			x							New Gordons Bay HS		Maintenance 2027/28
176 NKAZIMLO PRIM.	Primary School	9	NQ2	1345	1 231	0	1 409	31	45.45	129.11				3.76													Maintenance 2022/23
177 SIMANYENE SEC.	Secondary School	9	NQ3	875	0	1 311	1 404	40	35.10	76.63																	Maintenance 2028/29
178 SOLOMON QATYANA PRIM.	Primary School	9	NQ3	0	1 375	0	1 392	33	42.18	123.97	Mobile school						x								Replacement school	Replace moile units with brick and mortar.	0
179 STRAND MOS PRIM.	Primary School	9	NQ4	750	929	0	929	32	29.03	145.13		Strand Moslem Council		3.56													Maintenance 2024/25
180 UMNQOPHISO PRIM.	Primary School	9	NQ2	1370	1 479	0	1 474	34	43.35	146.85			WCE 219(82*) WCE 297(32)	3.36													Maintenance 2024/25
181 WEST BANK HS	Secondary School	9	NQ3	1 106	0	668	713	28	25.46	64.79				3.52											New Kraaifontein HS to bring alleviation to over crowding.	New Kraaifontein HS	Maintenance 2020/21
182 BLOEKOMBOS SEC	Secondary School	9	NQ1	0	10	1 607	1 719	30	57.30	114.11				4.55	x												Maintenance 2027/28
183 HAPPY VALLEY PRIMARY SCHOOL	Primary School	9	NQ4	1 054	0	1 063		#DIV/0!	#DIV/0!																		#N/A
184 ALTENA PRIMARY SCHOOL	Primary School	9	.		#N/A	#N/A	218		#DIV/0!	#DIV/0!					x												#N/A



TEMPLATE 5.5: DISTRICT ANALYSIS - METRO NORTH  
USER DEPARTMENT: EDUCATION

[List sorted alphabetically per Education District\*, then "Total Enrolment"]

No	SCHOOL NAME	SCHOOL TYPE	CIRCUIT	QUINTILE	LEARNERS 10 YEARS AGO	PRIMARY	SECONDARY	TOTAL ENROL	TOTAL CLASSROOMS	TOTAL CLASSROOM RATIO	UTILISATION	PLANKIE SKOOL	LEASE SCHOOLS	ROUTES	CONDITION ASSESSMENT	New School	Receiving school	Replacement School	Additional Classrooms	Split Combined School	Decant to Gr 8&9	Close School	Purchase leased school	Upgrade of hostel	New Hostel	D-IP&M Notes	Infrastructure Projects	MAINTENANCE PROJECTS
1	MFULENI PRIM.	Primary School	1	NQ3	1156	1 128	0	1 248	29	43.03	133.99			WCE 299*(1360)*	3.6													Maintenance 2021/22
2	BARDALE PRIM.	Primary School	1	NQ3	0	1 412	0	1 438	29	49.59	119.83	Mobile school				x		x								Replace mobile school	Replace mobile school on same site	0
3	ITSITSA PRIM.	Primary School	1	NQ3	0	1 749	0	1 841	24	76.71	167.47															Replacement school	Replacement school to finish in 2015/16	Maintenance 2023/24
4	KASSELVLEI KOMPREHENSIEWE HS	Secondary School	1	NQ4	1 265	0	704	909	33	27.55	61.09																	Maintenance 2019/20
5	SYMPHONY SEK.	Secondary School	1	NQ4	926	0	607	629	26	22.46	46.96																	Maintenance 2018/19
6	VOORBRUG SEK.	Secondary School	1	NQ3	1 562	1	1 146	1 200	33	36.36	65.50																	Maintenance 2017/18
7	BOSMANSDAM PRIM.	Primary School	1	NQ5	750	876	0	885	31	28.55	70.31																	Maintenance 2027/28
8	PANORAMA LS.	Primary School	1	NQ5	1 304	1 349	0	1 516	50	30.32	75.10								x							Additional classrooms to replace old mobiles.	In MTEF Cycle for additional classrooms	Maintenance 2028/29
9	WOLRAAD VOLTMADE PRIM.	Primary School	1	NQ5	673	687	0	711	22	32.32	70.75																	Maintenance 2028/29
10	LEONSDALE PRIM.	Primary School	1	NQ4	251	272	0	284	16	17.75	53.80							x								Mergw with Esilwood PS		Maintenance 2018/19
11	PAROW HS.	Secondary School	1	NQ5	1 210	0	931	1 138	34	33.47	86.44																	Maintenance 2026/27
12	PAROW VOORB.	Primary School	1	NQ5	230	451	0	505	15	33.67	87.51																	Maintenance 2022/23
13	PAROW-NOORD PRIM.	Primary School	1	NQ5	402	724	0	764	22	34.73	92.40																	Maintenance 2027/28
14	PAROW-WES PRIM.	Primary School	1	NQ5	907	980	0	1 012	27	37.48	75.84																	Maintenance 2025/26
15	TYGERBERG HS.	Secondary School	1	NQ5	1 200	0	790	806	34	23.71	52.48																	Maintenance 2027/28
16	CLARKE PRIM.	Primary School	1	NQ4	420	420	0	463	31	14.94	56.71																	Maintenance 2025/26
17	EDWARD PRIM.	Primary School	1	NQ4	517	567	0	574	24	23.92	73.39																	Maintenance 2026/27
18	THE SETTLERS HS.	Secondary School	1	NQ5	1 177	0	1 268	1 263	42	30.07	64.68																	Maintenance 2022/23
19	CAREL DU TOIT SENTRUM.	Special School	1	.	84	0	146	146		#DIV/0!	#DIV/0!																	Maintenance 2024/25
20	TYGERBERG HOSPITAALSKOOL	Hospital School	1	.	15	0	15	15		#DIV/0!	#DIV/0!																	Maintenance 2028/29
21	CRAVENBERG SEK	Combined School	2	NQ5	1 263	507	696	1 319	47	28.06	102.33									x						Decant PS learners to Webstersraal PS or C.L. Wilmot PS. Receive secondary learners from Uitsig SS.		Maintenance 2026/27
22	FLORIDA SEK.	Secondary School	2	NQ4	925	0	654	831	33	25.16	66.17							x										Maintenance 2021/22
23	NEBO PRIM.	Primary School	2	NQ4	328	418	0	475	25	19.00	25.17							x								Merge with Northway PS		Maintenance 2019/20
24	NORTHWAY PRIM.	Primary School	2	NQ4	656	582	0	581	22	26.41	50.30	PLANKIE										x				Merge with Nebo PS		0
25	PAROVALLEI VOORB.	Primary School	2	NQ4	348	1 045	0	1 094	26	42.08	175.32																	Maintenance 2023/24
26	PREDENE PRIM.	Primary School	2	NQ4	907	0	1 116	1 116	29	38.46	104.20	PLANKIE							x							Replacement school	Replacement school	0
27	RAVENSMOED SEK.	Secondary School	2	NQ4	1 537	0	1 057	1 141	34	33.56	112.52																	Maintenance 2020/21
28	SAFFER PRIM.	Primary School	2	NQ4	681	810	0	628	25	33.12	81.89																	Maintenance 2025/26
29	VORENTOE PRIM.	Primary School	2	NQ4	378	469	0	565	11	51.36	46.01	ASBES' OPSLAAN GEBOU														Merge with Webstersraal PS		0
30	C.L. WILMOT PRIM.	Primary School	2	NQ3	379	536	0	571	19	30.05	77.10																	Maintenance 2017/18
31	EURECON PRIM.	Primary School	2	NQ4	520	593	0	620	33	18.79	86.69	Part Plankie School							x							Part replacement school	Replace plankie part of the school	Maintenance 2028/29
32	EUREKA PRIM.	Primary School	2	NQ4	859	706	0	794	25	31.76	106.80	Part Plankie School							x							Part replacement school	Replace plankie part of the school	Maintenance 2018/19
33	MATROOS. HOLY TRINITY RC PRIM.	Primary School	2	NQ4	891	815	0	839	26	32.27	123.90																	0
34	ST. ANDREW'S SEK.	Secondary School	2	NQ4	1 769	0	946	918	35	26.23	50.23																	Maintenance 2017/18
35	ST. AUGUSTINE'S RC PRIM. PAROW	Primary School	2	NQ5	1 157	966	0	1 127	32	35.22	85.13			Church									x			Consider purchasing this leased school	ASIDI replacement school to be complete in 2015/16.	Maintenance 2026/27
36	TYGERSIG PRIM.	Primary School	2	NQ3	614	634	0	714	23	31.04	62.61															Replacement school	In MTEF to be replaced.	Maintenance 2028/29
37	UTSIG PRIM.	Primary School	2	NQ3	833	756	0	765	31	24.68	72.76	BORD							x									0
38	UITZIG SEK.	Secondary School	2	NQ3	497	0	174	93	13	7.15	6.67	VOORAFVERVAARDIG														Consider closing school and decanting learners to surrounding schools, Cravenby SS.		0
39	FLITA SKOOL	Special School	2	.	0	0	191	191		#DIV/0!	#DIV/0!																	Maintenance 2025/26
40	HUSSELAND PREPRIM	Preprimary School	2	NQ4	23	0	64	64		#DIV/0!	#DIV/0!																	#N/A
41	PRESIDENT HS.	Secondary School	3	NQ5	923	0	586	609	23	26.48	46.87																	Maintenance 2019/20
42	SALVENE PRIM.	Primary School	3	NQ4	513	885	0	877	25	35.08	150.01																	Maintenance 2027/28
43	DE WAVEREN PRIM.	Primary School	3	NQ4	473	396	0	582	21	27.71	74.36																	Maintenance 2025/26
44	ELDENE PRIM.	Primary School	3	NQ4	299	436	0	456	15	30.40	77.06	ASBES EN HOUT							x									0
45	ELNOR PRIM.	Primary School	3	NQ4	314	519	0	603	26	23.19	79.12	Part Plankie School							x							Merge with Range PS	Replace plankie part of the school	Maintenance 2027/28
46	ELSIESRIVER SEK.	Secondary School	3	NQ4	1 660	0	1 355	1 657	37	44.76	94.65															Decant learners to Valhalla SS.		Maintenance 2017/18
47	ELSWOOD PRIM.	Primary School	3	NQ4	273	691	0	714	24	29.75	129.06												x			Merge with Leonsdale PS		0
48	ELSWOOD SEK.	Secondary School	3	NQ4	724	0	690	766	22	34.82	119.69																	Maintenance 2017/18
49	GOODWOOD KOLLEGE	Secondary School	3	NQ4	576	0	656	669	23	29.09	61.44																	Maintenance 2025/26
50	J.S. KOPPER PRIM.	Primary School	3	NQ4	1 216	896	0	983	33	29.79	106.76	PLANKIE														Replacement school	Replacement school	0
51	NORWOOD SENTRAAL PRIM.	Primary School	3	NQ4	697	740	0	757	23	32.91	118.51	BRICK AND PREFAB														Part replacement school	Replace plankie part of the school	0
52	RANGE PRIM.	Primary School	3	NQ4	272	262	0	270	10	27.00	32.77												x			Merge with Elnor PS		0
53	RANGE SEK.	Secondary School	3	NQ4	568	1	270	277	29	9.55	20.02																	Maintenance 2016/17
54	RUYTERWAGT VOORB.	Primary School	3	NQ4	396	683	0	711	18	39.50	108.99																	Maintenance 2025/26
55	VALHALLA PRIM.	Primary School	3	NQ4	798	905	0	1 066	28	38.07	120.16								x							Replacement school	In MTEF Cycle 2014/15 to receive replacement school.	Maintenance 2026/27
56	VALHALLA SEK.	Secondary School	3	NQ4	577	1	367	406	27	15.04	28.61								x							Receive some learners from Elsie'sriver SS		Maintenance 2027/28
57	WEBSTERSTRAAT PRIM.	Primary School	3	NQ4	714	500	0	507	27	18.78	67.00								x							Merge with Vorente PS		Maintenance 2026/27
58	ELSBURY PRIM.	Primary School	3	NQ4	515	517	0	520	19	27.37	100.44	PLANKIE														Replacement school	Replacement school	0
59	MATROOSFONTEIN PRIM.	Primary School	3	NQ4	734	569	0	755	32	23.59	147.83	Part Plankie School							x							Part replacement	Replace plankie part of school.	Maintenance 2028/29
60	FLORIDA VAARDIGHEIDSKOOL	School of Skills	3	.	0	0	212	212		#DIV/0!	#DIV/0!																	Maintenance 2025/26
61	SYMPHONY PRIM.	Primary School	4	NQ4	811	1 196	0	1 227	27	45.44	132.79																	Maintenance 2021/22
62	ABEDARE PRIM.	Primary School	4	NQ4	0	1 477	0	1 577	28	56.32	154.53																	Maintenance 2027/28
63	DELFT-SOUTH PRIM	Primary School	4	NQ4	1 075	1 327	0	1 584	50	31.68	148.99															Replacement school	Replacement school to finish in 2015/16	Maintenance 2026/27
64	GATEWAY PRIM	Primary School	4	NQ4	0	1 466	0	1 528	28	54.57	129.41	Mobile school							x							Replace mobile school		0
65	HINDLE HS.	Secondary School	4	NQ4	0	1 182	0	1 191	25	41.24	98.42																	Maintenance 2028/29
66	HINDLE ROAD WEST PRIM	Primary School																										

TEMPLATE 5.5: DISTRICT ANALYSIS - METRO NORTH

USER DEPARTMENT: EDUCATION

[List sorted alphabetically per Education District\*, then "Total Enrolment"]

No	SCHOOL NAME	SCHOOL TYPE	CIRCUIT	QUINTILE	LEARNERS 10 YEARS AGO	PRIMARY	SECONDARY	TOTAL ENROL	TOTAL CLASSROOMS	TOTAL CLASSROOM RATIO	UTILISATION	PLANKIE SKOOL	LEASE SCHOOLS	ROUTES	CONDITION ASSESSMENT	New School	Receiving school	Replacement School	Additional Classrooms	Split Combined School	Decant Gr 8&9	Close School	Purchase leased school	Upgrade hostel	New Hostel	D-IP&M Notes	Infrastructure Projects	MAINTENANCE PROJECTS		
83	RIEBECKSTRAAT PRIM.	Primary School	5	NQ4	1 002	1 265	0	1 259	28	44.96	165.50				3.41													Maintenance 2019/20		
84	DELFT PRIM.	Primary School	5	NQ4	1 463	1 334	0	1 377	33	41.73	118.96				3.6													Maintenance 2021/22		
85	DELFT TECHNICAL HS	Secondary School	5	NQ4	0	0	669	676	20	33.80	53.56																	Maintenance 2023/24		
86	ENDHOVEN PRIM.	Primary School	5	NQ4	1 271	1 214	0	1 263	29	43.55	124.01				3.74													Maintenance 2022/23		
87	LEIDEN PRIM.	Primary School	5	NQ4	0	810	0	937	24	39.04	122.24	Part Plankie School						x								Part replacement school	Replace plankie part of the school	Maintenance 2024/25		
88	LEIDEN SEC.	Secondary School	5	NQ4	0	0	1 026	1 355	26	52.12	117.68				3.14													Maintenance 2017/18		
89	MASIBAMBISANE SEC.	Secondary School	5	NQ4	1 600	0	995	1 193	27	44.19	123.08				3.7											Additional classrooms	In MTEF Cycle for additional classrooms	Maintenance 2022/23		
90	MASONWABE PRIM.	Primary School	5	NQ4	1 567	1 225	0	1 309	33	39.67	118.38				3.66													Maintenance 2025/26		
91	ROSENDAAL SEK.	Secondary School	5	NQ3	1 397	1	935	954	32	29.81	79.42	SEMENTSTEEN EN SIERSTEEN			3.63	x											New Delft HS	New Delft HS	Maintenance 2025/26	
92	ROSENDAAL LAER.	Primary School	5	NQ3	1 201	1 424	0	1 493	31	48.16	157.65																	Maintenance 2022/23		
93	VERGENDEGD PRIM.	Primary School	5	NQ4	1 358	1 434	0	1 508	34	44.35	146.69				3.41													Maintenance 2019/20		
94	WELWITSCHIA PRIM.	Primary School	5	NQ4	0	1 280	0	1 285	26	45.89	114.44				4.02													Maintenance 2027/28		
95	DE TYGER LAERSKOO	Primary School	5	NQ5	604	655	0	681	24	28.38	74.93				4.21													Maintenance 2027/28		
96	PAROW-OOS LS	Primary School	5	NQ5	652	833	0	826	24	34.42	92.45				3.7													Maintenance 2022/23		
97	OSIS SPECIAL SCHOOL	Special School	5		0	0	0	246		#DIV/0!	#DIV/0!																	Maintenance 2026/27		
98	MANZOMTOMBO SEC.	Secondary School	6	NQ3	0	0	1 626	1 642	30	54.73	100.82	Mobiles		WCE 299"(1360")	3.38			x									Replacement school	Replace mobile units with brick and mortar	Maintenance 2025/26	
99	NYAMEKO PRIM.	Primary School	6	NQ3	832	1 237	0	1 395	33	42.27	126.73																	Maintenance 2026/27		
100	BARDAL SEC.	Secondary School	6	NQ2	0	1	1 182	1 293	27	47.89	167.61	Mobile school					x		x								New Mtuni HS - site pending.	Replace mobile school on same site	0	
101	BELLVILLE-SUID PRIM.	Primary School	6	NQ4	468	587	0	607	17	35.71	76.19	HCOUT			3.07												Replacement school	Replace school	0	
102	BELLVILLE-SUID SEK.	Secondary School	6	NQ4	1 036	0	1 025	1 090	32	34.06	76.99	LIGITE MONTASIE EN STEEN			3.21												Part replacement school	Replace plankie part of school	0	
103	GOEIE HOOP PRIM.	Primary School	6	NQ4	685	835	0	886	27	32.81	119.72	Part Plankie School			3.1			x									Replacement school	ASIDI replacement school to finish in 2015/16	Maintenance 2028/29	
104	KASSELVLEI PRIM.	Primary School	6	NQ4	683	948	0	958	29	33.03	98.39				3.33													Maintenance 2026/27		
105	MFULENI SEC.	Secondary School	6	NQ3	0	0	1 259	1 341	27	49.67	89.02				3.63												Replacement school		Maintenance 2021/22	
106	MZAMOMTSHA PRIM.	Primary School	6	NQ3	469	341	0	383	13	29.46	80.95				3.59													Maintenance 2021/22		
107	NALUKAMVA PRIM.	Primary School	6	NQ3	1 289	1 423	0	1 526	28	54.50	155.71							x								Replacement school	Replacement school to finish 2015/16.	Maintenance 2023/24		
108	WINSLEY PRIM.	Primary School	6	NQ4	675	592	0	599	29	20.66	64.52	BISONBORD			3.4			x									Replacement school	Replace plankie school	0	
109	BOSTON PRIM.	Primary School	6	NQ5	638	589	0	672	21	32.00	92.17				3.4														Maintenance 2018/19	
110	D.F. MALAN HS.	Secondary School	6	NQ5	1 219	0	1 061	1 077	43	25.05	92.17				3.73														Maintenance 2022/23	
111	TOTIUS PRIM.	Primary School	6	NQ5	363	556	0	616	25	24.64	66.07				3.46														Maintenance 2020/21	
112	WREDELUST PRIM.	Primary School	6	NQ5	405	516	0	522	16	32.63	80.14				3.51														Maintenance 2020/21	
113	WELGEMOED PRIM.	Primary School	6	NQ5	645	790	0	800	30	26.67	63.96				4.04														Maintenance 2027/28	
114	ATHLONE SKOOL VIR BLINDES	Special School	6		112	88	296			#DIV/0!	#DIV/0!																		#N/A	
115	PARLIAMENT STREET PRIMARY SCHOOL	Primary School	6	NQ3		1 029	0	1 137																					#N/A	
116	ATTIE VAN WYK V GK PRIM.	Primary School	7	NQ3	116	281	0	295	5	59.00	185.57		Mr A Louw	WCE 224"(90")	3.46						x							Close school in longer term		0
117	BLUE MOUNTAINS PRIM.	Primary School	7	NQ3	112	231	0	236	7	33.71	64.41		MJ De Wit		3.88						x							Close school in longer term		0
118	FISANTKRAAL HS	Secondary School	7	NQ1	0	2	796	945	26	36.35	82.89			WCE 423"(232") WCE 424"(39")	4.55														Maintenance 2027/28	
119	KLIPHEUWEL PRIM.	Primary School	7	NQ3	237	362	0	367	9	40.78	90.14	Diocese of Saldanha Bay		WCE 423"(232") WCE 565(239)				x	x								Receive learners from Kersboslaagte PS. Replace school on a non-leased site. Introduce English MOI	Replacement school - site pending	0	
120	MEULENHOF PRIM.	Primary School	7	NQ3	436	683	0	718	17	42.24	115.14																		Maintenance 2023/24	
121	PHILADELPHIA PRIM.	Primary School	7	NQ5	140	193	0	232	9	25.78	116.17																		Maintenance 2023/24	
122	TREVOR MANUEL PRIM.	Primary School	7	NQ1	1 190	1 285	0	1 344	35	38.40	106.54			WCE 424"(39") WCE 448(79)	3.21	x											New PS due to Garden Cities housing development	New Fisantekraal PS	Maintenance 2018/19	
123	VISSERSHOK PRIM.	Primary School	7	NQ3	356	557	0	612	15	40.80	93.95				4.03														Maintenance 2027/28	
124	BOSMANSDAM HS.	Secondary School	7	NQ5	832	1	784	810	24	33.75	58.91				3.13				x								Request for expansion Decant secondary learners to surrounding HS's.	In MTEF Cycle for additional classrooms	Maintenance 2028/29	
125	ALPHA PRIM.	Intermediate School	7	NQ4	786	821	130	938	31	30.26	104.42			WCE 224"(90") WCE 423"(232")	3.21						x								Maintenance 2018/19	
126	DURBANVILLE HS.	Secondary School	7	NQ5	857	2	936	937	29	32.31	71.99				3.91	x											New Langeberg/Cape Gate HS to bring alleviation to high enrolment	New Langeberg/Cape Gate HS	Maintenance 2024/25	
127	DURBANVILLE PRIM.	Primary School	7	NQ5	863	1 141	0	1 145	37	30.95	95.34				3.64	x											New Langeberg/Cape Gate PS to bring alleviation to high enrolment	New Langeberg/Cape Gate PS	Maintenance 2021/22	
128	DURBANVILLE VOORB.	Primary School	7	NQ5	670	748	0	1 054	27	39.04	108.29				4.06														Maintenance 2027/28	
129	EVERSDAL PRIM.	Primary School	7	NQ5	1 110	1 278	0	1 295	43	30.12	81.27				3.89														Maintenance 2023/24	
130	FAIRMONT HS.	Secondary School	7	NQ5	1 199	0	1 300	1 343	50	26.86	65.04				4.21														Maintenance 2027/28	
131	GENE LOUW PRIM.	Primary School	7	NQ5	1 100	1 739	0	1 725	60	28.75	91.78				4.12														Maintenance 2027/28	
132	KENRIDGE PRIM.	Primary School	7	NQ5	1 408	1 408	0	1 603	61	26.28	75.29				4.13														Maintenance 2023/24	
133	STELLENBERG HS.	Secondary School	7	NQ5	1 414	0	1 401	1 422	44	32.32	61.71				3.84														Maintenance 2023/24	
134	THE VALLEY PRIM.	Primary School	7	NQ3	168	176	0	179	7	25.57	57.32	Diocese of Saldanha Bay			3.3													Keep open for now		0
135	TAFELBERGSKOOL	Special School	7			220	169	388			#DIV/0!	#DIV/0!																	Maintenance 2026/27	
136	BEAUVALLOON SEK.	Secondary School	8	NQ4	692	0	209	172	33	5.21	10.29	PREFAB AND BRICKS			3.09							x						Close school - decant learners to Arcadia SS and John Ramsey SS.		0
137	NOOTGEDAGHT PRIM.	Primary School	8	NQ4	886	896	0	896	28	32.00	115.11				3.19														Maintenance 2016/17	
138	PARKVALE PRIM.	Primary School	8	NQ4	769	1 012	0	1 078	28	38.50	84.42																		Maintenance 2024/25	
139	DE VRIJE ZEE PRIM.	Primary School	8	NQ5	726	759	0	767	28	27.39	68.32																		Maintenance 2026/27	
140	EDGEMAD HS.	Secondary School	8	NQ5	1 280	2	1 202	1 208	45	26.84	52.16																		Maintenance 2024/25	
141	EDGEMAD PRIM.	Primary School	8	NQ5	1 216	1 068	0	1 279	42	30.45	67.91																		Maintenance 2024/25	
142	FAIRBAIN COLLEGE	Secondary School	8	NQ5	1 000	0	882	946	31	30.52	62.99	OOK																	Maintenance 2024/25	
143	GOODWOOD PARK PRIM.	Primary School	8	NQ5	1 336	1 258	0	1 254	39	32.15	78.99	OPSLAANKLASSE						x									Part replacement school	Replace plankie part of the school	Maintenance 2024/25	
144	J.G. MEIRING HS.	Secondary School	8	NQ5	979	1	982	1 016	3																					

TEMPLATE 5.5: DISTRICT ANALYSIS - METRO NORTH  
 USER DEPARTMENT: EDUCATION  
 [List sorted alphabetically per Education District\*, then "Total Enrolment"]

SCHOOL NAME	SCHOOL TYPE	CIRCUIT	QUINTILE	LEARNERS 10 YEARS AGO	PRIMARY	SECONDARY	TOTAL ENROL	TOTAL CLASSROOMS	TOTAL CLASSROOM RATIO	UTILISATION	PLANKIE SKOOL	LEASE SCHOOLS	ROUTES	CONDITION ON ASSESSMENT	New School	Receiving school	Replacement School	Additional Classrooms	Split Combined School	Decant Gr 8&9	Close School	Purchase leased school	Upgrade hostel	New Hostel	D: IP&M Notes	Infrastructure Projects	MAINTENANCE PROJECTS	
152 HELDERBERG PRIM.	Primary School	8	NQ4	394	480	0	678	23	29.48	71.23				3.38													Maintenance 2019/20	
153 HILLSIDE PRIM.	Primary School	8	NQ4	375	586	0	606	15	40.40	137.97	Part Plankie School			3.24		x	x								Receive learners from Valpark	Replace plankie part of the school	Maintenance 2026/27	
154 JOHN RAMSAY HS.	Secondary School	8	NQ4	622	0	904	965	36	26.81	63.87	PLANKIE			3.38			x								Part replacement school	Replace plankie part of the school	Maintenance 2020/21	
155 LAVISRUYLAAN PRIM.	Primary School	8	NQ4	173	208	0	219	14	15.64	52.91	VOORAFGEFABRISEER & STEEN			3.06						x					Merge with Bishop Lavis PS		0	
156 RIVERTON PRIM.	Intermediate School	8	NQ4	330	373	0	389	16	24.31	47.35				3.39													Maintenance 2026/27	
157 VALPARK PRIM.	Primary School	8	NQ4	495	320	0	360	28	12.86	37.32				3.13							x				Close school and decant learners to Bergville and Hillside. Use Valpark facility as the new Beauvalen SS.		0	
158 BISHOPS SCHOOL OF SKILLS	School of Skills	8		0	1	337			#DIV/0!	#DIV/0!																	Maintenance 2024/25	
159 BUREN HS.	Secondary School	9	NQ4	574	0	452	500	20	25.00	38.34				2.76													Maintenance 2017/18	
160 MILNERTON PRIM.	Primary School	9	NQ5	570	604	0	614	22	27.91	78.55				3.04				X							Request from district for school expansion	Additional classrooms should be provided in future	Maintenance 2017/18	
161 TYGERHOF PRIM.	Primary School	9	NQ4	338	617	0	659	19	34.68	90.03	Part Plankie School			2.97			X								Replacement school	Replace part plankie	0	
162 WOODBRIDGE PRIM.	Primary School	9	NQ5	318	774	0	776	23	33.74	89.72				3.38													Maintenance 2024/25	
163 YSTERPLAAT JUNIOR PRIM.	Primary School	9	NQ4	399	474	0	630	16	39.38	90.73				2.73													Maintenance 2017/18	
164 YSTERPLAAT PRIM.	Primary School	9	NQ4	434	505	0	500	12	41.67	76.99				2.73													Maintenance 2027/28	
165 BLOUBERG RIDGE PRIM.	Primary School	9	NQ5	828	1 005	0	1 025	28	36.61	121.66	PREFAB TIMBER			3.16											Part replacement school	Received money to replace pre-fabs	Maintenance 2026/27	
166 BLOUBERGGRANT SEC	Secondary School	9	NQ5	0	0	498	622	27	23.04	54.02			WCE 615(0)	3.21													Maintenance 2025/26	
167 DU NOON PRIM	Primary School	9	NQ3	0	1 211	0	1 417	31	45.71	126.52				2.92	x		x								Replacement school and request for new school in area.	ASIDI replacement school. New Doornbach PS.	Maintenance 2026/27	
168 INKWENKWEZI SEC	Secondary School	9	NQ3	896	7	1 014	1 180	17	69.41	131.74				3.93	x										Request for new school in area.	New Doornbach HS	Maintenance 2025/26	
169 MARCONI BEAM PRIM	Primary School	9	NQ4	1 185	1 575	0	1 632	30	54.40	136.87				3.82													Maintenance 2028/29	
170 MILNERTON HS.	Secondary School	9	NQ5	827	0	894	1 106	34	32.53	69.02				4.16				x							Request for additional classrooms to accommodate school on one campus.	Additional classrooms	Maintenance 2028/29	
171 SEAMOUNT PRIMARY	Primary School	9	NQ5	358	355	0	356	13	27.38	90.23				3.68				x							Request for expansion	In MTEF Cycle for additional classrooms	Maintenance 2025/26	
172 SENENJONGO HS	Secondary School	9	NQ4	362	0	941	1 030	18	57.22	149.62	MOBILE UNITS						x								Replacement school	School in construction on a new site.	Maintenance 2028/29	
173 SOPHAKAMA PRIM.	Primary School	9	NQ3	1 516	1 445	0	1 489	37	40.24	91.18				3.65			x								Replacement school	ASIDI replacement school to finish 2015/16.	Maintenance 2026/27	
174 SUNNINGDALE PRIM	Primary School	9	NQ5	0	742	0	925	35	26.43	#DIV/0!															Recently completed new school		Maintenance 2024/25	
175 TABLE VIEW HS.	Secondary School	9	NQ5	1 181	3	976	1 001	35	28.60	59.60																	Maintenance 2025/26	
176 TABLE VIEW PRIM.	Primary School	9	NQ5	1 461	1 471	0	1 499	38	39.45	89.62																	Maintenance 2025/26	
177 WEST RIDING PRIM	Primary School	9	NQ4	0	928	0	985	28	35.18	87.72				3.69													Maintenance 2028/29	
178 DE GRENDEL SPESIALE SKOOL	School of Skills	9		0	0	525			#DIV/0!	#DIV/0!																	Maintenance 2019/20	
179 SILVERLEAF PRIMARY SCHOOL	Primary School	9	NQ3	324	1	2 022	#DIV/0!	#DIV/0!	#DIV/0!																		#N/A	
180 ATLANTIS SEK.	Secondary School	10	NQ5	1 878	0	1 510	1 558	39	39.95	101.64			WCE 078*(186*) WCE 111*(1108*) WCE 443*(84*)	2.97	x										Request for new HS in Atlantis	New Witsand HS	Maintenance 2016/17	
181 AYONDALE PRIM.	Primary School	10	NQ5	753	1 078	0	1 087	31	35.06	112.84	PLANKIE			3.12			x								Replacement school	Replace plankie school	0	
182 BERZELA PRIM.	Primary School	10	NQ4	478	466	0	483	23	21.00	64.62	PLANKIE			2.97			x								Replacement school	Replace plankie school	0	
183 GROSVENOR PRIM.	Primary School	10	NQ4	756	840	0	973	32	30.41	86.38				2.91													Maintenance 2016/17	
184 HERMESLAAN PRIM.	Primary School	10	NQ4	522	925	0	947	27	35.07	110.70				3.38													Maintenance 2019/20	
185 KERRIA PRIM.	Primary School	10	NQ5	777	1 324	0	1 324	29	45.66	115.53			WCE 078*(186*) WCE 365*(240*)	3.11	x										New PS not priority at present. Under-utilised schools should increase enrolment first.	New Witsand PS	Maintenance 2016/17	
186 MAMRE PRIM.	Intermediate School	10	NQ4	822	751	0	758	25	30.32	83.19																	Maintenance 2023/24	
187 MELKOS HIGH SCHOOL	Secondary School	10	NQ5	0	0	560	737	27	27.30	37.71				4.35													Maintenance 2027/28	
188 PARKVIEW PRIM.	Primary School	10	NQ4	750	712	0	845	25	33.80	82.72			WCE 078*(186*)	2.99			x									ASIDI replacement school to finish 2015/16	Maintenance 2028/29	
189 PELLA MOR PRIM.	Primary School	10	NQ3	280	377	0	405	12	33.75	103.17	MUUR EN HOUTPANELE	Moravian Church		3.13								x			Consider purchasing leased school.		0	
190 PROTEA PARK PRIM.	Primary School	10	NQ4	787	910	0	911	24	37.96	130.11			WCE 078*(186*)	3.39			x								Replacement school	Replace plankie school	0	
191 PROTEUS SEK.	Secondary School	10	NQ5	1 517	0	1 047	1 205	32	37.66	73.28			WCE 078*(186*) WCE 111*(1108*) WCE 365*(240*) WCE 443*(84*)	3.26													Maintenance 2016/17	
192 REYGERSDAL PRIM.	Primary School	10	NQ4	878	1 080	0	1 119	26	43.04	120.44			WCE 078*(186*)	3.19														Maintenance 2019/20
193 ROBINVALE HS	Secondary School	10	NQ5	1 324	1	1 180	1 196	32	37.38	90.06			WCE 078*(186*) WCE 111*(1108*) WCE 443*(84*)	3.51													Maintenance 2019/20	
194 SAXONSEA PRIM.	Primary School	10	NQ4	1 393	1 416	0	1 452	31	46.84	111.45				2.98														Maintenance 2026/27
195 SAXONSEA SEK.	Secondary School	10	NQ4	1 138	0	1 007	1 302	25	52.08	110.80			WCE 111*(1108*)	3.27														Maintenance 2025/26
196 VAATJIE MOR PRIM.	Primary School	10	NQ2	150	164	0	183	8	22.88	128.58			WCE 365*(240*) WCE 654 (20)												Keep open for now		0	
197 VAN RIEBEECKSTRAND LS.	Primary School	10	NQ5	657	1 079	0	1 127	42	26.83	113.14				3.4	x											New Melkbosstrand PS	ASIDI replacement school to finish 2015/16	Maintenance 2025/26
198 WESFLEUR PRIM.	Primary School	10	NQ5	1 273	1 644	0	1 706	34	50.18	127.74			WCE 078*(186*)	3.08			x								Replacement school		Maintenance 2026/27	
199 ATLANTIS VAARDIGHEIDSKOOL	School of Skills	10		53	0	270			#DIV/0!	#DIV/0!																	Maintenance 2021/22	
200 MELKOS PREPRIM.	Preprimary School	10	NQ5	77	0	154			#DIV/0!	#DIV/0!																	#N/A	
201 ROBINHILL SPECIAL SCHOOL	Special School	10		2	0	190			#DIV/0!	#DIV/0!																	Maintenance 2026/27	

TEMPLATE 5.6: DISTRICT ANALYSIS - METRO SOUTH  
USER DEPARTMENT: EDUCATION

[List sorted alphabetically per Education District\*, then "Total Enrolment"]

No	SCHOOL NAME	SCHOOL TYPE	CIRCUIT	QUINTILE	LEARNERS 10 YEARS AGO	PRIMARY	SECONDARY	TOTAL ENROL	TOTAL CLASSROOMS	TOTAL CLASSROOM RATIO	UTILISATION	PLANKIE SKOOL	LEASE SCHOOLS	ROUTES	CONDITION ASSESSMENT	New School	Receiving school	Replacement school	Additional classrooms	Split Combined School	Decan Gr 8&9	Close School	Purchase leased school	Upgrade of hostel	New Hostel	D: IFEM Notes	Infrastructure Projects	MAINTENANCE PROJECTS		
1	MASIPHUMELELE HS	Secondary School	1	NQ3	912	0	1 020	1 124	27	41.63	74.61			WCE 325*(162*)	3.16				x								enrolment	Additional classrooms	Maintenance 2017/18	
2	SUN VALLEY PRIM.	Primary School	1	NQ5	690	896	0	899	26	32.11	79.84				3.83														Maintenance 2026/27	
3	UKHANYO PRIM.	Primary School	1	NQ2	1 247	1 792	0	1 847	36	51.31	129.61			WCE 325*(162*)	2.96												schools.		Maintenance 2016/17	
4	OTTERY ROAD (METH.) PRIM.	Primary School	1	NQ5	345	258	0	287	7	41.00	105.21		Church of SA		2.82														0	
5	WITTEBOME HS.	Secondary School	1	NQ5	919	0	832	873	22	39.68	69.17				3.1														Maintenance 2017/18	
6	WYNBERG GIRLS' HS.	Secondary School	1	NQ5	887	0	931	937	28	33.46	62.61				4.32														Maintenance 2027/28	
7	WYNBERG GIRLS' JUNIOR.	Primary School	1	NQ5	634	672	0	683	26	26.37	62.91				4.3														Maintenance 2027/28	
8	BUCK ROAD PRIM.	Primary School	1	NQ5	548	830	0	874	28	31.21	115.15				2.82			x								Replacement School	Replacement school to finish in 2014/15	Maintenance 2025/26		
9	DIETRICH MOR PRIM.	Primary School	1	NQ2	286	268	0	273	9	30.33	111.95		Church of SA	WCE 282(87)	3.15												Keep open		Maintenance 2026/27	
10	FAIRMOUNT SEC.	Secondary School	1	NQ5	1 234	0	799	893	27	33.07	81.65				3.47														Maintenance 2026/27	
11	FAIRVIEW PRIM.	Primary School	1	NQ5	947	955	0	995	28	35.54	96.40				4.28											Replacement school	Replacement school to finish 2015/16	Maintenance 2027/28		
12	HYDE PARK PRIM.	Primary School	1	NQ4	773	972	0	976	30	32.53	103.66			VOORAFVERVAARDIG	3.13												Replacement school	Replacement school	0	
13	MONTAGUS' GIFT PRIM.	Primary School	1	NQ4	377	510	0	525	27	19.44	65.83			PLANKIE	2.59			x									Replacement school	Replacement school	0	
14	PARKWOOD PRIM.	Primary School	1	NQ4	492	634	0	652	16	40.75	113.76			VOORAFVERVAARDIG	2.99			x									Replacement school	Replacement school	0	
15	STEPHENWEG PRIM.	Primary School	1	NQ4	661	628	0	636	22	29.00	87.42				3.05														Maintenance 2017/18	
16	INTSEBENZISWANO SEC	Secondary School	1	NQ2	1 039	0	1 250	1 248	27	46.22	87.56				3.61				x								Additional classrooms	Additional classrooms	Maintenance 2022/23	
17	MASIVUKU PRIM.	Primary School	1	NQ2	1 267	1 349	0	1 403	31	45.26	144.06				3.81					x							Additional classrooms	Additional classrooms in MTEF	Maintenance 2023/24	
18	SIYAZAKHA PRIM.	Primary School	1	NQ2	1 027	1 347	0	1 400	27	51.85	127.46				4.18					x							Additional classrooms	Additional classrooms	Maintenance 2027/28	
19	HARVESTER PRIM.	Primary School	1	NQ5	593	1 049	0	1 077	28	36.46	110.30				3.85														Maintenance 2025/26	
20	PARKHURST PRIM.	Primary School	1	NQ5	1 127	1 066	0	1 253	26	48.19	119.41				3.52												Additional classrooms requested	Additional classrooms	Maintenance 2022/23	
21	WESTRIDGE SEC.	Secondary School	1	NQ5	1 172	0	772	991	29	34.17	55.67				3.15														Maintenance 2017/18	
22	KHANYA PRIM	Primary School	1	NQ2	972	1 347	0	1 372	30	45.73	134.34			WCE 495*(1264)	3.21			x									Replacement school on new site	Replacement school on new site to be complete in 2015/16	Maintenance 2026/27	
23	HELENGISA PRIM	Intermediate School	2	NQ3	1 064	940	171	1 265	30	42.17	111.09				3.1						x					Decant secondary learners to surrounding HS		Maintenance 2017/18		
24	CONSTANTIA PRIM.	Primary School	2	NQ4	257	220	0	271	11	24.84	57.36				3.06							x				Decant learners to surrounding schools		0		
25	MUHAMMADDEYAH MOS PRIM.	Primary School	2	NQ5	862	680	0	757	21	36.06	100.16		Muslim Education Trust		3.49								x				Consider purchasing this leased school	Purchase leased school	0	
26	NORMAN HENSHILWOOD HS.	Secondary School	2	NQ5	653	1 108	0	1 077	31	34.74	127.38				4.12														Maintenance 2027/28	
27	SOUTHFIELD PRIM.	Primary School	2	NQ5	301	367	0	432	12	36.00	42.48				3.35														Maintenance 2019/20	
28	TYMOUR HALL PRIM.	Primary School	2	NQ5	660	701	0	701	25	28.04	60.69				3.63														Maintenance 2022/23	
29	WYNBERG SEK.	Secondary School	2	NQ5	787	0	704	726	19	38.21	79.94		HARD BOARD		3.25			x									Replacement school on a new site	Replacement school	0	
30	ST. CLEMENTS RC PRIM.	Primary School	2	NQ5	291	277	0	294	17	17.29	52.52				3.25												Decant secondary learners to surrounding HS's and replace plankie school	Replacement school	0	
31	ANDILE PRIM.	Intermediate School	2	NQ3	832	599	82	837	29	28.86	86.33			VOORAFVERVAARDIG	2.94			x			x						Decant secondary learners to surrounding HS's	Replacement school	0	
32	NOMLINGANISELO PRIM.	Intermediate School	2	NQ3	659	902	102	1 042	25	41.68	116.82				3.05						x								Maintenance 2017/18	
33	SITHEMBELE MATISO SEC	Secondary School	2	NQ3	1 530	0	1 017	1 113	26	42.81	117.92			VOORAFVERVAARDIG	3.15				x								Replacement school	Replace plankie part of school.	Maintenance 2025/26	
34	SONWABO PRIM.	Primary School	2	NQ3	965	844	0	976	23	42.43	108.62				3.49															Maintenance 2020/21
35	A.Z. BERMAN PRIM.	Primary School	2	NQ4	1 216	1 286	0	1 380	38	36.32	113.17				3.64															Maintenance 2022/23
36	TOVAL NORTH SEC.	Secondary School	2	NQ4	1 344	0	1 156	1 344	34	33.41	84.70				3.24															Maintenance 2017/18
37	CARADALE PRIM.	Primary School	2	NQ4	475	1 081	0	1 121	29	38.66	134.29				3.64															Maintenance 2019/19
38	HAZELDENE PRIM.	Primary School	2	NQ5	633	937	0	990	23	43.04	96.52			PLANKIE	3.92				x								Replacement school	Replacement school	0	
39	HUGLIENOT PRIM.	Primary School	2	NQ4	1 156	1 220	0	1 214	31	39.16	113.42				3.82															Maintenance 2023/24
40	LITTLEWOOD PRIM.	Primary School	2	NQ4	1 244	1 206	0	1 296	34	38.18	108.65				3.41															Maintenance 2020/21
41	MITCHELL HEIGHTS PRIM.	Primary School	2	NQ4	0	1 315	0	1 323	29	45.82	118.31				3.83															Maintenance 2025/26
42	SPINE ROAD SEC.	Secondary School	2	NQ5	1 346	0	1 320	1 327	33	40.21	103.56				3.83															Maintenance 2023/24
43	TAPELSIG PRIM.	Primary School	2	NQ4	1 133	1 019	0	1 189	33	36.03	97.69				3.54												New Tafelsig PS requested	New PS in Tafelsig area	Maintenance 2022/23	
44	TAPELSIG SEC.	Secondary School	2	NQ4	1 245	0	1 071	1 103	38	23.03	98.19				3.18			x												Maintenance 2019/20
45	ADAPESKOOL	Special School	2		175	0		198						#DIV/0!																Maintenance 2021/22
46	OTTERY JEUGSORGEN	Youth Centre	2		33	25	56																							Maintenance 2019/20
47	ONDERWYSSENTRUM	Primary School	3	NQ5	309	422	0	436	16	27.25	132.09				3.55		x										Receive learners from Paul Greyling.		Maintenance 2022/23	
48	FISH HOEK HS.	Secondary School	3	NQ5	722	0	990	1 014	35	28.97	81.42				3.76															Maintenance 2023/24
49	FISH HOEK PRIM.	Primary School	3	NQ5	654	930	0	925	32	28.91	99.90				3.29															Maintenance 2020/21
50	FLOREAT PRIM.	Primary School	3	NQ5	535	592	0	634	25	25.36	63.08				2.98															0
51	PAUL GREYLING PRIM.	Primary School	3	NQ5	159	157	0	182	8	22.75	48.96				3.19								x				Merge with Bay PS		0	
52	ST. MARY'S RC PRIM.(RETREAT)	Primary School	3	NQ4	587	621	0	738	19	38.84	99.33		Archdiocese of Cape Town		3.41															Maintenance 2026/27
53	HEATHFIELD HS.	Secondary School	3	NQ5	882	0	719	915	26	35.19	60.55																			Maintenance 2020/21
54	IMMACULATA RK SEC.	Secondary School	3	NQ5	525	0	387	461	15	30.73	72.38				3.32							x					Consider purchasing this leased school	Purchase leased school	0	
55	ST. ANTHONY'S RC PRIM.	Primary School	3	NQ5	705	497	0	530	20	26.50	76.59																			0
56	ZEEKOEVLIE PRIM.	Primary School	3	NQ4	433	767	0	792	32	24.75	91.71				2.07				x								Replacement school	Replacement school to finish in 2016/17	Maintenance 2025/26	
57	ZEEKOEVLIE SEC.	Secondary School	3	NQ5	658	0	770	800	38	21.05	108.84			VOORAFVERVAARDIG	3.01			x									Upgrade & rehabilitation	Upgrade & rehabilitation to finish in 2018/19	0	
58	BONGOETHU PRIM.(NYANGA)	Primary School	3	NQ2	1 046	897	0	1 066	31	34.39	160.81				3.49															Maintenance 2021/22
59	ENTSHONA PRIM.	Primary School	3	NQ2	840	1 064	0	1 083	30	36.10	109.39																Recently replaced school		Maintenance 2029/29	
60	MAZAMONILE PRIM.	Primary School	3	NQ2	1 493	1 192	0	1 192	32	36.12	104.73				3.59															Maintenance 2022/23
61	SINEHEMBA SEC.	Secondary School	3	NQ2	1 671	0	1 110	1 413	32	44.16	105.69				3.8															Maintenance 2023/24
62	JAMALCAWEG PRIM.	Primary School	3	NQ5	575	791	0	900	26	34.62	107.37				3.38															

USER DEPARTMENT: EDUCATION

[List sorted alphabetically per Education District", then "Total Enrolment"]

Page 110 OF 223

[List sorted alphabetically per Education District", then "Total Enrolment"]

SCHOOL NAME	SCHOOL TYPE	CIRCUIT	QUINTILE	LEARNERS 18 YEARS AGO	PRIMARY	SECONDARY	TOTAL ENROL	TOTAL CLASSROOMS	TOTAL CLASSROOM RATIO	UTILISATION	PLANKIE SKOOL	LEASE SCHOOLS	ROUTES	CONDITION ASSESSMENT	New School	Recreation school	Repairs school	Additional classrooms	Split combined school	Decan (Gr 8&9)	Close school	Purchase leased school	Upgrade of hostel	New Hostel	0: P&M Notes	Infrastructure Projects	MAINTENANCE PROJECTS	
144 KRISTENHOFF PRIM.	Primary School	7	NQ5	707	849	0	850	31	27.42	82.67				3.56													Maintenance 2022/23	
145 LOTUS SEK.	Secondary School	7	NQ5	598	0	307	363	13	27.92	52.49				3.36													Maintenance 2020/21	
146 PLANTATION PRIM.	Primary School	7	NQ5	802	701	0	829	12	69.08	82.49				4.36			x									Replacement school	Replacement school to finish in 2015/16	Maintenance 2027/28
147 LINGE PRIM.	Intermediate School	7	NQ2	686	781	0	894	24	37.25	96.21				3.16						x						Decant secondary learners to surrounding HS's		Maintenance 2018/19
148 HEINZ PARK PRIM.	Primary School	7	NQ2	644	1 041	0	1 210	30	40.33	95.87				3.91												Management enrolments		Maintenance 2024/25
149 PHILIP SEK.	Secondary School	7	NQ2	0	718	0	451	13	55.23	83.07				3.53			x									Replacement school	Replace school on a new site.	Maintenance 2020/21
150 CORNFLOWER PRIM.	Primary School	7	NQ4	1 194	1 360	0	1 394	33	42.34	114.62				3.2														Maintenance 2019/20
151 HYACINTH PRIM.	Primary School	7	NQ5	830	1 318	0	1 378	32	43.06	157.95				3.14														Maintenance 2017/18
152 LANTANA PRIM.	Primary School	7	NQ5	951	1 200	0	1 245	31	40.16	124.95				3.49														Maintenance 2021/22
153 LENTIGOUR SEC.	Secondary School	7	NQ5	1 203	0	966	1 203	30	40.10	92.11				3.12														Maintenance 2017/18
154 MEADOWRIDGE PRIM.	Primary School	7	NQ5	555	1 421	0	1 472	33	44.61	159.88				3.56														Maintenance 2022/23
155 DUNESIDE PRIM.	Primary School	7	NQ5	419	674	0	823	27	30.48	95.72				3.13														Maintenance 2017/18
156 MONTAGU DRIVE PRIM.	Primary School	7	NQ5	938	1 154	0	1 225	29	42.24	121.96				3.68														Maintenance 2022/23
157 RIDGELINE PRIM.	Primary School	7	NQ5	445	890	0	929	22	42.23	91.85				2.95														Maintenance 2020/21
158 ROCKLANDS PRIM.	Primary School	7	NQ5	1 080	1 112	0	1 248	24	45.33	145.14				3.46														Maintenance 2020/21
159 ROCKLANDS SEC.	Secondary School	7	NQ5	1 359	0	1 263	1 397	38	36.76	86.29				3.77														Maintenance 2022/23
160 WESTVILLE PRIM.	Primary School	7	NQ5	946	1 193	0	1 208	28	43.14	168.38				3.28														Maintenance 2019/20
161 LENTIGOUR SCHOOL FOR LSEN-SHM	Special School	7				0	273				#DIV/0!	#DIV/0!																Maintenance 2025/26
162 MYULA PRIM.	Primary School	8	NQ3	669	1 087	0	1 272	34	37.41	104.14	Part Plankie School			2.97				x								Part replacement school	Replace plankie part of the school	Maintenance 2017/18
163 HILLWOOD PRIM.	Primary School	8	NQ4	862	1 094	0	1 113	28	39.75	114.38	CHIPBOARD			3.22												Replacement school	Replace school	0
164 LEVANA PRIM.	Primary School	8	NQ4	871	988	0	1 051	31	33.90	103.83				3.07														Maintenance 2026/27
165 PRINCE GEORGE PRIM.	Primary School	8	NQ4	729	935	0	1 011	23	43.96	105.89				3.03														Maintenance 2016/17
166 SIBELIUS HS.	Secondary School	8	NQ5	826	0	774	864	27	32.00	76.35				3.05														Maintenance 2025/26
167 SULLIVAN PRIM.	Primary School	8	NQ4	529	580	0	592	18	32.89	71.71				2.91														Maintenance 2026/27
168 STRIDLAND PARK PRIM.	Primary School	8	NQ4	1 171	1 358	0	1 209	36	33.58	116.17				3.8														Maintenance 2026/27
169 HEATHFIELD PRIM.	Secondary School	8	NQ4	339	0	751	968	17	56.94	147.87	PLANKIE			3.07			x									Replacement school	Replace school	Maintenance 2017/18
170 PLUMSTEAD HS.	Secondary School	8	NQ5	1 051	0	857	906	29	31.24	52.07				3.11				x								Additional classrooms	Additional classrooms in MTEF	Maintenance 2021/22
171 PLUMSTEAD PREP.	Primary School	8	NQ5	442	566	0	612	16	34.00	71.61																		Maintenance 2024/25
172 ST. ANNE'S PRIM.	Primary School	8	NQ5	247	275	0	278	8	34.75	84.27		Cabra Dominican Sisters		3.26														0
173 BATTISWOOD OFFEN NGK PRIM.	Primary School	8	NQ4	572	496	0	551	18	30.61	63.90				3.78														Maintenance 2023/24
174 DENNEGUR PRIM.	Primary School	8	NQ5	957	1 013	0	957	26	36.51	85.96				3.37														Maintenance 2023/24
175 FERNDALE PRIM.	Primary School	8	NQ5	650	612	0	637	20	31.85	73.38				3.38														Maintenance 2026/27
176 STRANDFONTEIN PRIM.	Primary School	8	NQ5	802	863	0	943	26	36.27	103.37				3.23														Maintenance 2019/20
177 STRANDFONTEIN SEK.	Secondary School	8	NQ5	986	0	556	798	31	25.74	64.70				3.21													Rehabilitation of sports field	Maintenance 2019/20
178 KLIPFONTEIN MET PRIM.	Primary School	8	NQ3	434	421	0	412	12	34.33	113.18				3.8														0
179 NOBANTU PRIM.	Intermediate School	8	NQ3	449	526	0	657	24	27.38	75.23				2.81						x						Decant secondary learners to surrounding schools		Maintenance 2027/28
180 PHAKAMA SEC.	Secondary School	8	NQ2	1 058	0	1 050	1 180	27	43.70	93.49				3.76				x								Additional classrooms	Additional classrooms	Maintenance 2023/24
181 VUKANI PRIM.	Primary School	8	NQ2	1 186	1 330	0	1 382	27	51.19	148.01				3.19												Additional classrooms	Additional classrooms in MTEF	Maintenance 2018/19
182 HIGHLANDS PRIM.	Primary School	8	NQ5	725	730	0	859	26	33.04	95.35				3.32														Maintenance 2020/21
183 WOODLANDS SEC.	Secondary School	8	NQ5	1 148	1 782	0	808	42	19.24	60.89				3.15														Maintenance 2018/19
184 WOODVILLE PRIM.	Primary School	8	NQ5	941	959	0	1 155	30	38.50	110.98				3.38														Maintenance 2018/19
185 BLOUVELI SKOOL	Special School	8		0		0	187				#DIV/0!	#DIV/0!																Maintenance 2023/24
186 KUYAKHANYA PRIMARY	Intermediate School	9	NQ2	1 033	1 002	263	1 472	32	46.00	137.94								x								Decant secondary learners to surrounding HS's		Maintenance 2024/25
187 CRESTWAY SEC.	Secondary School	9	NQ4	1 127	0	893	901	29	31.07	64.17				2.78				x								Replacement school	Replacement school to be complete in 2018/19	Maintenance 2025/26
188 KLENBERG PRIM.	Primary School	9	NQ4	1 121	964	0	1 128	34	34.18	99.50	GEPEKSE HOUT			2.69				x								Replacement school	Replace school	0
189 KOMMETJIE PRIM.	Primary School	9	NQ5	204	184	0	228	10	42.80	46.08				3.53												Closure not recommended		Maintenance 2022/23
190 LOURIER PRIM.	Primary School	9	NQ4	372	538	0	612	22	27.82	79.60	VOORAFVERVAARDIG			3.04												Part replacement school	Replace plankie part of this school	0
191 MARINE PRIM.	Primary School	9	NQ4	1 131	1 349	0	1 292	37	40.32	105.13	PLANKIE			2.98				x								Replacement school	Replacement school	Maintenance 2020/21
192 OCEAN VIEW SEC.	Secondary School	9	NQ4	1 167	0	959	1 168	33	35.39	52.87				3.39					x							Additional Classrooms	Additional classrooms in MTEF	Maintenance 2020/21
193 SQUARE HILL PRIM.	Primary School	9	NQ5	978	895	0	1 027	30	34.23	100.25				3.32														Maintenance 2019/20
194 THOMAS WILDSCHUTT JUN. PRIM.	Primary School	9	NQ4	442	518	0	545	16	34.06	107.45	BRICK AND FACEBRICK			2.85							x					Merge with Thomas Wildschutt PS in a new building.		0
195 THOMAS WILDSCHUTT PRIM.	Primary School	9	NQ4	418	516	0	504	14	36.00	112.12	VOORAFVERVAARDIG			2.89			x	x								Merge with Thomas Wildschutt Junior in a new building.	Replacement school	0
196 WESTLAKE PRIM.	Primary School	9	NQ4	0	566	1	694	18	38.56	102.06				4.93				x								Replace classrooms	Replace mobile units with brick and mortar	Maintenance 2028/29
197 ZWAANSWYK AKADEMI/AKADEMIE	Intermediate School	9	NQ5	342	622	0	638	23	27.74	53.26				3.64														Maintenance 2022/23
198 ZWAANSWYK HS.	Secondary School	9	NQ5	401	0	506	632	19	33.26	90.87				3.09				x								Additional classrooms	Additional classrooms in MTEF	Maintenance 2017/18
199 JOHN PAMA PRIM.	Primary School	9	NQ2	874	797	0	944	25	37.76	101.03				3.51														Maintenance 2025/26
200 OSCAR MPETHA HS	Secondary School	9	NQ2	1 693	0	953	1 037	28	37.04	87.74				3.55			x									Receive secondary learners from Intermediate schools in area.		Maintenance 2022/23
201 WALTER TEKA PUB. PRIM.	Intermediate School	9	NQ2	393	635	0	787	21	37.48	121.45				3.06						x						Decant secondary learners to surrounding HS's		Maintenance 2017/18
202 LIESBEEK PRIM.	Primary School	9	NQ5	789	790	0	938	26	36.08	111.44				3.35														Maintenance 2020/21
203 CARAVELLE PRIM.	Primary School	9	NQ4	686	939	0	971	31	31.32	98.59				3.72														Maintenance 2023/24
204 EISENBERG ROAD PRIM.	Primary School	9	NQ4	1 058	1 763	0	1 047	31	34.13	101.66				3.7														Maintenance 2020/21
205 GLENDALE SEC.	Secondary School	9	NQ4	1 376	0	1 094	1 105	32	34.53	71.73				3.77														Maintenance 2018/19
206 MONDALE HS.	Secondary School	9	NQ5	1 405	0	1 023	1 274	34	37.47	84.13				3.13														Maintenance 2023/24
207 SEAVIEW PRIM.	Primary School	9	NQ4	681	964	0	1 105	29	38.10	120.65	PRESTEREISED CONCRETE			0				x								Replacement school	Replacement school	Maintenance 2026/27
208 OCEAN VIEW SKOOL	Special School	9		0	0	0	101				#DIV/0!	#DIV/0!																0



TEMPLATE 5.7: DISTRICT ANALYSIS - OVERBERG  
USER DEPARTMENT: EDUCATION

[List sorted alphabetically per Education District\*, then "Total Enrolment"]

No	SCHOOL NAME	SCHOOL TYPE	CIRCUIT	QUINTILE	LEARNER S 10 YEARS AGO	PRIMARY	SECONDA RY	TOTAL ENROL	TOTAL CLASSRO OMS	TOTAL CLASSRO OM RATIO	UTILISATI ON	PLANKIE SKOOL	LEASE SCHOOLS	ROUTES	CONDITION ASSESSMENT	New School	Receiv ing school	Replacem ent School	Additional Classrooms	Split Combined School	Durand G 889	Class School	Parti cular leased school	Upgrade hostel	New Hostel	D: IP&M Notes	Infrastructure Projects	MAINTENANCE PROJECTS	
1	LEMENSHOEK NGK PRIM.	Primary School	1	NQ1	59	73	0	77	4	19.25	53.90		Farming Estate	WCE 115°(88°)								x				Rental = R4389		0	
2	AKKERBOOM PRIM.	Primary School	1	NQ1	32	41	0	45	3	15.00	42.05		Fruit Farms	WCE 001°(43°)												hostel opens in January 2021		0	
3	ALBERT MYBURGH SEK.	Secondary School	1	NQ3	840	0	716	931	31	30.03	61.14	Part Plankie School		247°(56°) WCE 583°(255°)	3.66										x	Replace hostel	Part replacement - New hostel	Maintenance 2024/25	
4	B.F. OOSTHUIZEN PRIM.	Secondary School	1	NQ3	384	273	43	333	14	23.79	49.10	Part Plankie School		115°(98°)	3.66		x									Wellenvrede	New hostel to open 2021	Maintenance 2017/18	
5	BARRYDALE HS.	Combined School	1	NQ3	382	249	220	527	15	35.13	105.45			115°(98°)	3.38											Retain. Scheduled maintenance in 2015		Maintenance 2028/27	
6	BONTEBOK PRIM.	Primary School	1	NQ3	1 394	1 065	0	1 247	85	14.67	96.81	HOUTPANELE		WCE 458°(62°) WCE 462°(27°)	3.08			x								to visit	Replacement school	Maintenance 2025/26	
7	BREDASDORP HS.	Secondary School	1	NQ5	517	1	475	489	15	32.60	78.48			WCE 583°(225°)	3.53				x								Additional classrooms	Maintenance 2024/25	
8	BREDASDORP PRIM.	Primary School	1	NQ5	551	604	0	607	23	26.39	59.20				3.48											Retain		Maintenance 2020/21	
9	BUFFELAGSGRIVIER LS.	Primary School	1	NQ4	71	160	0	156	8	19.50	129.23				3.91							x				Primary school which will be completed in		0	
10	DE HEIDE PRIM.	Primary School	1	NQ3	1 379	1 567	0	1 614	36	44.83	112.77			247°(56°)	3.88											Retain		Maintenance 2023/24	
11	ELIM MOR PRIM.	Intermediate School	1	NQ3	265	205	0	211	11	19.18	85.08	Church		WCE 245°(31°) WCE 320°(33°)									x			Purchase land if possible	Purchase leased school	0	
12	KLEINFONTEIN PRIM.	Primary School	1	NQ1	42	35	0	36	2	18.00	68.29	Jaco Cilliers		WCE 073°(31°)		x							x			Primary School which will open in 2021	New Bredasdorp PS	0	
13	KLIPODALE EK PRIM.	Primary School	1	NQ1	133	92	0	94	6	15.67	41.65	False Bay		WCE 260°(55°) WCE 281°(62°)									x			Primary School which will open in 2021		0	
14	KLUUTJESKRAAL NGK PRIM.	Primary School	1	NQ1	27	13	0	16	2	8.00	27.15	Schoonwinkel		WCE 606°(28°)									x			Primary School which will open in 2021		0	
15	MULLERSRUS PRIM.	Primary School	1	NQ1	279	287	0	287	8	31.89	95.33			WCE 121°(0°)	3.46											Retain		Maintenance 2023/24	
16	OUPLAAS EK PRIM.	Primary School	1	NQ1	92	141	0	144	6	24.00	98.97	False Bay		246°(62°) WCE 322°(46°)									x			possible maintenance as sweetener. District to		0	
17	PROTEA PRIM.	Primary School	1	NQ3	392	519	0	536	14	38.29	137.44	Part Plankie School		WCE 116°(33°) WCE 252°(40°)	3.4				x							donor	Replace part plankie	Maintenance 2023/24	
18	PROTEM NGK PRIM.	Primary School	1	NQ1	83	72	0	71	3	23.67	66.05	PLANKIE		WCE 246°(25°) WCE 505°(40°)									x			Primary School which will open in 2021		0	
19	ST. JOHN'S EK PRIM.	Primary School	1	NQ3	77	55	0	69	3	23.00	60.38	Diocese of George														Close in 2015. Move to new Swellendam Primary school which will be completed in 2015. District to manage. Ms McGlen and SG to visit in March		0	
20	STRUBSBAAI PRIM.	Primary School	1	NQ2	224	338	0	329	13	25.31	137.08	ASBES EN HOUT			3.45			x								Retain	Replacement school	0	
21	SUURBRAAK PRIM.	Intermediate School	1	NQ2	462	344	77	402	13	30.92	78.99			WCE 304°(35°) WCE 638°(29°)	4.15											Retain		Maintenance 2027/28	
22	SWELLENDAAM HS.	Secondary School	1	NQ5	330	0	277	352	11	32.00	93.35				3.37				x							Expand use and facilities. Ms McGlen and SG to visit	Additional classrooms	Maintenance 2018/19	
23	SWELLENDAAM LS.	Primary School	1	NQ5	426	371	0	448	20	22.40	50.06			WCE 071°(233°) WCE 458°(62°)	4.27											Retain. Ms McGlen and SG to visit. To receive classrooms in 2015/16		Maintenance 2027/28	
24	SWELLENDAAM SEK.	Secondary School	1	NQ3	1 153	0	1 027	1 052	22	47.82	80.75				3.16				x							Close in 2020. Move to new Bredasdorp Primary School which will open in 2021	Additional classrooms in 2015/16	Maintenance 2028/29	
25	UITVLUG VGK PRIM.	Primary School	1	NQ1	40	23	0	22	2	11.00	27.38	Mnr A Du Toit Streicher		WCE 030°(33°)	3.79								x			Close in 2020. Move to B.F. Lodigheuse when hostel opens in January 2021		0	
26	VLEIPLAAS NGK PRIM.	Primary School	1	NQ1	52	45	0	48	2	24.00	65.73	J Joubert		WCE 114°(68°)									x			Close in 2020. Move to B.F. Lodigheuse when hostel opens in January 2021		0	
27	WAGENHUISKRANTZ PRIM.	Primary School	1	NQ1	148	131	0	142	11	12.91	146.39			WCE 072°(27°)	3.08											Close in 2020. Move to B.F. Lodigheuse when hostel opens in January 2021		Maintenance 2018/19	
28	WELTEVEDE VGK PRIM. (BARRYD)	Primary School	1	NQ1	73	68	0	70	6	11.67	54.66	VGK Barrydale											x			Close in 2020. Move to B.F. Lodigheuse when hostel opens in January 2021		0	
29	AGULHAS SCHOOL OF SKILLS	School of Skills	1		0	0	0	377	#DIV/0!	#DIV/0!																		Maintenance 2022/23	
30	MISPAH-SKOOL	Special School	1		0	0	0	114	#DIV/0!	#DIV/0!																		#N/A	
31	WET TIT PRIMARY SCHOOL	Primary School	1	NQ3	747	0	854		#DIV/0!	#DIV/0!																		#N/A	
32	ARIESKRAAL SSKV PRIM.	Primary School	2	NQ1	180	169	0	190	6	31.67	64.45	Mark Simpson											x			Close and move to new school in area when land has been secured and new school built. Possibly Denneweg in 2022		0	
33	DE RUST FUTURA AKADEME	Combined School	2	NQ3	432	478	400	869	24	36.21	149.20	De Rust Futura (Pty) Ltd		WCE 118°(06°) WCE 311°(387°) WCE 318°(132°)									x			Upgrade and expand. Investigate to purchase.	Purchase leased school.	0	
34	DENNEGUEUR NGK PRIM.	Primary School	2	NQ1	206	202	0	218	8	27.25	65.79	Mnr JS Beukes / Groenland NGKS				x							x			Close school and move to new school in area when land has been secured and new school built. Possibly Denneweg in 2022	Built new PS school in area	0	
35	DIE BRON PRIM.	Primary School	2	NQ2	407	492	0	490	18	27.22	80.17	Part Plankie School		WCE 036°(44°) WCE 222°(153°) WCE 594°(260°)	3.47								x			Build new hostel to be completed in 2019.	New hostel to open 2020 and replace part plankie school	Maintenance 2018/19	
36	GANSBAAI ACADEMIA	Secondary School	2	NQ3	0	4	857	830	21	39.52	94.32			WCE 422°(153°)	4.2				x							Expand in 2020	Additional classrooms in 2017/18	Maintenance 2027/28	
37	GANSBAAI LS.	Primary School	2	NQ5	395	356	0	356	20	17.80	46.56			WCE 422°(153°)	3.65											Retain		Maintenance 2021/22	
38	GANSBAAI PRIM.	Primary School	2	NQ2	537	584	0	598	15	39.87	104.70			WCE 422°(153°)	3.94											Retain		Maintenance 2026/27	
39	GLEN ELGIN MOR PRIM.	Primary School	2	NQ2	117	314	0	313	9	34.78	143.39	Olks Village Corporation														Retain		0	
40	GRABOUW HS.	Combined School	2	NQ4	484	317	248	643	20	32.15	55.27			WCE 317°(145°) WCE 311°(387°) WCE 317°(135°) WCE 318°(132°) WCE 319°(52°)	3.89	x					x					Expand use of current facilities. Split combined school	New Grabouw PS	Maintenance 2023/24	
41	GROENBERG SEK.	Secondary School	2	NQ4	1 811	0	1 520	1 580	41	38.54	97.85	Part Plankie School			3.44				x							Retain but build new high school in Grabouw for growing numbers	Replace part plankie	Maintenance 2028/29	
42	HAWSTON PRIM.	Primary School	2	NQ3	951	1 167	0	1 170	26	45.00	128.62				2.97											New school will open in June 2015	Replacement school in 2015/16	Maintenance 2022/23	
43	HAWSTON SEK.	Secondary School	2	NQ3	816	0	682	865	19	45.53	97.54			WCE 132°(324°)	3.32											Retain		Maintenance 2018/19	
44	HERMANUS HS.	Secondary School	2	NQ5	806	0	892	911	25	36.44	65.95	Part Plankie School			3.63				x							Expansion planned for 2016	Additional classrooms in 2016/17	Maintenance 2021/22	
45	HERMANUS PRIM.	Primary School	2	NQ5	828	789	0	952	28	34.00	77.95				3.53											Retain		Maintenance 2021/22	
46	KATHLEEN MURRAY PRIM.	Primary School	2	NQ4	1 014	1 186	0	1 188	33	36.00	137.62			WCE 311°(387°)	4.14											New school opened in 2014		Maintenance 2027/28	
47	KLEINMOND LAER.	Primary School	2	NQ4	222	217	0	275	8	34.36	68.20				3.05				x							Expand	Additional classrooms	Maintenance 2016/17	
48	KLEINMOND PRIM.	Intermediate School	2	NQ3	492	672	0	677	21	32.24	63.15			WCE 323°(40°)	3.42											Retain and expand facilities. In UAMP 3 classrooms.	Additional classrooms 2016/17	Maintenance 2026/27	
49	LURRANYO PRIM.	Primary School	2	NQ1	1 436	1 222	0	1 179	32	36.84	81.32	Part Plankie School			3.89				x							Replace mobiles		Maintenance 2023/24	
50	MASKOPANE PRIM.	Primary School	2	NQ2	0	779	0	622	15	54.90	153.44			WCE 422°(153°)	3.52											New school will be completed in 2015	Replacement school in 2015/16	Maintenance 2022/23	
51	MAXONIA NGK PRIM.	Primary School	2	NQ1	151	94	0	100	6	16.67	65.82	VGK											x			Close school and move to new school in area when land has been secured and new school built. Possibly Denneweg in 2022		0	
52	MONTEITH SSKV PRIM.	Primary School	2	NQ1	96	76	0	75	6	12.50	84.13														Close school and move to new school in area when land has been secured and new school built. Possibly Denneweg in 2022		0		
53	MOUNT PLEASANT PRIM.	Primary School	2	NQ2	621	770	0	774	17	45.53	126.53	Mnr AJ Erwee		WCE 311°(387°)	3.37				x								Put on expansion list in 2020	Additional classrooms 2016/17	Maintenance 2028/29
54	OKKIE SMUTS PRIM.	Primary School	2	NQ4	109	240	0	247	10	24.70	148.40	Part Plankie School			3.24								x			Expand hostel. Quids-up 2017	Replacement school to be completed in 2015/16	Maintenance 2020/21	
55	PINEVIEW PRIM.	Primary School	2	NQ4	1 159	1 256	0	1 274	35	36.40	119.45			WCE 311°(387°)	3.1				x							Replacement school to be completed in 2015/16	Replacement school in 2015/16	Maintenance 2022/23	
56	QHAYIYA SEC. SCHOOL	Secondary School	2	NQ4	871	2	1 199	1 231	23	53.52	125.23				3.07				x							Replacement school. To be promoted in 2016/17	Replacement school in 2016/17	Maintenance 2028/29	
57	ST. MICHAEL'S EK PRIM.	Primary School	2	NQ1	104	286	0	290	6	48.33	101.75	Elgin Orchard Pty Ltd											x			Close school and move to new school in area when land has been secured and new school built. Possibly Denneweg in 2022	Part replacement school	0	
58	ST. PAUL'S LAER	Primary School	2	NQ1	79	37	0	35	2	17.50	45.16	Me MJ Karg																	

TEMPLATE 5.7: DISTRICT ANALYSIS - OVERBERG  
 USER DEPARTMENT: EDUCATION  
 [List sorted alphabetically per Education District\*, then \*Total Enrolment\*]

No	SCHOOL NAME	SCHOOL TYPE	CIRCUIT	QUINTILE	LEARNERS 10 YEARS AGO	PRIMARY	SECONDARY	TOTAL ENROL	TOTAL CLASSROOMS	TOTAL CLASSROOM RATIO	UTILISATION	PLANKIE SKOOL	LEASE SCHOOLS	ROUTES	CONDITION ASSESSMENT	New School	Recreating school	Replacement School	Additional Classrooms	Split Combined School	Decant Gr 8&9	Close School	Purch lease school	Upgrade hostel	New Hostel	D: IP&M Notes	Infrastructure Projects	MAINTENANCE PROJECTS
61	ZWELHLE PRIM	Primary School	2	NQ1	0	1 443	0	1 561	30	52.03	139.02				4.03											Retain		Maintenance 2027/28
62	BEREA MOR PRIM.	Primary School	3	NQ1	255	306	0	349	8	43.63	128.45		Moravian Church	WCE 081*(41*) WCE 315(18)												Retain		0
63	BISSETSDRIFT PRIM.	Intermediate School	3	NQ1	809	525	105	660	27	24.44	72.32			WCE 243*(440*) WCE 244*(351*)	4.01		x									Receive learners from Daniel le Roux	Provide improved water supply asap.	Maintenance 2027/28
64	BLOEMENHOF NGK PRIM.	Primary School	3	NQ1	71	91	0	99	6	16.50	97.35		Beyers Trust Farms	WCE 444(32) WCE 445(62)								x				Close in 2015. Infrastructure to assess any possible maintenance as sweetener. District to manage. Management contractor to assist with move to either Riversonderend HS or PS		0
65	BOONTJIESKRAAL PRIM.	Primary School	3	NQ1	121	145	0	152	7	21.71	134.07		Dr Uwe Kersandt	WCE 070(27) WCE 401(31)		x						x		x		Close in 2021. Move to new primary school in Caledon with hostel in 2022	New PS and hostel	0
66	BOTRIVIER PRIM	Intermediate School	3	NQ2	563	590	93	809	23	35.17	82.34	BETON STRUKTUUR		WCE 239(23)	3.34			x								On replacement list	Replacement school	0
67	DANIEL LE ROUX PRIM.	Primary School	3	NQ2	17	124	0	127	6	21.17	92.47			WCE 243*(440*)	4.16							x				Close when water supply at Bissetsdrift is acceptable		0
68	DE VILLIERS GRAAFF HS.	Secondary School	3	NQ5	250	0	291	283	10	28.30	60.54				3.54													Maintenance 2021/22
69	DE VILLIERS GRAAFF PRIM.	Primary School	3	NQ5	231	300	0	300	13	23.08	55.78				3.54											Retain		Maintenance 2020/21
70	DIEPGAT NGK PRIM.	Primary School	3	NQ1	52	48	0	76	3	25.33	137.29		Mnr B Davison									x				Close in 2021. Move to new primary school in Caledon with hostel in 2022		0
71	ELANDSRIVIER NGK PRIM.	Primary School	3	NQ1	232	223	0	247	8	30.88	90.29		Mnr Johan Roux													Retain		0
72	EMIL WEDER SEK.	Secondary School	3	NQ3	761	1	500	536	18	29.78	36.18			WCE 081*(41*) WCE 315(82)	3.49											Retain		Maintenance 2020/21
73	GREYTON PRIM.	Primary School	3	NQ1	274	263	0	275	12	22.92	59.86				3.13		x									Receive learners from Uitsyk LS. Infrastructure to assess needs for maintenance and expansion.	Basic maintenance if necessary during 2015. Management contractor.	Maintenance 2025/26
74	JONGENSKLIP PRIM.	Primary School	3	NQ1	74	108	0	102	5	20.40	92.68	VOORAFVERVAARDIG		WCE 035(61) WCE 697(41)	3.4							x				Close in 2021. Move to new primary school in Caledon with hostel in 2022		0
75	KOSIE DE WET PRIM.	Primary School	3	NQ3	1 261	1 541	0	1 638	31	52.84	172.37	PRESLABS MET SIERSTEEN		WCE 255*(140*) WCE 256*(98*)	3.97	x										Retain. Built new IsiXhosa PS	Replacement school - New Hall. New Villiersdorp PS.	Maintenance 2026/27
76	L.R. SCHMIDT MOR PRIM.	Primary School	3	NQ3	440	415	0	431	20	21.55	72.15		Moravian Church	WCE 315*(82*)	3.85								x			Buy land if possible. Investigate to purchase school	Purchase leased school and upgrade school	0
77	OVERBERG HS	Secondary School	3	NQ5	552	1	481	494	22	22.45	69.25	Part Plankie School			3.85			x								Open and expand use and facilities	Replace part plankie classrooms	Maintenance 2023/24
78	OVERBERG LS.	Primary School	3	NQ5	432	467	0	467	19	24.58	53.57				3.85											Retain and expand use	Built new PS and hostel in Caledon	Maintenance 2023/24
79	RIVIERSONDEREND HS.	Combined School	3	NQ3	263	234	185	422	15	28.13	101.51				3.99					x						Make HS only and decant primary learners to Riversonderend Prim. Retain and expand use		Maintenance 2026/27
80	RIVIERSONDEREND PRIM.	Intermediate School	3	NQ3	602	541	47	582	19	30.63	74.70			WCE 266(55) WCE 268(67) WCE 269(19)	3.2				x		x					Make PS only and decant secondary learners to Riversonderend HS - Additional classrooms required to accommodate PS learners from HS.	Additional classrooms. Management contractor. Ablution, maintenance and water supply	Maintenance 2016/17
81	SWARTBERG PRIM.	Primary School	3	NQ3	889	1 165	0	1 174	28	41.93	132.88	ASBES PANELE		WCE 314*(30*)	3.24			x									Replacement school complete in 2019/20	Maintenance 2028/29
82	SWARTBERG SEK.	Secondary School	3	NQ3	678	0	663	694	26	26.69	40.55			WCE 27(46) WCE 238(80) WCE 242(16) WCE 313(60) WCE 314*(30*)	3.83											New school will be completed in 2015	Replacement school complete in 2015/16	Maintenance 2026/27
83	TESLAARSDAL PRIM.	Primary School	3	NQ1	118	118	0	113	8	14.13	106.12	VOORAFVERVAARDIG	VGK	WCE 451(28)								x				Close in 2021. Move to new primary school in Caledon with hostel in 2022		0
84	THE GLEBE PRIM.	Primary School	3	NQ3	84	118	0	122	4	30.50	85.79		St Michaels and All Angels									x				Close in 2021. Move to new primary school in Caledon with hostel in 2022		0
85	UITKYK LS	Primary School	3	NQ5	41	143	0	144	5	28.80	49.41				3.04							x				Close in 2015 and move learners to Greyton.		0
86	VILLIERSDORP SEK.	Secondary School	3	NQ3	802	0	656	691	45	15.36	71.91			WCE 243*(440*) WCE 244*(351*) WCE 255*(140*) WCE 256*(98*)	3.91													Maintenance 2025/26

TEMPLATE 5.8: DISTRICT ANALYSIS - WEST COAST  
USER DEPARTMENT: EDUCATION

[List sorted alphabetically per Education District\*, then \*Total Enrolment\*]

SCHOOL NAME	SCHOOL TYPE	CIRCUIT	QUINTILE	LEARNERS 10 YEARS AGO	PRIMARY	SECONDARY	TOTAL ENROL	TOTAL CLASSROOMS	TOTAL CLASSROOM RATIO	UTILISATION	PLANKIE SKOOL	LEASE SCHOOLS	ROUTES	CONDITION ASSESSMENT	New School	Receiving School	Replacement School	Additional Classrooms	Split Combined School	Decant Gr 8&9 School	Close School	Purchase Leased school	Upgrade hostel	New Hostel	D: IP&M Notes	Infrastructure Projects	MAINTENANCE PROJECTS	
1 ANNE PIENKAR GEDENK NGK PRIM.	Primary School	1	NQ1	242	238	0	239	9	26.56	126.44			WCE 208(60) WCE 488(56)								x					build		0
2 BLOEMENDAL NGK PRIM.	Primary School	1	NQ1	45	59	0	56	3	18.67	43.08		Blankenberg	WCE 025*(116*)		x							x				PS	New Malmesbury PS	
3 CHATSWORTH AME PRIM.	Primary School	1	NQ2	168	511	0	508	9	56.44	136.64	PLANKIE	Chapel: AME					x								site pending	Replace school on new site	Maintenance 2028/29	
4 DARLING LS.	Primary School	1	NQ4	291	484	0	474	15	31.60	144.46			370*(56*) WCE 371*(54*)	3.43	x	x				x					Construct new HS in Darling and decant	required for Darling LS. Got new fence.	Maintenance 2020/21	
5 GOEDERHOOP PRIM.	Primary School	1	NQ1	175	137	0	147	5	29.40	58.99			WCE 480(23)	2.97		x									Receive learners from Rustbuisie	No infrastructure required	Maintenance 2016/17	
6 KORANRUG PRIM.	Primary School	1	NQ1	47	58	0	67	2	33.50	91.17		Mr Loedoff	WCE 106*(45*)									x			LS		classrooms	Maintenance 2016/17
7 LIEBENBERG PRIM.	Primary School	1	NQ2	1 231	1 745	0	1 758	44	39.95	147.15			025*(116*) WCE 181*(513*)	3.41														
8 LUNGELETHU SEC.	Secondary School	1	NQ1	307	0	605	751	21	35.76	83.84			181*(513*) WCE 364*(285*)	3.47														
9 MEIRING PRIM.	Primary School	1	NQ3	555	715	0	715	14	51.07	57.85			402(108)	3.37							x					school in Moornsburg		Maintenance 2017/18
10 MORNING STAR NGK PRIM.	Primary School	1	NQ1	52	51	0	62	2	31.00	85.15		Mr W Raugh	WCE 107*(49*)									x				Close school and decant to Darling LS		Maintenance 2023/24
11 NAPARAKADE PRIM.	Primary School	1	NQ1	434	1 076	0	1 183	18	65.72	145.28	VOORAFVERVAARDIG		403*(75*) WCE 487*(498*)	3.41			x								identified as a school that must be replaced	Replace school		0
12 O.J. ERASMUS NGK PRIM.	Primary School	1	NQ1	276	336	0	331	9	36.78	100.95				3.45														
13 RIEBECK-KASTEEL LS.	Primary School	1	NQ5	202	218	0	218	8	27.25	65.99				3.63														
14 RIEBECK-WES PRIM.	Intermediate School	1	NQ4	613	601	129	728	21	34.67	111.08			WCE 479*(30*) WCE	3.61	x						x					decant secondary learners to new	Received fencing	Maintenance 2021/22
15 RIVERLANDS PRIM.	Primary School	1	NQ1	252	288	0	295	10	29.50	76.26				3.5														
16 RUSTSTASIE PRIM.	Primary School	1	NQ1	140	92	0	93	4	23.25	88.67			WCE 455(24)	3.56								x				Close school and decant to Goedehoop PS		0
17 SCHOONSPRUIT SEK.	Secondary School	1	NQ4	1 569	0	1 508	1 471	49	30.02	87.39			025*(116*) WCE 181*(513*)	3.45												Busy replacing hostel		Maintenance 2024/25
18 ST. MICHAEL'S PRIM.	Primary School	1	NQ1	483	713	0	718	17	42.24	132.79			WCE 007(74)	3.47														
19 ST. THOMAS PRIM.	Primary School	1	NQ1	1 274	1 447	0	1 439	31	46.42	124.78			182*(66*) WCE 212*(120*)	3.28												Recently replaced school		Maintenance 2020/21
20 SWARTLAND HS.	Secondary School	1	NQ5	714	1	739	780	22	35.45	60.81			WCE 181*(513*)	3.46												Received expansion classrooms, hostel maintenance and astro hockey field		Maintenance 2023/24
21 SWARTLAND LS.	Primary School	1	NQ5	878	1 020	0	1 093	33	33.12	97.13				3.4				x								Additional classrooms in 2016/17		Maintenance 2023/24
22 VOORUITSIG PRIM.	Intermediate School	1	NQ4	1 297	1 242	274	1 550	36	43.06	120.56			WCE 106*(45*) WCE 107*(49*) WCE 193*(311*) WCE 370(56) WCE 371*(54*) WCE 592*(23*)	3.19			x			x					Replacement school	Send secondary learners to new Darling HS	Busy replacing school	Maintenance 2026/27
23 WELGEMEEND NGK PRIM.	Primary School	1	NQ1	116	148	0	180	5	36.00	134.33		Mnr F Basson	WCE 212*(120*)									x				Close school and decant learners to new Malmesbury PS		0
24 WELTREDEN NGK PRIM.	Primary School	1	NQ1	34	120	0	123	4	30.75	100.70		Mnr N Sedyin	WCE 006(26) WCE 479*(30*)									x				Close school and decant to Riebeck Wes PS, only once Gr 8&9 have moved out of Riebeck Wes.		0
25 WESBANK SEK.	Secondary School	1	NQ4	1 046	0	1 017	1 165	24	48.54	98.23			WCE 023*(450*) WCE 025*(116*) WCE 181*(513*) WCE 182*(66*) WCE 212*(120*) WCE 362*(91*) WCE 364*(285*) WCE 403*(75*) WCE 487*(498*)	3.52				x					Additional classrooms due to high utilisation	Additional classrooms in 2016/17	Maintenance 2020/21			
26 RIEBECK VALLEY SPECIAL SCHOOL	School of Skills	1			0	0	340		#DIV/0!	#DIV/0!																		
27 AURORA HS.	Intermediate School	2	NQ3	207	160	55	228	7	32.57	75.17			WCE 440(60)	3.23								x				Send secondary learners to Veldrif HS		Maintenance 2022/23
28 BERGHOF NGK PRIM.	Primary School	2	NQ1	45	60	0	60	3	20.00	88.44		DN Shaw										x				Close school and decant to Eendekuil PS with new hostel		0
29 BRANDENBURG PRIM.	Primary School	2	NQ1	244	310	0	307	8	38.38	146.33			WCE 179(138)	4.15														
30 CARL SCHREVE (MOR) PRIM.	Primary School	2	NQ3	268	288	0	289	10	28.90	139.92		Moravian Church	WCE 016*(45*) WCE 021(38)															
31 DIRKIE UYS HS.	Secondary School	2	NQ5	343	0	346	366	10	36.60	41.87				3.72														
32 DIRKIE UYS LS.	Primary School	2	NQ5	461	374	0	448	16	28.00	50.04				3.92		x										Receive learners from Skilpadvlei PS		Maintenance 2024/25
33 EENDEKUIL PRIM.	Primary School	2	NQ1	258	335	0	337	10	33.70	133.46			WCE 001(60)	4.03		x		x							x	Expand school and built hostel to accommodate learners from Nu-hoop and Middeldurville PS. Possibly add learners from Berghof PS.	Expansion school and new hostel (convert old school building). Planning to start in 2018/19	Maintenance 2027/28
34 GOEDVERWACHT MOR PRIM.	Primary School	2	NQ4	219	170	0	172	10	17.20	46.23		Moravian Church														Keep open		0
35 GROENVLEI PRIM.	Primary School	2	NQ1	173	263	0	270	7	38.57	125.67	VOORAFVERVAARDIG DE HOUT	Mnr J Bruwer	WCE 187*(74) WCE 198*(172*) WCE 372*(155*) WCE 650(52)	3.26			x					x				Investigate purchase of leased school and replacement		0
36 HOLVLEI PRIM.	Primary School	2	NQ1	41	36	0	38	4	9.50	26.60			WCE 374(31)	4.16												District indicated that this school is isolated. Keep for now.		Maintenance 2028/29
37 KAROOKOP PRIM.	Primary School	2	NQ1	62	138	0	143	6	23.83	173.00		Mnr JJ Smit										x				Close school and decant learners to Rededinghys LS		0
38 KLEINKARNMEKVLIE NGK PRIM.	Primary School	2	NQ1	80	77	0	85	3	28.33	89.95		AA Sedyin	WCE 104(29) WCE 377(44)									x				Close school and send to Dirkie Uys LS		0
39 KORINGBERG PRIM.	Primary School	2	NQ1	167	230	0	249	8	31.13	76.45	VOORAFVERVAARDIG	Swartland Munisipaliteit	WCE 356(19)	3.27			x					x				Consider purchasing this leased school and replacing school.	Purchase this leased school and replace.	0
40 LAURIE HUGO PRIM.	Intermediate School	2	NQ4	1 216	1 297	203	1 483	41	36.17	101.11			WCE 122(19) WCE 399(30)	3.44	x		x			x				x	Build new 800 learner HS in Moornsburg with hostel (complete 2018/19) and replace this Part plankie school (complete 2018/19). Decant secondary learners to new Moornsburg HS.	New Moornsburg HS & Laurie Hugo (complete 2018/19)	Maintenance 2026/27	
41 MIDDELDEURVLEI NGK PRIM.	Primary School	2	NQ1	80	60	0	70	2	35.00	60.76		Mnr P Rossouw	WCE 008(17) WCE 485(27)									x				Close school and decant to new school and hostel in Eendekuil		0
42 NUHOOP NGK PRIM.	Primary School	2	NQ1	43	60	0	66	3	22.00	116.52		Mnr WG Treumicht										x				Close school and decant to new school and hostel in Eendekuil		0
43 PIKETBERG HS.	Combined School	2	NQ5	587	350	307	663	25	26.52	79.40				3.93						x						Possibly split school when new Piketberg HS is built.		Maintenance 2024/25
44 PORTERVILLE HS.	Combined School	2	NQ5	529	237	269	509	13	39.15	79.47				3.65	x											School indicated that they do not want to expand in order to take Gr 8 & 9 learners from Willemsvlei PS.	New HS in Porterville.	Maintenance 2025/26
45 REDELINGHUIS LS.	Primary School	2	NQ5	100	51	0	46	7	6.57	25.95				3.06		x		x					x			Receive learners from Redelinghys PS and Karookop - Upgrade and expand hostel.	Expand classrooms and upgrade hostel in 2019/20	Maintenance 2016/17
46 REDELINGHUIS PRIM.	Primary School	2	NQ1	129	192	0	205	8	25.63	94.92			WCE 204(46) WCE 205(30)	3.57								x				Close and send learners to Redelinghys LS.		0
47 SKILPADVLEI NGK PRIM.	Primary School	2	NQ1	40	36	0	37	2	18.50	93.84		Mr JP Slabber										x				Close school and decant to Dirkie Uys LS.		0
48 STAWELKIP MOR PRIM.	Intermediate School	2	NQ1	390	293	43	335	15	22.33	112.03			WCE 404(131) WCE 405(130)	4.57								x				Decant secondary learners to Steynville SS or Piketberg HS		Maintenance 2027/28
49 STEYNVILLE PRIM.	Primary School	2	NQ4	1 078	1 505	0	1 510	39	38.72	164.81			WCE 014*(85*) WCE 016*(451*) WCE 102*(112*) WCE 167*(240*) WCE 372*(155*)	3.2	x		x								Replacement school to finish in 2015/16	New Piketberg PS proposed.	Maintenance 2026/27	
50 STEYNVILLE SEK.	Secondary School	2	NQ4	1 129	0	1 247	1 249	33	37.85	102.34			WCE 014*(85*) WCE 016*(451*) WCE 102*(112*) WCE 167*(240*) WCE 198*(172*) WCE 372*(155*)	3.88		x									Receive secondary learners from Stawelkipp PS. No additional classrooms proposed as learners should remain in Porterville and new Moornsburg HS.		Maintenance 2021/22	

TEMPLATE 5.8: DISTRICT ANALYSIS - WEST COAST  
USER DEPARTMENT: EDUCATION

[List sorted alphabetically per Education District\*, then "Total Enrolment"]

	SCHOOL NAME	SCHOOL TYPE	CIRCUIT	QUINTILE	LEARNERS 10 YEARS AGO	PRIMARY	SECONDARY	TOTAL ENROL	TOTAL CLASSROOMS	TOTAL CLASSROOM RATIO	UTILISATION	PLANNED SCHOOLS	LEASE SCHOOLS	ROUTES	CONDITION ASSESSMENT	New School	Receiving school	Replacement school	Additional Classrooms	Split Combined School	Decant Gr 8&9	Close School	Purchase leased school	Upgrade local	New Hostel	D: IP&M Notes	Infrastructure Projects	MAINTENANCE PROJECTS	
51	WILLEMSTAL PRIM.	Intermediate School	2	NQ4	1 176	857	153	1 159	29	39.97	102.48			WCE 099(86) WCE 199(51) WCE 360(59) WCE 593(36)	3.49			x			x					Decant secondary learners to new Porterville HS.		Maintenance 2028/29	
52	DIAZVILLE HS.	Secondary School	3	NQ4	1 241	0	1 273	1 289	27	47.74	100.47				3.63	x										New Saldanha PS in year 0 - busy acquiring site from municipality	New Saldanha PS - site pending	Maintenance 2021/22	
53	DIAZVILLE PRIM.	Primary School	3	NQ4	1 229	1 285	0	1 340	38	35.26	79.58	STEEN VOORAFVERVAARDIG			3.45				x							School identified for replacement	Received new fence. Replacement school	Maintenance 2024/25	
54	E.J. MALGATE PRIM.	Primary School	3	NQ2	86	139	0	144	6	24.00	138.37	ASBES	Diocese of False Bay									x				Replacement school to accommodate E.J. Malgate, HP Williams and Steenberg Cove PS	New 2 stream replacement school (14 classrooms) in St. Helenabaai to accommodate 3 leased schools.	0	
55	EDEN PRIM.	Intermediate School	3	NQ4	1 445	1 487	29	1 560	36	43.33	136.48			WCE 183*(493*) WCE 366*(89*)	3						x					Send secondary learners to new Louwville SS		Maintenance 2028/29	
56	H.P. WILLIAMS L.S.	Primary School	3	NQ5	104	315	0	326	9	36.22	114.97	HOUT	Oceano Brands Ltd									x				Replacement school to accommodate E.J. Malgate, HP Williams and Steenberg Cove PS		0	
57	HOPEFIELD HS.	Combined School	3	NQ5	549	253	473	730	23	31.74	99.34				3.39				x	x						To get additional classrooms in 2015/16 in order to accommodate English. Split school.	Additional classrooms in 15/16	Maintenance 2020/21	
58	HOPEFIELD PRIM.	Intermediate School	3	NQ4	862	661	146	824	27	30.52	98.04	PANELE-ASBES		WCE 209(49) WCE 373(46)	3.56			x			x					School identified for replacement. Send secondary learners to Hopefield HS.	Replacement school	0	
59	JURIE HAYES PRIM.	Intermediate School	3	NQ2	592	512	35	545	16	34.06	112.87				3.4						x					Send Grade 8&9 learners to new Louwville SS. New St Helenabaai HS will bring relief.		Maintenance 2017/18	
60	LANGEBAAAN PRIM.	Primary School	3	NQ4	407	426	0	434	13	33.38	91.67				3.81											Additional classrooms requested	Additional classrooms not approved due to low utilisation. Utilisation is picking up slowly.	Maintenance 2023/24	
61	LANGEBAAANWEG L.S.	Primary School	3	NQ5	247	352	0	356	9	39.56	107.07			WCE 647(103)	4.03				x							District requested additional classrooms to accommodate English	Additional classrooms in 2018/19 in place of Porterville HS. Utilisation is picking up slowly. Afrikaans learners to be directed to Langebaan PS.	Maintenance 2027/28	
62	LOUWVILLE HS	Secondary School	3	NQ4	0	0	889	1 015	36	28.19	113.32			WCE 183*(493*) WCE 366*(89*) WCE 461*(146*) WCE 519*(57*)	3.87			x								Mobile school to be replaced by 2016/17	Replacement school by 2016/17	Maintenance 2028/29	
63	MASIPHATHISANE PRIM	Primary School	3	NQ4	0	1 273	0	1 398	27	51.78	149.18				4.19													Maintenance 2027/28	
64	NOORDHOEK PRIM.	Intermediate School	3	NQ4	897	859	57	994	30	33.13	102.84			WCE 084(319) WCE 186*(43*) WCE 197(13) WCE 653(11)	3.5		x				x					Send Grade 8 learners to Veldrif HS and receive primary learners from Veldrif HS		Maintenance 2018/19	
65	PANORAMA PRIM. (VREDENBURG)	Intermediate School	3	NQ4	1 494	1 263	96	1 341	34	39.44	104.97			WCE 183*(493*) WCE 366*(89*)	2.91			x			x					Replacement school in MTEF to be completed in 2017/18. Send secondary learners to Louwville SS.	Received new fence. Replacement school by 2017/18	Maintenance 2026/27	
66	SALDANHA L.S.	Primary School	3	NQ5	692	864	0	876	26	33.69	90.67				4.06				x							School to receive additional classrooms in 2017/18	Additional Classrooms in 2017/18 (2 classrooms)	Maintenance 2027/28	
67	ST. ANDREW'S PRIM.	Primary School	3	NQ4	869	997	0	1 011	21	48.14	121.68				3.82													Maintenance 2023/24	
68	ST. AUGUSTINE'S PRIM.	Primary School	3	NQ1	191	219	0	216	9	24.00	121.34				3.28											Keep open - school located in Paternoster		Maintenance 2028/29	
69	ST. HELENABAAL INTER.	Intermediate School	3	NQ4	880	971	50	1 038	22	47.18	96.34	Prefab		WCE 183*(493*)		x		x			x					District requested that a new HS be constructed in this area. Send secondary learners to this new HS.	New St. Helenabaai HS proposed for area and replace St. Helenabaai Inter (plankie).	0	
70	STEEENBERG'S COVE PRIM.	Primary School	3	NQ2	227	238	0	249	9	27.67	75.87		Diocese of False Bay					x	x							Replacement school to accommodate E.J. Malgate, HP Williams and Steenberg Cove PS		0	
71	VELDRIF HS.	Combined School	3	NQ5	411	267	189	467	16	29.19	103.77			WCE 196*(43*)	3.14					x						Additional classrooms requested to accommodate Gr 8 learners from Noordhoek. Primary learners to go to Noordhoek PS.		Maintenance 2022/23	
72	VREDENBURG HS.	Secondary School	3	NQ5	1 112	0	1 065	1 057	31	34.10	60.45			WCE 353*(172*)	3.88	x										District requested a new English HS in Vredenburg	New Vredenburg HS	Maintenance 2025/26	
73	VREDENBURG L.S.	Primary School	3	NQ5	1 059	1 069	0	1 072	35	30.63	63.84				3.47					x						School to receive additional classrooms in 2017/18	Additional classrooms 2017/18	Maintenance 2018/19	
74	WESTON SEK.	Secondary School	3	NQ4	1 700	0	1 349	1 444	32	45.13	96.01			WCE 183*(493*) WCE 353*(172*) WCE 366*(89*) WCE 461*(146*) WCE 519*(57*)	3.19													Maintenance 2028/29	
75	KARITAS SKOOL	Special School	3	-		1	0	158		#DIV/0!	#DIV/0!																		Maintenance 2022/23
76	MIDDELPUS PRIMARY SCHOOL	Primary School	3	-	#N/A	#N/A	369		#DIV/0!	#DIV/0!																			#N/A
77	WESKUS SPESIALE SKOOL	School of Skills	3	-	47	2	450		#DIV/0!	#DIV/0!																			Maintenance 2016/17
78	AUGSBURG LANDBOUGIMNASIUM	Combined School	4	NQ5	479	221	287	506	16	31.63	68.71				3.16						x					Split combined school. Sederberg PS is over-subscribed.		Maintenance 2016/17	
79	BREEVLEI PRIM	Primary School	4	NQ1	82	117	0	120	4	30.00	88.24	Mr C Visser	WCE169(90)									x				Close and decant learners to Orlams Valley PS		0	
80	CEDERBERG ACADEMY	Secondary School	4	NQ4	0	0	695	715	21	34.05	60.56			WCE 011*(188*) WCE 084*(319*) WCE 354*(59*) WCE 368*(122*) WCE 389*(118*)	4.55												Recently completed new school	Maintenance 2027/28	
81	CITRUSDAL PRIM.	Primary School	4	NQ4	1 356	1 084	0	1 148	41	28.00	87.78	Part Plankie School		WCE 011*(188*) WCE 084*(319*) WCE 354*(59*) WCE 368*(122*) WCE 389*(118*) WCE 435(10) WCE 012*(82*) WCE 013*(27*) WCE 125*(60*) WCE 172*(30*) WCE 381*(124*) WCE 438*(18*) WCE 599*(23*)	3.76			x						Replacement classrooms	Replacement school	Maintenance 2025/26			
82	CLANWILLIAM SEK.	Secondary School	4	NQ3	794	0	578	597	28	21.32	42.40				3.95														Maintenance 2026/27
83	ELANDSFONTEIN NGK PRIM.	Primary School	4	NQ1	65	80	0	78	4	19.50	115.38		CJ Visser (Elandsfontein Trust)									x				Close school and send learners to Graafwater PS		0	
84	ELIZABETHFONTEIN MOR PRIM.	Primary School	4	NQ1	226	251	0	252	7	36.00	95.76	FJ Strauss																	0
85	ENGELBRECHT NGK PRIM.	Primary School	4	NQ1	210	243	0	241	7	34.43	96.84	VGK-Sandveld														Keep open - located in Elandsbaai		0	
86	GRAAFWATER HS.	Combined School	4	NQ4	337	226	349	596	23	25.91	96.55			WCE 648(85)	3.59		x			x						Send primary component to Graafwater PS and make HS only. Receive secondary learners from P.W. De Bruin.	School and hostel was upgraded	Maintenance 2024/25	

TEMPLATE 5.8: DISTRICT ANALYSIS - WEST COAST  
USER DEPARTMENT: EDUCATION

[List sorted alphabetically per Education District\*, then "Total Enrolment"]

SCHOOL NAME	SCHOOL TYPE	CIRCUIT	QUINTILE	LEARNERS 10 YEARS AGO	PRIMARY	SECONDARY	TOTAL ENROL	TOTAL CLASSROOMS	TOTAL CLASSROOM RATIO	UTILISATION	PLANKIE SKOOL	LEASE SCHOOLS	ROUTES	CONDITION ASSESSMENT	New School	Receiving school	Replacement School	Additional Classrooms	Split Combined School	Decant Gr 8&9	Close School	Purchase leased school	Upgrade local	New Hostel	D: IP&M Notes	Infrastructure Projects	MAINTENANCE PROJECTS
87 GRAAFWATER PRIM.	Primary School	4	NQ3	222	302	0	304	15	20.27	119.40			WCE 361(21)	3.73		x		x						x	Receive primary learners from Graafwater HS, Kromland and Elandsfontein	New hostel at Graafwater PS; additional classrooms as a second phase in order to accommodate closure of Lepoldville, Sandberg, Langvlei.	Maintenance 2021/22
88 GROOTKLOOF PRIM	Primary School	4	NQ1	0	36	0	34	1	34.00	47.60				3.68							x				Close school and decant to Ollants Vallei PS		0
89 HEXRIVIER NGK PRIM.	Primary School	4	NQ2	85	123	0	125	3	41.67	75.42	Visser Citrus Boerdery		WCE 486(54)								x				Close school and decant to Ollants Vallei PS		0
90 KROMLAND NGK PRIM.	Primary School	4	NQ1	42	24	0	28	2	14.00	39.33	GES de Beer										x				Close school and decant to Graafwater PS		0
91 KWEKKRAAL NGK PRIM.	Primary School	4	NQ1	106	123	0	132	4	33.00	197.44	Mouton Citrus (Pty) Ltd		WCE 011*(188*) WCE 515(43)								x				Close school and decant to Ollants Vallei PS		0
92 LAMBERTSBAAI LS.	Primary School	4	NQ5	122	147	0	173	12	14.42	40.80				3.85							x				Close school and send learners to P. v. de Bruin PS.		0
93 LANGVLEI SSKV PRIM.	Primary School	4	NQ1	45	53	0	54	3	18.00	67.80	Marius Carstens		WCE 202(241)								x				Close school and decant to Graafwater PS		0
94 LEIPOLDTVILLE NGK PRIM.	Primary School	4	NQ1	95	94	0	95	1	95.00	72.29	Mr H van Zyl		WCE 355(56)	4.01							x				Close school and decant to Graafwater PS		0
95 NOORDHOEK NGK PRIM.	Primary School	4	NQ1	201	283	0	292	10	29.20	166.49	Mr Gerrit van der Merwe		WCE 084*(319*)	3.5													0
96 OLIFANTSVALLEI PRIM	Primary School	4	NQ5	354	271	0	272	14	19.43	53.72				4.08	x		x								Additional Classroom required in 2018/19 (one)	Maintenance 2027/28	
97 P.W. DE BRUIN PRIM.	Intermediate School	4	NQ4	790	635	135	776	27	28.74	83.57			WCE 390(26) WCE 522(75)	2.77	x					x					Receive learners from Olifants PS, Grootkloof, Hexriver and Kweekraal PS. Receive learners from Lantsoekop LS. Send secondary learners to Graafwater HS.		Maintenance 2027/28
98 PAARDEKOP NGK PRIM.	Primary School	4	NQ1	128	213	0	218	7	31.14	89.24	Erasmus en Belle van Zyl		WCE 354(59*)														0
99 SANDBERG NGK PRIM.	Primary School	4	NQ1	48	61	0	66	4	16.50	62.12	Laubscher Bros.		WCE 616(27)								x				Close school and decant to Graafwater PS		0
100 SEDERBERG PRIM.	Primary School	4	NQ3	872	1 251	0	1 255	33	38.03	119.58			WCE 012*(82*) WCE 013*(27*) WCE 125*(60*) WCE 172*(30*) WCE 391*(124*) WCE 438*(18*) WCE 599*(23*)	3.88												Maintenance 2023/24	
101 WUPPERTHAL MOR PRIM.	Intermediate School	4	NQ1	262	169	39	218	8	27.25	55.49	Moravian church										x				Send secondary learners to Clan William SS.		0
102 BITTERFONTEIN PRIM.	Primary School	5	NQ1	131	128	0	126	8	15.75	88.73	VGK: Nuwerus			3.36							x				Close school and send learners to Nuwerus HS (possibly?)		0
103 BOOYSENDAL NGK PRIM.	Primary School	5	NQ1	65	88	0	104	5	20.80	157.92	VGK: Booyensdal		WCE 617(31)								x				Close school and decant learners to Vergenoeg PS		0
104 DORINGBAAI PRIM.	Primary School	5	NQ1	164	142	0	143	7	20.43	58.02				2.11													Maintenance 2027/28
105 EBENHAESER PRIM.	Intermediate School	5	NQ1	511	378	148	529	17	31.12	77.10	VESELBORD OPSLAANGBOU		WCE 015(83) WCE 316(56) WCE 613(96)				x				x				School identified as a replacement. Secondary learners to go to Lutzville HS.	Replace school	0
106 KAPEL NGK PRIM.	Primary School	5	NQ1	83	104	0	107	5	21.40	53.61	Mr Almar Engelbrecht										x				Close school and decant learners to Klawer LS		0
107 KLAWER LS.	Primary School	5	NQ5	172	276	0	280	8	35.00	66.87			WCE 108*(32*)	3.56	x								x		Receive learners from De Neus and Kapeel	New hostel at Klawer LS	Maintenance 2018/19
108 KLEINRIVIER VGK LS	Primary School	5	NQ1	210	273	0	289	9	32.11	108.42				3.24													Maintenance 2028/29
109 KOEKENAAR VGK PRIM.	Primary School	5	NQ1	212	343	0	343	10	34.30	162.91	VGK: Ebenaezer		WCE 019(56)														0
110 LUTZVILLE HS.	Combined School	5	NQ5	390	242	210	452	17	26.59	89.04				3.35	x		x								Additional classrooms requested by district to receive secondary learners from Ebenhaezer and Uitskyk	Additional classrooms in 2018/19.	Maintenance 2028/29
111 LUTZVILLE NGK PRIM.	Primary School	5	NQ1	164	271	0	275	7	39.29	104.95	VOORAFVERVAARDIG			3.44			x								School identified as a replacement school	Replace school	0
112 MASKAM PRIM.	Primary School	5	NQ4	601	716	0	712	19	37.47	122.73	VOORAFVERVAARDIG		WCE 195*(36*)	3.53	x	x					x				Secondary learners to attend Van Rhynsdorp HS.	Abolitions upgraded. Replacement school	0
113 NAASTDRIFT PRIM.	Primary School	5	NQ1	176	270	0	277	6	46.17	137.24			WCE 213(39)	3.42		x		x							Receive learners from Waverland PS - Additional classrooms	Additional classrooms in 2019/20.	Maintenance 2016/17
114 NIEUWOUDT PRIM.	Intermediate School	5	NQ4	856	766	163	943	23	41.00	93.55	LIGTE MONTASIE		WCE 108*(32*) WCE 192*(60*)	4.23			x				x				School identified as a replacement school. Secondary learners to attend Van Rhynsdorp HS	Replace school	0
115 NUWEFONTEIN PRIM.	Primary School	5	NQ1	55	30	0	30	2	15.00	42.00	VGK: Nuwerus										x				Close school and send learners to Nuwerus HS		0
116 NUWERUS HS.	Combined School	5	NQ3	226	69	185	258	10	25.80	77.92				2.02	x				x						Receive learners from Nuwefontein and Bitterfontein. Split school		Maintenance 2027/28
117 RIETPOORT RK PRIM.	Intermediate School	5	NQ1	205	127	20	149	13	11.46	61.75	Diocese of Keimoes										x				Send secondary learners to Nuwerus HS		0
118 SPRUITDRIFT PRIM.	Primary School	5	NQ1	169	166	0	170	7	24.29	65.83			WCE 640(27)														Maintenance 2022/23
119 ST. BONIFACE (RK) PRIM.	Intermediate School	5	NQ1	185	155	6	180	9	20.00	72.00	Catholic Church										x				Send secondary learners to Nuwerus HS		0
120 STEIHOOGTE NGK PRIM.	Primary School	5	NQ1	124	217	0	251	8	31.38	149.27				3.24													Maintenance 2028/29
121 TRAWAL PRIM.	Primary School	5	NQ1	106	124	0	123	4	30.75	115.96			WCE 192*(60*)	3.64											Receive learners from Koprassier PS; send secondary learners to Lutzville HS.		Maintenance 2021/22
122 UITKYK PRIM.	Intermediate School	5	NQ2	767	739	160	946	20	47.30	108.29			WCE 625(32)	3.46		x					x				Abolitions upgraded	Maintenance 2024/25	
123 VANRHYNSDORP HS.	Combined School	5	NQ5	295	138	283	414	13	31.85	63.98			WCE 195*(36*)	3.54		x		x	x						Additional classrooms requested to accommodate Gr 8 & 9 learners from Maskam. Split school.	Additional classrooms in 2020/21	Maintenance 2018/19
124 VERGENOEG RK PRIM.	Primary School	5	NQ1	330	878	0	876	23	38.09	149.56															Receive learners from Booyensdal PS		Maintenance 2021/22
125 VREDENDAL HS.	Secondary School	5	NQ5	460	0	372	464	14	33.14	104.40				3.43													Maintenance 2020/21
126 VREDENDAL LS.	Primary School	5	NQ5	519	566	0	569	21	27.10	66.71				3.83													Maintenance 2023/24
127 VREDENDAL SEK.	Secondary School	5	NQ3	1 192	0	1 017	1 078	28	38.50	79.93			WCE 392*(85*) WCE 393(199)	3.56													Maintenance 2021/22
128 VREDENDAL-NOORD PRIM.	Primary School	5	NQ3	1 363	1 130	0	1 127	31	36.35	96.86			WCE 392*(85*)	3.72													Maintenance 2021/22

# **TEMPLATE 5.9: DISTRICT ANALYSIS SUMMARY - NEW SCHOOLS**

## **USER DEPARTMENT: EDUCATION**

**Note: District Analysis Findings. Not Reflection of Budget.**

**[List sorted alphabetically per "Provincial Priority"]**

Provincial Priority	District Priority	New School	Education District
1	5	Nomzamo PS	Metro East
2	3	New HS required for George area	Eden & Central Karoo
3	3	New Stellenbosch HS (English Medium)	Cape Winelands
4	2	New HS for Darling.	West Coast
5	2	New Phillipi PS	Metro South
6	4	Fisantekraal PS	Metro North
7	5	New Buhrein Estate PS	Metro North
8	3	New Beacon Valley PS	Metro South
9	5	St. Helenabaai HS	West Coast
10	1	Caledon PS	Overberg
11	2	Bredasdorp PS	Overberg
12	4	New Mbekweni/Wellington HS	Cape Winelands
13	4	New PS in Chris Nissen area (Knysna)	Eden & Central Karoo
14	4	New Dennegeur PS	Overberg
15	6	Inkanini HS	Metro East
16	5	New HS in Sedgefield	Eden & Central Karoo
17	6	Pacaltsdorp PS	Eden & Central Karoo
18	5	New Klapmuts PS	Cape Winelands
19	6	New Nkqubela HS	Cape Winelands
20	6	Melkbosstrand PS	Metro North
21	7	Doornbach PS	Metro North
22	6	New HS in Porterville.	West Coast
23	7	Mosselbaai PS	Eden & Central Karoo
24	8	Witsand PS	Metro North
25	8	Pacaltsdorp SS	Eden & Central Karoo



# **TEMPLATE 5.9: DISTRICT ANALYSIS SUMMARY - NEW SCHOOLS**

## **USER DEPARTMENT: EDUCATION**

**Note: District Analysis Findings. Not Reflection of Budget.**

**[List sorted alphabetically per "Provincial Priority"]**

Provincial Priority	District Priority	New School	Education District
26	7	Vredenburg HS	West Coast
27	10	Doornbach HS	Metro North
28	11	Witsand HS	Metro North
29	9	Mosslebay SS	Eden & Central Karoo
Donar	4	New Capricorn PS	Metro South
Year 0	1	New Robertson HS - site pending.	Cape Winelands
Year 0	1	New PS in Thembaletu	Eden & Central Karoo
Year 0	1	Jagtershof PS	Metro East
Year 0	1	New Mfuleni PS	Metro North
Year 0	1	New Tafelsig PS	Metro South
Year 0	1	Saldanha PS	West Coast
Year 0	2	New Klapmuts HS	Cape Winelands
Year 0	2	Rose Valley PS (Oudtshoorn)	Eden & Central Karoo
Year 0	2	Inkanini PS	Metro East
Year 0	2	New Mfuleni HS	Metro North
Year 0	3	Sir Lowry's Pass SS	Metro East
Year 0	3	Langeberg PS	Metro North
Year 0	3	Grabouw PS	Overberg
Year 0	3	Piketberg PS	West Coast
Year 0	4	Jagtershof HS	Metro East
Year 0	4	Malmesbury PS	West Coast
Year 0	5	Villiersdorp PS	Overberg

**TEMPLATE 5.9: DISTRICT ANALYSIS SUMMARY - NEW SCHOOLS**  
**USER DEPARTMENT: EDUCATION**

**Note: District Analysis Findings. Not Reflection of Budget.**  
**[List sorted alphabetically per "Provincial Priority"]**

Provincial Priority	District Priority	New School	Education District
Year 0	7	Gordons Bay HS	Metro East
Year 0	8	Macassar PS	Metro East
Year 0	9	New Sir Lowry's Pass PS	Metro East
Year 0	9	Langeberg HS	Metro North
	MTEF	Stofland PS	Cape Winelands
	MTEF	Worcester HS	Cape Winelands
	MTEF	Zwelithemba HS	Cape Winelands
	MTEF	Tulbagh PS	Cape Winelands
	MTEF	Thembaletu SS	Eden & Central Karoo
	MTEF	Concordia PS	Eden & Central Karoo
	MTEF	Concordia SS	Eden & Central Karoo
	MTEF	Kwanakuthula PS	Eden & Central Karoo
	MTEF	Gugulethu HS	Metro Central
	MTEF	Silikamwa HS	Metro Central
	MTEF	Disa Road PS	Metro East
	MTEF	Eersterivier PS	Metro East
	MTEF	Eersterivier SS	Metro East
	MTEF	Vredeklouf PS	Metro East
	MTEF	New Delft North PS	Metro North
	MTEF	New Silversand SS	Metro North
	MTEF	New Kraaifontein HS	Metro East
	MTEF	Wallacedene PS (Bloekompos)	Metro East
	MTEF	Happy valley PS	Metro North
	MTEF	Umyezu Wama Aphile HS	Overberg
	MTEF	New Moorreesburg HS	West Coast

# **TEMPLATE 5.10: DISTRICT ANALYSIS SUMMARY - REPLACEMENT SCHOOLS**

**USER DEPARTMENT: EDUCATION**

**Note: District Analysis Findings. Not Reflection of Budget.**

**[List sorted alphabetically per "Provincial Priority"]**

Provincial Priority	District Priority	Replacement School	Condition Assessment		Education District
2	1	Wemmershoek PS	2.86	A	Cape Winelands
3	1	Thomas Wildschutt Prim.	2.89	A	Metro South
4	1	De Waalville Prim.	2.95	A	Eden & Central Karoo
5	1	Mvula Prim.	2.97	A	Metro North
6	2	Hyde Park Prim.	3.13	A	Metro South
7	3	Seaview Prim.	3.15	A	Metro South
8	2	Dagbreek LS	3.16	A	Cape Winelands
9	2	Bergsig PS	3.18	A	Eden & Central Karoo
10	4	Sid G. Rule Prim.	3.2	A	Metro South
11	3	Victoriapark PS	3.23	A	Cape Winelands
12	5	Wynberg Sek.	3.25	A	Metro South
13	4	Magnolia PS	3.33	A	Cape Winelands
14	5	William Lloyd PS	3.38	A	Cape Winelands
15	3	Protea Park Prim.	3.39	A	Metro North
16	6	Charleston Hill SS	3.47	A	Cape Winelands
17	1	Hopefield PS	3.56	A	West Coast
18	2	Morgenson Prim.	3.59	A	Metro Central
19	7	Nederburg PS	3.71	A	Cape Winelands
20	8	Paarlzicht PS	3.82	A	Cape Winelands
Year 0	2	Klipheuwel Prim.			Metro North
Year 0	2	Chatsworth AME PS			West Coast
	MTEF	Zeekoevlei Prim.	2.07		Metro South
	MTEF	Edendale/Sonderend PS	2.26		Metro Central
	MTEF	Portia Prim.	2.61		Metro Central

# **TEMPLATE 5.10: DISTRICT ANALYSIS SUMMARY - REPLACEMENT SCHOOLS**

**USER DEPARTMENT: EDUCATION**

**Note: District Analysis Findings. Not Reflection of Budget.**

**[List sorted alphabetically per "Provincial Priority"]**

Provincial Priority	District Priority	Replacement School	Condition Assessment	Education District
	MTEF	Grassy Park Sec.	2.75	Metro South
	MTEF	Crestway Sec.	2.79	Metro South
	MTEF	Woodlands Prim.	2.85	Metro Central
	MTEF	Manenberg Prim.	2.91	Metro Central
	MTEF	Pelican Park High School	2.91	Metro South
	MTEF	Panorama PS. (Vredenburg)	2.91	West Coast
	MTEF	Uitsig Prim.	3.01	Metro North
	MTEF	Sunnyside Prim.	3.02	Metro Central
	MTEF	Harmony Prim.	3.02	Metro South
	MTEF	P.C. Petersen PS	3.06	Cape Winelands
	MTEF	Scottsdene Sek.	3.06	Metro East
	MTEF	Bonnievale PS	3.07	Cape Winelands
	MTEF	Diaz PS	3.07	Eden & Central Karoo
	MTEF	Qhayiya Sec. School	3.07	Overberg
	MTEF	Pacaltsdorp SS	3.08	Eden & Central Karoo
	MTEF	Umyezo Wama Apile Prim.	3.12	Overberg
	MTEF	Sunray Prim	3.16	Metro North
	MTEF	Kwa-Faku Prim	3.16	Metro South
	MTEF	Panorama PS. (Riversdal)	3.17	Eden & Central Karoo
	MTEF	Touwsrante Vgk PS	3.17	Eden & Central Karoo
	MTEF	Willows Prim.	3.2	Metro Central
	MTEF	Swartberg Prim.	3.24	Overberg
	MTEF	Waveren HS	3.3	Cape Winelands
	MTEF	Bloekombos Prim	3.32	Metro East

# **TEMPLATE 5.10: DISTRICT ANALYSIS SUMMARY - REPLACEMENT SCHOOLS**

**USER DEPARTMENT: EDUCATION**

**Note: District Analysis Findings. Not Reflection of Budget.**

**[List sorted alphabetically per "Provincial Priority"]**

Provincial Priority	District Priority	Replacement School	Condition Assessment		Education District
	MTEF	Blackheath Prim.	3.34		Metro East
	MTEF	Rheenendal PS	3.35		Eden & Central Karoo
	MTEF	Laurie Hugo PS	3.44		West Coast
	MTEF	Accordionstraat Prim.	3.49		Metro North
	MTEF	Phillipi Sec	3.53		Metro South
	MTEF	Delft-South Prim	3.56		Metro North
	MTEF	Montana Prim.	3.65		Metro Central
	MTEF	Langeberg SS	3.73		Cape Winelands
	MTEF	Turfhall Prim.	3.94		Metro Central
	MTEF	Ebenezer PS	4.2		Cape Winelands
	MTEF	Dal Josaphat PS			Cape Winelands
	MTEF	Nal'ikamva Prim			Metro North
	MTEF	A.Z. Berman High School			Metro South
	MTEF	Rio Grande Prim.	2.27	A	Metro Central
	MTEF	Zeekoevlei Sec.			Metro South

**TEMPLATE 5.11: DISTRICT ANALYSIS SUMMARY - ADDITIONAL CLASSROOMS**  
**USER DEPARTMENT: EDUCATION**

**Note: District Analysis Findings. Not Reflection of Budget.**  
**[List sorted alphabetically per "Provincial Priority"]**

Provincial Priority	District Priority	Additional Classrooms	Education District
1	1	Eendekuil PS	West Coast
2	1	Volschenk LS	Eden & Central Karoo
3	1	Saambou Prim.	Metro Central
4	3	Boy Muller PS	Cape Winelands
5	2	Voorwaarts PS	Eden & Central Karoo
6	2	Graafwater PS	West Coast
7	3	Redelinghuys LS	West Coast
8	1	Khanyolwethu Sec	Metro East
9	1	New Eisleben Sec	Metro South
10	1	Intsebenziswano Sec	Metro South
11	2	Camps Bay Prep.	Metro Central
12	2	Siphamandla Sec.	Metro East
13	2	Masibambane Sec	Metro East
14	1	Bredasdorp HS	Overberg
14	2	Masiphumelele Hs	Metro South
15	2	Kleinmond Laer	Overberg
16	3	Volmoed PS	Eden & Central Karoo
17	4	Devonvallei PS	Cape Winelands
18	4	Milnerton Prim.	Metro Central
19	3	Isilimela Sec	Metro Central
20	3	Macassar Sek	Metro East
21	3	Milnerton Hs.	Metro North
22	3	Zisukhanyo Sec.	Metro South
23	3	Riviersonderend PS	Overberg
24	4	De Rust SS	Eden & Central Karoo
25	4	Phakama Sec.	Metro South
26	4	Protea PS	Overberg
27	4	Vanrhynsdorp HS	West Coast
28	5	Siyafuneka PS	Cape Winelands
29	5	Dieprivier VGK PS	Eden & Central Karoo
30	5	Siyabulela Prim.	Metro Central
31	5	Phandulwazi Hs.	Metro South
32	5	Swellendam HS	Overberg
33	5	Lutzville HS	West Coast
34	6	Charleston Hill PS	Cape Winelands



**TEMPLATE 5.11: DISTRICT ANALYSIS SUMMARY - ADDITIONAL CLASSROOMS**  
**USER DEPARTMENT: EDUCATION**

**Note: District Analysis Findings. Not Reflection of Budget.**  
**[List sorted alphabetically per "Provincial Priority"]**

Provincial Priority	District Priority	Additional Classrooms	Education District
35	6	Haarlem SS	Eden & Central Karoo
36	6	Maitland Sek.	Metro Central
37	6	Siyazakha Prim.	Metro South
38	6	Olifantsvallei PS	West Coast
39	7	Groendal SS	Cape Winelands
40	7	Herold LS	Eden & Central Karoo
41	7	Windermere Sek.	Metro Central
42	7	Parkhurst Prim.	Metro South
43	7	Naastdrift PS	West Coast
44	8	Masakheke Combined	Cape Winelands
45	8	Kairos SS	Eden & Central Karoo
46	8	Bonga Lower Prim.	Metro Central
47	8	Nal'Uxulo Prim.	Metro South
48	8	Steenberg'S Cove PS	West Coast
49	9	Ladismith Sek.	Eden & Central Karoo
50	9	I. D. Mkize Sen Sec	Metro Central
51	10	De Rust PS	Eden & Central Karoo
52	10	Athlone Sec.	Metro Central
53	11	Kretzenshoop PS	Eden & Central Karoo
54	11	Pinelands Hs.	Metro Central
55	12	Mzoxolo Prim.	Eden & Central Karoo
56	12	The Pinelands Prim.	Metro Central
57	13	Murray HS	Eden & Central Karoo
58	13	Grove Prim.	Metro Central
59	14	Van Der Hoven LS	Eden & Central Karoo
60	15	Calitzdorp HS	Eden & Central Karoo
61	16	Wittedrift HS	Eden & Central Karoo
	MTEF	Ashton Sek. Skool	Cape Winelands
	MTEF	Bonnievale HS	Cape Winelands
	MTEF	Dalweide PS	Cape Winelands
	MTEF	Luckhoff SS	Cape Winelands
	MTEF	Mcgregor PS	Cape Winelands
	MTEF	Stellenbosch LS	Cape Winelands
	MTEF	Idasvallei PS	Cape Winelands
	MTEF	Kayamandi SS	Cape Winelands

**TEMPLATE 5.11: DISTRICT ANALYSIS SUMMARY - ADDITIONAL CLASSROOMS**  
**USER DEPARTMENT: EDUCATION**

**Note: District Analysis Findings. Not Reflection of Budget.**  
**[List sorted alphabetically per "Provincial Priority"]**

Provincial Priority	District Priority	Additional Classrooms	Education District
	MTEF	Tulbagh HS	Cape Winelands
	MTEF	Garden Route PS	Eden & Central Karoo
	MTEF	John D Crawford PS	Eden & Central Karoo
	MTEF	Milkwood PS	Eden & Central Karoo
	MTEF	Murraysburg PS	Eden & Central Karoo
	MTEF	Plettenbergbaai SS	Eden & Central Karoo
	MTEF	Claremont Hs	Metro Central
	MTEF	Greenfield Girls' Prim.	Metro Central
	MTEF	Livingstone Hs.	Metro Central
	MTEF	Camps Bay Prim.	Metro Central
	MTEF	Thandokhulu Sec	Metro Central
	MTEF	Lwazi Prim.	Metro Central
	MTEF	Belgravia Sec.	Metro Central
	MTEF	Montevideo PS	Metro Central
	MTEF	Hottentots-Holland Hs.	Metro East
	MTEF	Beverley Park Prim.	Metro East
	MTEF	Gordonsbaai Ls.	Metro East
	MTEF	Kuyasa Prim	Metro East
	MTEF	Scottsville Sek.	Metro East
	MTEF	Vuselela Prim.	Metro East
	MTEF	Bishop Lavis Prim.	Metro North
	MTEF	Bosmansdam Hs.	Metro North
	MTEF	Eben Donges Hs.	Metro East
	MTEF	Gardenia Prim.	Metro North
	MTEF	Hector Peterson Sec.	Metro East
	MTEF	Masibambisane Sec.	Metro North
	MTEF	Monte Vista Prim.	Metro North
	MTEF	Panorama Ls.	Metro North
	MTEF	Seamount PS	Metro North
	MTEF	Bergvliet Hs.	Metro South
	MTEF	Masivuke Prim.	Metro South
	MTEF	Ocean View Sec.	Metro South
	MTEF	Pelican Park Primary	Metro South
	MTEF	Plumstead Hs.	Metro South

**TEMPLATE 5.11: DISTRICT ANALYSIS SUMMARY - ADDITIONAL CLASSROOMS**  
**USER DEPARTMENT: EDUCATION**

**Note: District Analysis Findings. Not Reflection of Budget.**  
**[List sorted alphabetically per "Provincial Priority"]**

Provincial Priority	District Priority	Additional Classrooms	Education District
	MTEF	Samora Machel Prim	Metro South
	MTEF	South Peninsula Hs.	Metro South
	MTEF	Vukani Prim.	Metro South
	MTEF	Weltevreden Valley Core Prim.	Metro South
	MTEF	Westlake Prim	Metro South
	MTEF	Zwaanswyk Hs.	Metro South
	MTEF	Swellendam SS	Overberg
	MTEF	Gansbaai Academia	Overberg
	MTEF	Hermanus HS	Overberg
	MTEF	Mount Pleasant PS	Overberg
	MTEF	Swartland LS	West Coast
	MTEF	Wesbank SS	West Coast
	MTEF	Hopefield HS	West Coast
	MTEF	Langebaanweg LS	West Coast
	MTEF	Saldanha LS	West Coast
	MTEF	Vredenburg LS	West Coast

**TEMPLATE 5.12: DISTRICT ANALYSIS SUMMARY - HOSTEL UPGRADE**  
**USER DEPARTMENT: EDUCATION**

**Note: District Analysis Findings. Not Reflection of Budget.**

**[List sorted alphabetically per "Provincial Priority" then "District Priority"]**

Provincial Priority	District Priority	Upgrade hostel	Education District
1	1	Boy Muller PS	Cape Winelands
2	1	George SS	Eden & Central Karoo
3	1	Okkie Smuts PS	Overberg
4	1	Redelinghuys LS	West Coast
5	2	Skurweberg SS	Cape Winelands
6	2	Knysna SS	Eden & Central Karoo
7	3	Bastiaanse SS	Eden & Central Karoo
8	4	Volmoed PS	Eden & Central Karoo
9	5	Sao Bras SS	Eden & Central Karoo
10	6	Ladismith SS	Eden & Central Karoo
11	7	Knysna HS	Eden & Central Karoo
12	8	Zwartberg HS	Eden & Central Karoo

**TEMPLATE 5.13: DISTRICT ANALYSIS SUMMARY - NEW HOSTELS****USER DEPARTMENT: EDUCATION**

**Note: District Analysis Findings. Not Reflection of Budget.**

**[List sorted alphabetically per "Provincial Priority" then "District Priority"]**

<b>Provincial Priority</b>	<b>District Priority</b>	<b>New Hostel</b>	<b>Education District</b>
1	1	Eendekuil PS	West Coast
2	1	Gerrit Du Plessis SS	Eden & Central Karoo
3	1	New Caledon PS	Overberg
4	2	Gamka-Oos PS	Eden & Central Karoo
5	1	Koue Bokkeveld LS	Cape Winelands
6	2	Albert Myburgh SS	Overberg
7	2	Graafwater PS	West Coast
8	3	Voorwaarts Prim.	Eden & Central Karoo
9	3	Die Bron PS	Overberg
10	4	Slangrivier PS	Eden & Central Karoo
11	3	Laurie Hugo PS	West Coast
12	4	Klawer LS	West Coast
13	5	Groot-Brakrivier SS	Eden & Central Karoo
14	6	Sedgefield PS	Eden & Central Karoo
15	7	Volschenk LS	Eden & Central Karoo
16	8	Dieprivier VGK PS	Eden & Central Karoo
17	9	Acacia PS	Eden & Central Karoo

**TEMPLATE 5.14: DISTRICT ANALYSIS SUMMARY - LEASED SCHOOL PURCHASE**  
**USER DEPARTMENT: EDUCATION**

[List sorted alphabetically per "Education District"]

Purchase leased school	District
St. Vincent RC PS	Cape Winelands
Weber Gedenk NGK PS	Cape Winelands
Rawsonville PS	Cape Winelands
Orchard PS	Cape Winelands
Sandhills NGK PS	Cape Winelands
Worcester RK PS	Cape Winelands
Aan De Doorns NGK PS	Cape Winelands
Huguenoot VGK PS	Cape Winelands
Le Chasseur VGK PS	Cape Winelands
Overhex NGK PS	Cape Winelands
Gelukshoop NGK PS	Cape Winelands
Amalienstein LB PS	Eden and Central Karoo
Excelsior VGK PS	Eden and Central Karoo
Hibernia VGK PS	Eden and Central Karoo
Melkhoutfontein PS	Eden and Central Karoo
Sacred Heart RK PS	Eden and Central Karoo
St. Blaize RK PS	Eden and Central Karoo
St. Mary's RK PS (George)	Eden and Central Karoo
St. Paul's EK PS.(George)	Eden and Central Karoo
St. Paul'S Prim. (Wynb)	Metro Central
St. Raphael'S Rc Prim.	Metro Central
Talfalah Prim.	Metro Central
Habibia Prim.	Metro Central
Pella Mor Prim.	Metro North
St. Augustine'S Rc Prim. Parow	Metro North
Immaculata RK Sec.	Metro South
Muhammadeyah Mos Prim.	Metro South
St. Augustine'S RC Prim.	Metro South
St. Mary'S (Rc) Prim (Nyanga)	Metro South
Elim Mor PS	Overberg
De Rust Futura Akademie	Overberg
L.R. Schmidt Mor PS	Overberg
Groenvlei PS	West Coast



**TEMPLATE 5.14: DISTRICT ANALYSIS SUMMARY - LEASED SCHOOL PURCHASE**  
**USER DEPARTMENT: EDUCATION**

[List sorted alphabetically per "Education District"]

Purchase leased school	District
Koringberg PS	West Coast
Goedverwacht Mor. PS	West Coast
Holy Cross PS	Eden and Central Karoo
Oranjekloof PS	Metro Central
Somerset West Met PS	Metro East
Strand Mos. PS	Metro East
Vlottenberg PS	Cape Winelands
Wupperthal Mor. PS	West Coast

**TEMPLATE 6.1: NEW SCHOOLS & HOSTELS**  
**USER DEPARTMENT: EDUCATION**

Facility/Asset Name and Project Name (List all projects pertaining to a specific facility/asset per category)	District	Municipality	Area	Type of infrastructure	Current Project Stage	Project Duration		Source of funding	Total project cost	Actual Expenditure until end of 2015/16	Projection till end of 2016/17	Total Projected Expenditure 2016/17	MTEF Revised Forward estimates		MTEF Revised Forward estimates		MTEF Revised Forward estimates		MTEF Revised Forward estimates		MTEF Revised Forward estimates	
						Planned site handover	Planned practical completion date						2017/18 R'000	2018/19 R'000	2019/20 R'000	2020/21 R'000	2021/22 R'000	2022/23 R'000	2023/24 R'000	2024/25 R'000	2025/26 R'000	2026/27 R'000
Name School	District	Municipality	Area	Type of infrastructure	Current Project Stage	Site Handover	Practical Completion	Source of funding	Total project cost	Expenditure until end of 2015/16	Expenditure to date from previous years up to 16/17	Projection till end of 2016/17	2017/18	2018/19	2019/20	2020/21	2021/22	2022/23	2023/24	2024/25	2025/26	2026/27
Concordia SS	Eden & Central Karoo	Krinyana	Krinyana	New School Secondary	Practical Completion	Sep-14	Oct-16	ES	66 885	51 879	10 506	62 385	4 500									
Shenjongo HS	Metro North	City of Cape Town	Milnerton	New School Secondary	Practical Completion	Feb-15	Oct-16	ERG	59 828	37 728	21 600	59 328	500									
Vredenburg (Louvville) SS	West Coast	Saldanha	Vredenburg	New School Secondary	Practical Completion	Jan-15	Dec-16	ERG	66 942	33 062	33 360	66 442	500									
Worcester HS	Cape Winelands	Breedee Valley	Worcester	New School Secondary	Construction	Sep-15	Feb-17	ES	67 101	27 132	33 000	60 132	6 969									
Zwelithemba SS	Cape Winelands	Breedee Valley	Worcester	New School Secondary	Practical Completion	Jul-15	Dec-16	ERG	60 506	20 012	36 350	56 362	4 144									
Tubagh PS	Cape Winelands	Witzenberg	Tubagh	New School Primary	Practical Completion	Jul-15	Dec-16	ERG	78 065	29 309	35 139	64 448	13 617									
Rusthof School (LSEN)	Metro East	City of Cape Town	Strand	New School - special	Construction	Sep-15	Feb-17	ERG	84 965	35 261	38 068	73 329	11 636									
Eersterivier HS	Metro East	City of Cape Town	Eersterivier	New School Secondary	Construction	Jun-16	Oct-17	ERG	62 969	4 003	27 969	31 972	25 000	5 997								
Concordia PS	Eden & Central Karoo	Krinyana	Krinyana	New School Primary	Design	Jun-17	Dec-18	ERG	48 076	2 568	4 076	6 644	10 000	31 432								
Cherie Botha School (LSEN)	Metro East	City of Cape Town	Stikland	New School - special	Construction	Feb-16	May-17	ERG	77 352	15 131	35 000	50 131	21 221	6 000								
Umyezo Wama Aple SS (Grabouw SS)	Overberg	Theewaterskloof	Grabouw	New School Secondary	Construction	Aug-16	Oct-18	ES	69 599	27 219	3 000	30 219	25 000	13 380	1 000							
Stofand PS	Cape Winelands	Breedee Valley	De Doorns	New School Primary	Tender	Oct-17	Oct-19	ERG	56 000	5 964	1 000	6 964	10 000	21 036	18 000							
Silkamma HS (Houtbay HS)	Metro Central	City of Cape Town	Houtbay	New School Secondary	Tender	Jan-17	Sep-18	ERG	55 035	6 963	5 035	11 998	25 000	15 037	3 000							
Thembalethu SS No.2	Eden & Central Karoo	George	George	New School Secondary	Tender	Apr-17	Sep-18	ERG	59 014	4 409	7 514	11 923	30 000	15 091	2 000							
Vredeloof PS	Metro East	City of Cape Town	Brackenfel	New School Primary	Tender	Apr-17	Aug-18	ERG	59 357	1 230	4 357	5 587	25 000	23 770	5 000							
Delft HS	Metro North	City of Cape Town	Delft	New School Secondary	Design	Mar-17	Aug-18	ERG	65 000	1 503	4 500	6 003	25 000	28 997	5 000							
Walacodene PS (Boelcombos)	Metro East	City of Cape Town	Kraaifontein	New School Primary	Design	Jan-18	Jul-19	ERG	59 055	651	1 055	1 706	4 500	22 000	20 849	10 000						
Delft North PS	Metro North	City of Cape Town	Delft	New School Primary	Feasibility	Aug-17	Nov-18	ERG	57 500		2 500	2 500	25 000	25 000	5 000							
Kraaifontein HS	Metro East	City of Cape Town	Kraaifontein	New School Secondary	Tender	Mar-17	Nov-18	ERG	67 085	504	6 085	6 589	25 000	20 000	15 498							
Diaz Road PS (Die Boj)	Metro East	City of Cape Town	Strand	New School Primary	Feasibility	Jan-18	Apr-19	ERG	56 500		1 500	1 500	10 000	27 000	18 000							
Jakes Gerwel HS (Bonnievale )	Cape Winelands	Langeberg	Bonnievale	New School Secondary	Design	Apr-17	Mar-19	ERG	33 000				15 000	18 000								
Ithemba PS (Vlygrond)	Metro South	City of Cape Town	Vlygrond	New School Primary	Feasibility	Apr-17	Mar-18	ERG	2 000			2 000										
Tafelag HS (AZ Berman HS)	Metro South	City of Cape Town	Mitchells Plain	New School Secondary	Feasibility	Sep-18	May-20	ERG	59 000		500	500	5 000	15 000	25 000	13 500						
Moorensburg HS	West Coast	Swartland	Moorensburg	New School Secondary	Design	Jul-17	Feb-19	ERG	59 500		1 000	1 000	5 000	15 000	25 000	13 500						
Gentl Du Plessis SS	Eden & Central Karoo	Eden	Riversdal	New School Secondary	Pre-feasibility	Apr-19	Dec-20	ERG	20 000				2 000	2 000	17 000	1 000						
Saldanha Middepos PS (Replacing Buhrain Estate PS)	West Coast	Saldanha	Saldanha	New School Primary	Strategic Brief	Apr-19	Dec-20	ES	60 000				1 500	5 000	30 000	20 500	3 000					
St Louysie Pass SS	Metro East	City of Cape Town	St Louysie Pass	New School Secondary	Pre-feasibility	Apr-19	Dec-20	ERG	66 000				1 500	5 000	26 000	28 000	5 500					
Muleni HS (To replace Bardale Sec)	Metro North	City of Cape Town	Muleni	New School Secondary	Pre-feasibility	Aug-19	Aug-21	ERG	60 300				300	2 000	2 000	25 000	21 000	10 000				
Macassar PS Nr.2	Metro East	City of Cape Town	Macassar	New School Primary	Pre-feasibility	Aug-19	Aug-21	ERG	60 300				300	2 000	2 000	25 000	21 000	10 000				
Nonzamo SS	Metro East	City of Cape Town	Nonzamo	New School Secondary	Pre-feasibility	Apr-21	Oct-22	ERG	60 000					1 500	5 000	25 000	25 000	3 500				
Langeberg Cape Gate PS	Metro North	City of Cape Town	Durbanville	New School Primary	Pre-feasibility	Apr-21	Oct-22	ERG	60 000					1 500	5 000	25 000	25 000	3 500				
Darling HS NEW	West Coast	Swartland	Darling	New School Secondary	Pre-feasibility	Apr-21	Oct-22	ES	60 000					1 500	4 500	25 000	25 000	4 000				
Nonzamo PS	Metro East	City of Cape Town	Strand	New School Primary	Pre-feasibility	Apr-21	Oct-22	ERG	60 000					1 500	5 000	25 000	25 000	3 500				
Tafelag PS	Metro South	City of Cape Town	Mitchells Plain	New School Primary	Pre-feasibility	Oct-21	May-23	ERG	70 000					5 000	30 000	30 000	5 000					
Muleni PS (To replace Bardale PS)	Metro North	City of Cape Town	Muleni	New School Primary	Pre-feasibility	Oct-21	May-23	ERG	70 000					1 000	19 000	30 000	20 000					
Thembalethu PS	Eden & Central Karoo	George	George	New School Primary	Pre-feasibility	Oct-21	May-23	ERG	67 000					6 000	25 000	30 000	6 000					
Klapmuts HS	Cape Winelands	Stellenbosch	Klapmuts	New School Secondary	Pre-feasibility	Oct-21	May-23	ERG	72 000					6 000	30 000	25 000	11 000					
Robertson HS	Cape Winelands	Langeberg	Robertson	New School Secondary	Pre-feasibility	Oct-21	May-23	ERG	72 000					6 000	25 000	30 000	11 000					
Rose Valley PS	Eden & Central Karoo	Oudtshoorn	Oudtshoorn	New School Primary	Pre-feasibility	Oct-21	May-23	ERG	70 000					5 000	30 000	25 000	10 000					
Malmesbury PS	West Coast	Swartland	Malmesbury	New School Primary	Pre-feasibility	Oct-21	May-23	ERG	70 000					5 000	30 000	25 000	10 000					
Pieterberg PS	West Coast	Bergvliet	Pieterberg	New School Primary	Pre-feasibility	Oct-21	May-23	ERG	70 000					5 000	30 000	25 000	10 000					
Stellenbosch HS NEW	Cape Winelands	Stellenbosch	Stellenbosch	New School Secondary	Pre-feasibility	Oct-21	May-23	ES	70 000					6 000	20 000	30 000	14 000					
Philips PS NEW	Metro South	City of Cape Town	Philippi	New School Primary	Pre-feasibility	Oct-21	May-23	ES	70 000					6 000	20 000	30 000	14 000					
St Helenabaa HS	West Coast	Saldanha	St Helenabaa	New School Secondary	Pre-feasibility	Oct-21	May-23	ERG	65 000					6 000	5 000	15 000	39 000					
Buhrain Estate PS	Metro North	City of Cape Town	Durbanville	New School Primary	Pre-feasibility	Oct-21	May-23	ERG	60 300				300	2 000	5 000	25 000	21 000	7 000				
Inkani PS /Khayelitsha PS	Metro East	City of Cape Town	Khayelitsha	New School Primary	Pre-feasibility	Oct-21	May-23	ERG	55 000					2 000	5 000	25 000	21 000	2 000				
Faantekraal PS	Metro North	City of Cape Town	Durbanville	New School Primary	Pre-feasibility	Oct-21	May-23	ES	65 000					6 000	9 000	15 000	30 000	5 000				
Grabouw PS	Overberg	Theewaterskloof	Grabouw	New School Primary	Pre-feasibility	Apr-22	Mar-24	ERG	65 000					5 000	27 000	30 000	3 000					
Jagtenhof PS	Metro East	City of Cape Town	Kulnervier	New School Primary	Pre-feasibility	Aug-22	Apr-24	ERG	71 000					6 000	5 000	30 000	26 500	3 500				
Jagtenhof SS	Metro East	City of Cape Town	Kulnervier	New School Secondary	Pre-feasibility	Aug-22	Apr-24	ERG	76 000					6 000	5 000	30 000	30 000	5 000				
Mosselbaai PS	Eden & Central Karoo	Mossel Bay	Mossel Bay	New School Primary	Pre-feasibility	Aug-24	Apr-26	ERG	76 000					1 000	5 000	32 000	32 000	6 000				
Langeberg Cape Gate HS	Metro North	City of Cape Town	Durbanville	New School Secondary	Pre-feasibility	Oct-22	May-24	ERG	75 000								5 000	30 000	25 000	15 000		

TEMPLATE 6.1: NEW SCHOOLS & HOSTELS  
 USER DEPARTMENT: EDUCATION

Facility/Asset Name and Project Name (List all projects pertaining to a specific facility/asset per category)	District	Municipality	Area	Type of infrastructure	Current Project Stage	Project Duration		Source of funding	Total project cost  R'000	Actual Expenditure until end of 2015/16	Projection till end of 2016/17	Total Projected Expenditure 2016/17	MTEF Revised Forward estimates		MTEF Revised Forward estimates		MTEF Revised Forward estimates		MTEF Revised Forward estimates		MTEF Revised Forward estimates	
						Planned site handover	Planned practical completion date						2017/18 R'000	2018/19 R'000	2019/20 R'000	2020/21 R'000	2021/22 R'000	2022/23 R'000	2023/24 R'000	2024/25 R'000	2025/26 R'000	2026/27 R'000
Caledon PS	Overberg	Theewaterskloof	Caledon	New School Primary	Pre-feasibility	Oct-22	May-24	ES	60 000									5 000	25 000	25 000	5 000	
Bredasdorp PS	Overberg	Cape Agulhus	Bredasdorp	New School Primary	Pre-feasibility	Oct-22	May-24	ElG	65 000									5 000	25 000	25 000	10 000	
Doornbach PS	Metro North	City of Cape Town	Du Noon	New School Primary	Pre-feasibility	Oct-22	May-24	ES	65 000									5 000	25 000	30 000	5 000	
Villiersdorp PS	Overberg	Theewaterskloof	Villiersdorp	New School Primary	Pre-feasibility	Oct-23	May-25	ElG	61 000									3 000	27 000	27 000	4 000	
Sir Lowry's Pass PS	Metro East	City of Cape Town	Sir Lowry's Pass	New School Primary	Pre-feasibility	Aug-25	Apr-27	ElG	65 000									3 000	15 000	27 000	19 000	
Gordon's Bay SS	Metro East	City of Cape Town	Gordons Bay	New School Secondary	Pre-feasibility	Aug-25	Apr-27	ElG	61 000									3 000	25 000	15 000	17 000	
Beacon Valley PS	Metro South	City of Cape Town	Mitchells Plain	New school Primary	Pre-feasibility	Aug-25	Apr-27	ElG	65 000									1 000	5 000	28 000	27 500	
Wellington/Mbelemeni HS	Cape Winelands	Drakenstein	Mbelemeni	New School Secondary	Pre-feasibility	Aug-25	Apr-27	ElG	70 000									1 000	9 000	28 000	28 500	
Eden & Central Karoo Knyana PS (Chris Ntsheni)	Eden & Central Karoo	Knyana	Knyana	New School Primary	Pre-feasibility	Aug-25	Apr-27	ElG	66 000									1 000	5 000	28 000	28 500	
Denneweg PS	Overberg	Theewaterskloof	Grabouw	New School Primary	Pre-feasibility	Aug-25	Apr-27	ElG	66 000									1 000	5 000	28 000	28 500	
Inkani HS/ Khayelitsha HS	Metro East	City of Cape Town	Khayelitsha	New School Secondary	Pre-feasibility	Aug-25	Apr-27	ElG	70 000									1 000	9 000	28 000	28 500	
Sedgefield HS	Eden & Central Karoo	Knyana	Sedgefield	New School Secondary	Pre-feasibility	Aug-25	Apr-27	ElG	60 000									1 000	5 000	27 000	24 000	
Pacaladorp PS	Eden & Central Karoo	George	Pacaladorp	New School Primary	Pre-feasibility	Aug-25	Apr-27	ES	65 000									1 000	5 000	28 000	27 500	
New Klipmuts PS	Cape Winelands	Stellenbosch	Klipmuts	New School Primary	Pre-feasibility	Aug-25	Apr-27	ES	65 000									1 000	5 000	28 000	27 500	
New Niquibela HS	Cape Winelands	Langeberg	Robertson	New School Secondary	Pre-feasibility	Aug-25	Apr-27	ES	65 000									1 000	5 000	28 000	27 500	
Melkbosstrand PS	Metro North	City of Cape Town	Melkbos	New School Primary	Pre-feasibility	Aug-25	Apr-27	ES	65 000									3 000	15 000	28 000	16 000	
Koue Bokkeveld LS	Cape Winelands	Witzenberg	Koue Bokkeveld	New Hostel	Pre-feasibility	Aug-25	Apr-27	ElG	81 000									1 000	5 000	41 000	30 000	
Albert Myburgh SS	Overberg	Cape Agulhus	Bredasdorp	New Hostel	Pre-feasibility	Aug-25	Apr-27	ElG	81 000									1 000	5 000	41 000	4 000	
Voorwaarts PS	Eden & Central Karoo	Hessequa	Riversdal	New Hostel	Pre-feasibility	Aug-25	Apr-27	ElG	81 000									1 000	5 000	41 000	30 000	
Die Bron PS	Overberg	Overstrand	Stanford	New Hostel	Pre-feasibility	Aug-25	Apr-27	ElG	81 000									1 000	5 000	41 000	30 000	
Katona SS	Eden & Central Karoo	Eden	Heidelberg	New Hostel	Pre-feasibility	Aug-25	Apr-27	ElG	81 000									1 000	5 000	41 000	30 000	
Porterville HS	West Coast	Bergvliet	Porterville	New School Secondary	Pre-feasibility	Aug-25	Apr-27	ElG	56 000									1 000	5 000	27 200	20 000	
Wilbrand PS	Metro North	City of Cape Town	Atlanta	New School Primary	Pre-feasibility	Aug-25	Apr-27	ElG	76 000									1 000	5 000	30 000	36 200	
Doornbach HS	Metro North	City of Cape Town	Du Noon	New School Secondary	Pre-feasibility	Aug-25	Apr-27	ElG	76 000									1 000	5 000	30 000	36 200	
Wilbrand HS	Metro North	City of Cape Town	Atlanta	New School Secondary	Pre-feasibility	Aug-25	Apr-27	ElG	76 000										1 000	5 000	30 000	36 200
Mosselbay SS	Eden & Central Karoo	Mossel Bay	Mossel Bay	New School Secondary	Pre-feasibility	Aug-25	Apr-27	ElG	76 000										1 000	5 000	30 000	36 200
Vredenburg HS	West Coast	Sakania	Vredenburg	New School Secondary	Pre-feasibility	Aug-25	Apr-27	ElG	65 000										1 000	5 000	29 000	27 000
Pacaladorp HS	Eden & Central Karoo	George	Pacaladorp	New School Secondary	Pre-feasibility	Aug-25	Apr-27	ElG	65 000										1 000	5 000	29 000	27 000
Zwellile New PS ( HERMANUS)	Overberg	Overstrand	Hermanus	New School Primary	Pre-feasibility	Aug-26	Apr-28	ElG	63 000											3 000	15 000	30 000
Rivergate PS	Metro North	City of Cape Town	Du Noon	New School Primary	Pre-feasibility	Aug-27	Apr-29	ElG	65 000											3 000	18 000	32 000
Nduli PS	Cape Winelands	Witzenberg	Ceres	New School Primary	Pre-feasibility	Aug-27	Apr-29	ElG	65 000											3 000	18 000	32 000
MASIPHUMELELE PS New	Metro South	City of Cape Town	Fishhook	New School Primary	Pre-feasibility	Aug-27	Apr-29	ElG	70 000											3 000	18 000	34 000
KLIPFONTEIN MET PRIM.	Metro South	City of Cape Town	Philippi East	New School Primary	Pre-feasibility	Aug-27	Apr-29	ElG	70 000											3 000	18 000	34 000
Imizamo Yethu PS (Oranje-kloof PS)	Metro Central	City of Cape Town	Houtbay	New School Primary	Pre-feasibility	Aug-27	Apr-29	ElG	70 000											3 000	18 000	34 000
Outstanding Final Accounts	Western Cape	Western Cape	Western Cape	New Schools Primary & Secondary	Practical Completion	Apr-15	Mar-18	ElG	19 211	577	8 634	9 211	10 000									
Aurecon PSP	Western Cape	Western Cape	Western Cape	New Schools Primary & Secondary	Construction	Apr-16	Mar-20	ES	5 363		3 363	3 363	2 000									
TOTAL: INFRASTRUCTURE									5 602 808	305 125	935 361	630 236	345 487	318 740	226 345	223 000	451 500	571 000	642 500	888 700	818 900	388 800

**TEMPLATE 6.2: ACCOMMODATION REQUIREMENTS - NEW GRADE R CLASSROOMS**
**USER DEPARTMENT: EDUCATION**

EMIS	Description Of Property / Name Of Building	Education District	Quintile	Town/Area	Number of units	Proposed year	Classification
0109321478	PIETER LANGEVELDT PRIM.	CAPE WINELANDS	NQ4	Stellenbosch	2	2017/18	Grade R Planning
0105480029	ALICEDALE PRIM.	METRO CENTRAL	NQ5	Athlone	2	2017/18	Grade R Planning
0105480045	ATHLONE NORTH PRIM.	METRO CENTRAL	NQ5	Athlone	2	2017/18	Grade R Planning
0105480401	HEATHERDALE PRIM.	METRO CENTRAL	NQ4	Athlone	1	2017/18	Grade R Planning
0103322148	KENMERE PRIM.	METRO CENTRAL	NQ5	Kensington	2	2017/18	Grade R Planning
0105062424	RYLANDS PRIM.	METRO CENTRAL	NQ5	Athlone	2	2017/18	Grade R Planning
0103322156	SUNDERLAND PRIM.	METRO CENTRAL	NQ4	Kensington	2	2017/18	Grade R Planning
0103309363	TYGERHOF PRIM.	METRO NORTH	NQ4	Milnerton	2	2017/18	Grade R Planning
<b>TOTAL FOR 2017/2018</b>					<b>15</b>		
EMIS	Description Of Property / Name Of Building	Education District	Quintile	Town/Area	Number of units	Proposed year	Classification
0101320986	CAVALLERIA PRIM	METRO EAST	NQ5	Scottsdene	2	2018/19	Grade R classrooms
0106041229	NOMSA MAPONGWANA PRIM.	METRO EAST	NQ3	Khayelitsha	2	2018/19	Grade R classrooms
0106041219	NTWASAHLOBO PRIM.	METRO EAST	NQ2	Khayelitsha	2	2018/19	Grade R classrooms
0101320900	PARKDENE PRIM. (Bellville)	METRO EAST	NQ5	Scottsdene	2	2018/19	Grade R classrooms
0102309211	BOSMANS DAM PRIM.	METRO NORTH	NQ5	Bothasig/Edgemead	3	2018/19	Grade R conversion
0101322024	DR. VAN DER ROSS PRIM.	METRO NORTH	NQ4	Belhar	2	2018/19	Grade R classrooms
0101321389	ERICA PRIM.	METRO NORTH	NQ5	Belhar	3	2018/19	Grade R conversion

**TEMPLATE 6.2: ACCOMMODATION REQUIREMENTS - NEW GRADE R CLASSROOMS**

**USER DEPARTMENT: EDUCATION**

EMIS	Description Of Property / Name Of Building	Education District	Quintile	Town/Area	Number of units	Proposed year	Classification
0101321508	GARDENIA PRIM.	METRO NORTH	NQ4	Belhar	2	2018/19	Grade R classrooms
0101321729	SYMPHONY PRIM.	METRO NORTH	NQ4	Belhar	2	2018/19	Grade R classrooms
0117330205	B.F. OOSTHUIZEN PRIM.	OVERBERG	NQ3	Barrydale	1	2018/19	Grade R conversion
0114330779	BISSETSDRIFT PRIM.	OVERBERG	NQ1	Villiersdorp	2	2018/19	Grade R conversion
0117330787	SUURBRAAK PRIM.	OVERBERG	NQ2	Suurbraak	2	2018/19	Grade R conversion
0136470465	P.W. DE BRUIN PRIM.	WEST COAST	NQ4	Lamberts Bay	2	2018/19	Grade R conversion
0136470538	SEDERBERG PRIM.	WEST COAST	NQ3	Clanwilliam	1	2018/19	Grade R classrooms
0138347108	UITKYK PRIM.	WEST COAST	NQ2	Lutzville	2	2018/19	Grade R conversion
<b>TOTAL FOR 2017/2018</b>					<b>30</b>		

**TEMPLATE 6.3: ACCOMMODATION REQUIREMENTS - SCHOOL EXPANSION AND RELIEF CLASSROOM PROJECTS**
**USER DEPARTMENT: EDUCATION**

NO	SCHOOL NAME	SCHOOL TYPE	EDUCATION DISTRICT	TOTAL ENROL	TOTAL CLASSROOMS	TOTAL CLASSROOM RATIO	YEAR OF IMPLEMENTATION	PROJECT	NUMBER OF CLASSROOMS
1	Axios School of Skills	School of Skills	Metro East				2017/18	Workshop	1
2	Oudtshoorn School of Skills	School of Skills	Eden And Central Karoo				2017/18	Workshop	1
3	Bishops School of Skills	School of Skills	Metro North				2017/18	Workshop	1
4	Belgravia Sec.	Secondary School	Metro Central	920	27	34.07	2017/18	Expansion Project	4
5	Beverley Park Prim.	Primary School	Metro East	1 032	29	35.59	2017/18	Expansion Project	7
6	Garden Route Prim.	Primary School	Eden And Central Karoo	1 151	31	37.13	2017/18	Expansion Project	7
7	Napakshade Prim.	Primary School	West Coast	662	23	28.78	2017/18	Expansion Project	10
8	Idasvallei Prim.	Primary School	Cape Winelands	787	26	30.27	2017/18	Expansion Project	3
9	Kleinmond Prim.	Intermediate School	Overberg	602	21	28.67	2017/18	Expansion Project	3
10	Langebaanweg LS	Primary School	West Coast	299	11	27.18	2017/18	Expansion Project	7
11	Mcgregor Prim.	Intermediate School	Cape Winelands	419	16	26.19	2017/18	Expansion Project	5
12	Milkwood Prim.	Primary School	Eden And Central Karoo	589	26	22.65	2017/18	Expansion Project	5
13	Seamount Primary	Primary School	Metro North	358	13	27.54	2017/18	Expansion Project	5
14	Vuselela Prim.	Primary School	Metro East	991	35	28.31	2017/18	Expansion Project	7
15	Ashton Sek. Skool	Secondary School	Cape Winelands	1 067	21	50.81	2017/18	Relief Classroom Project	4
16	Masibambane Sec	Secondary School	Metro East	1 605	32	50.16	2017/18	Relief Classroom Project	2
17	Montevideo Prim.	Primary School	Metro Central	925	29	31.90	2017/18	Relief Classroom Project	3
18	Mount Pleasant Prim.	Primary School	Overberg	731	17	43.00	2017/18	Relief Classroom Project	5
19	Murraysburg Prim.	Primary School	Eden And Central Karoo	1 079	30	35.97	2017/18	Relief Classroom Project	2
20	Kerria Prim.	Primary School	Metro North				2018/19	Expansion Project	5
21	Bishop Lavis Prim.	Primary School	Metro North	467	16	29.19	2018/19	Expansion Project	8
22	Gansbaai Academia	Secondary School	Overberg	770	21	36.67	2018/19	Expansion Project	5
23	Gardenia Prim.	Primary School	Metro North	857	25	34.28	2018/19	Expansion Project	8
24	Hottentots-Holland HS	Secondary School	Metro East	1 275	35	36.43	2018/19	Expansion Project	5
25	Monte Vista Prim.	Primary School	Metro North	794	28	28.36	2018/19	Expansion Project	6
26	Ocean View Sec.	Secondary School	Metro South	1 215	33	36.82	2018/19	Expansion Project	5
27	Plumstead HS	Secondary School	Metro South	912	29	31.45	2018/19	Expansion Project	5
28	Saldanha LS	Primary School	West Coast	742	26	28.54	2018/19	Expansion Project	6
29	Scottsville Sek.	Secondary School	Metro East	921	23	40.04	2018/19	Expansion Project	5



NO	SCHOOL NAME	SCHOOL TYPE	EDUCATION DISTRICT	TOTAL ENROL	TOTAL CLASSROOMS	TOTAL CLASSROOM RATIO	YEAR OF IMPLEMENTATION	PROJECT	NUMBER OF CLASSROOMS
30	Vredenburg LS	Primary School	West Coast	1 019	35	29.11	2018/19	Expansion Project	2
31	Dalweide Prim.	Primary School	Cape Winelands	1 064	24	44.33	2018/19	Relief Classroom Project	3
32	Hector Peterson Sec.	Secondary School	Metro East	1 306	32	40.81	2018/19	Relief Classroom Project	4
33	John D Crawford Prim.	Primary School	Eden And Central Karoo	834	28	29.79	2018/19	Relief Classroom Project	3
34	Masivuke Prim.	Primary School	Metro South	1 247	31	40.23	2018/19	Relief Classroom Project	4
35	Vukani Prim.	Primary School	Metro South	1 180	27	43.70	2018/19	Relief Classroom Project	4
36	Weltevreden Valley Core Prim.	Primary School	Metro South	1 174	31	37.87	2018/19	Relief Classroom Project	2
37	Fanie Theron Prim	Primary School	Metro East				2019/20	Expansion Project	7
38	Bergvliet HS	Secondary School	Metro South	1 001	41	24.41	2019/20	Relief Classroom Project	4
39	Zwaanswyk HS	Secondary School	Metro South	642	19	33.79	2019/20	Relief Classroom Project	4
40	Eljada Kairos School	LSEN	Eden And Central Karoo				2019/20	Expansion Project	4
41	De Kuilen HS	Secondary School	Metro East				2019/20	Expansion Project	5
42	Worcester Voorbereiding PS	Primary School	Cape Winelands				2019/20	Expansion Project	6
43	Montagu HS	Secondary School	Cape Winelands				2019/20	Expansion Project	5
44	Hartenbos LS	Primary School	Eden And Central Karoo				2019/20	Expansion Project	7
45	Volschenk LS/Voorwaarts PS	Primary School	Eden And Central Karoo				2019/20	Expansion Project	7
46	EUREKA JEUGSENTRUM	LSEN	Cape Winelands				2019/20	Expansion Project	3
47	WELLINGTON JEUGSORG EN ONDE	LSEN	Cape Winelands				2019/20	Expansion Project	3
48	OTTERY JEUGSORG EN ONDERWYS	LSEN	Metro South				2019/20	Expansion Project	3

TEMPLATE 7.1: REPLACEMENT SCHOOLS

USER DEPARTMENT: EDUCATION

Facility/Asset Name and Project Name (List all projects pertaining to a specific facility/asset per category)	District	Actual Expenditure until end of 2015/16	Projection till end of 2016/17	Total Projected Expenditure 2016/17	MTEF Revised Forward estimates		MTEF Revised Forward estimates		MTEF Revised Forward estimates		MTEF Revised Forward estimates		MTEF Revised Forward estimates	
					2017/18	2018/19	2019/20	2020/21	2021/22	2022/23	2023/24	2024/25	2025/26	2026/27
					R'000	R'000	R'000	R'000	R'000	R'000	R'000	R'000	R'000	R'000
Zeekoewlei PS	Metro South	17 844	31 369	49 213	19 156									
Kuilsrivier PS	Metro East	20 382	35 000	55 382	8 277									
Bloekombos PS	Metro East	21 972	8 373	30 345	-									
Panorama PS N2	West Coast	742	1 500	2 242	15 000	19 258								
Rheenendal PS	Eden & Central Karoo	4 752	38 396	43 148	16 508	1 000								
Bonnievale PS	Cape Winelands	11 391	19 500	30 891	25 000	5 970								
Umyezo Wama Apile PS	Overberg	875	1 590	2 465	15 000	9 000	15 125	10 000						
Qhayiya SS	Overberg	691	1 879	2 570	25 000	19 309	15 000							
Panorama PS N1	Eden & Central Karoo		1 000	1 000	15 500	25 000	3 000							
Woodlands PS	Metro Central	3 000	1 554	4 554	15 000	20 000	12 000							
Turfhall PS	Metro Central		1 500	1 500	15 000	27 500	13 000							
P.C. Peterson PS	Cape Winelands		1 655	1 655	15 000	22 500	7 500							
Avondale PS	Metro North		4 349	4 349	25 000	30 000	3 500							
Philippi HS	Metro South		1 500	1 500	15 000	25 000	20 000							
Diaz PS	Eden & Central Karoo	121	3 677	3 798	21 000	24 000	6 879	3 000						
Waveren SS	Cape Winelands	3 000	1 000	4 000	10 000	26 500	16 000	17 000						
Blackheath PS	Metro East		1 643	1 643	5 000	15 000	25 000	8 500	5 000					
Harmony PS	Metro South	781	1 819	2 600	16 000	24 000	10 219	5 000						
Kwafaku PS	Metro South		1 500	1 500	4 500	15 000	24 500	13 500						

TEMPLATE 7.1: REPLACEMENT SCHOOLS

USER DEPARTMENT: EDUCATION

Facility/Asset Name and Project Name (List all projects pertaining to a specific facility/asset per category)	District	Actual Expenditure until end of 2015/16	Projection till end of 2016/17	Total Projected Expenditure 2016/17	MTEF Revised Forward estimates		MTEF Revised Forward estimates		MTEF Revised Forward estimates		MTEF Revised Forward estimates		MTEF Revised Forward estimates	
					2017/18	2018/19	2019/20	2020/21	2021/22	2022/23	2023/24	2024/25	2025/26	2026/27
					R'000	R'000	R'000	R'000	R'000	R'000	R'000	R'000	R'000	R'000
Sunray PS	Metro North		1 500	1 500	5 000	15 000	22 000	13 500	3 000					
Dal Josaphat PS	Cape Winelands		1 000	1 000	5 000	15 000	25 000	13 500						
Crestway HS	Metro South		1 000	1 000	3 500	15 000	27 000	13 000						
Manenberg PS / Saambou PS	Metro Central		-		5 000	20 000	25 000	3 500						
Rio Grande / Edendale PS	Metro Central		-		4 000	25 000	23 000	1 500						
Willows PS	Metro Central		1 772	1 772	11 000	17 490	22 000	3 000						
Ocean View LSEN	Metro South		-		5 000	24 000	35 000	6 000						
Grassy Park HS	Metro South		-		2 000	5 000	30 000	21 000	8 000					
Pacaltsdorp SS	Eden & Central Karoo		-		300	2 000	3 000	25 000	25 000	5 000				
Sonderend PS/ Edendale PS	Metro Central		-		-		2 000	5 000	25 000	25 000	3 000			
Laurie Hugo PS	West Coast		-		300	2 000	2 000	25 000	25 000	6 000				
Roodewal PS	Cape Winelands		-		300	2 000	2 000	25 000	21 000	10 000	-			
Uitsig PS	Metro North		-		300	2 000	2 000	25 000	21 000	10 000				
Langeberg SS	Cape Winelands		-		-		2 000	10 000	35 000	19 000				
Wemmershoek PS	Cape Winelands		-		-		5 000	25 000	25 000	5 000				
Thomas Wildschutt PS	Metro South		-		-		5 000	29 000	25 000	6 000				
Vorentoe PS / Webnerstreet PS	Metro North		-		-		5 000	29 000	25 000	1 000				
De Waalville PS	Eden & Central Karoo		-		300	2 000	5 000	25 000	20 000	8 000				
Mvula PS	Metro South		-		300	2 000	5 000	25 000	20 000	8 000				

TEMPLATE 7.1: REPLACEMENT SCHOOLS

USER DEPARTMENT: EDUCATION

Facility/Asset Name and Project Name (List all projects pertaining to a specific facility/asset per category)	District	Actual Expenditure until end of 2015/16	Projection till end of 2016/17	Total Projected Expenditure 2016/17	MTEF Revised Forward estimates		MTEF Revised Forward estimates		MTEF Revised Forward estimates		MTEF Revised Forward estimates		MTEF Revised Forward estimates	
					2017/18	2018/19	2019/20	2020/21	2021/22	2022/23	2023/24	2024/25	2025/26	2026/27
					R'000	R'000	R'000	R'000	R'000	R'000	R'000	R'000	R'000	R'000
Hyde Park PS	Metro South		-		300	2 000	5 000	26 000	20 000	7 000				
Klipheuwel PS	Metro North		-		300		2 000	25 000	22 000	1 000				
Chatsworth PS	West Coast		-		300	2 000	5 000	24 000	22 000	8 000				
Accordion Street PS	Metro North		-		-		2 000	10 000	25 000	20 000	3 000			
Swartberg PS	Overberg		-		-		2 000	10 000	25 000	20 000	3 000			
Montana PS	Metro Central		-		-		2 000	10 000	25 000	20 000	3 000			
Sunnyside PS	Metro Central		-		-		2 000	10 000	25 000	20 000	3 000			
Ebenezer PS	Cape Winelands		-		-		2 000	10 000	25 000	20 000	3 000			
Seaview PS	Metro South		-		-			3 000	5 000	25 000	25 000	3 000		
Dagbreek LS	Cape Winelands		-		-			3 000	5 000	25 000	25 000	3 000		
Bergsig PS	Eden & Central Karoo		-		-			3 000	5 000	25 000	25 000	3 000		
Sid G Rule PS	Metro South		-		-			3 000	5 000	25 000	25 000	3 000		
Victoria Park PS	Cape Winelands		-		-			3 000	5 000	25 000	25 000	3 000		
Wynberg SS	Metro South		-		-			3 000	5 000	25 000	25 000	3 000		
Gamka Oos PS + new hostel	Eden & Central Karoo		-		-				5 000	25 000	25 000	5 000		
Magnolia PS	Cape Winelands		-		-					5 000	20 000	40 000	5 000	
William Lloyd PS	Cape Winelands		-		-					5 000	20 000	40 000	5 000	
Protea Park PS	Metro North		-		-					5 000	20 000	40 000	5 000	
Struisbaai PS	Overberg		-		-					1 000	15 000	30 000	5 000	
Charleston Hill SS	Cape Winelands		-		-					5 000	20 000	40 000	5 000	

TEMPLATE 7.1: REPLACEMENT SCHOOLS

USER DEPARTMENT: EDUCATION

Facility/Asset Name and Project Name (List all projects pertaining to a specific facility/asset per category)	District	Actual Expenditure until end of 2015/16	Projection till end of 2016/17	Total Projected Expenditure 2016/17	MTEF Revised Forward estimates		MTEF Revised Forward estimates		MTEF Revised Forward estimates		MTEF Revised Forward estimates		MTEF Revised Forward estimates	
					2017/18	2018/19	2019/20	2020/21	2021/22	2022/23	2023/24	2024/25	2025/26	2026/27
					R'000	R'000	R'000	R'000	R'000	R'000	R'000	R'000	R'000	R'000
Hopefield PS	West Coast		-	-	-					1 000	15 000	30 000	5 000	
Paarzicht PS	Cape Winelands		-	-	-					5 000	31 000	40 000	5 000	
Morgenson / Athwood PS	Metro Central		-	-	-					5 000	40 000	34 000	1 000	
Wellevrede Valley Core PS	Metro South		-	-	-					5 000	40 000	34 000	1 000	
Mkhayiseli PS	Metro South		-	-	-					5 000	40 000	34 000	1 000	
Nederbrug PS	Cape Winelands		-	-	-					5 000	40 000	34 000	1 000	
Cathkin SS	Metro Central		-	-	-						1 000	5 000	29 000	27 000
St Helenabaai Inter.	West Coast		-	-	-						1 000	5 000	20 000	26 000
Elnor PS	Metro North		-	-	-						1 000	5 000	28 000	28 000
Bishop Lavis SS	Metro North		-	-	-						1 000	5 000	28 000	28 000
Surray PS	Metro Central		-	-	-						1 000	5 000	28 000	28 000
De Villiers PS	Eden & Central Karoo		-	-	-							3 000	15 000	30 000
Oklahomastraat PS	Metro East		-	-	-							3 000	15 000	30 000
Watsonia PS	Metro East		-	-	-							3 000	15 000	30 000
Kleinberg PS	Metro South		-	-	-							3 000	15 000	30 000
Montagu's Gift PS	Metro South		-	-	-							3 000	18 000	32 000
Groot Brak PS	Eden & Central Karoo		-	-	-							3 000	18 000	34 000
Dysseldorp PS	Eden & Central Karoo		-	-	-							3 000	18 000	34 000
Prins Albert Prim.	Eden & Central Karoo		-	-	-							3 000	18 000	34 000

TEMPLATE 7.1: REPLACEMENT SCHOOLS

USER DEPARTMENT: EDUCATION

Facility/Asset Name and Project Name (List all projects pertaining to a specific facility/asset per category)	District	Actual Expenditure until end of 2015/16	Projection till end of 2016/17	Total Projected Expenditure 2016/17	MTEF Revised Forward estimates		MTEF Revised Forward estimates		MTEF Revised Forward estimates		MTEF Revised Forward estimates		MTEF Revised Forward estimates	
					2017/18	2018/19	2019/20	2020/21	2021/22	2022/23	2023/24	2024/25	2025/26	2026/27
					R'000	R'000	R'000	R'000	R'000	R'000	R'000	R'000	R'000	R'000
WCED Asidti Contribution	Western Cape		-		43 000									
TOTAL: INFRASTRUCTURE		85 551	164 076	249 627	367 141	461 527	440 723	523 000	507 000	441 000	499 000	468 000	304 000	391 000



TEMPLATE 7.2: UPGRADES & ADDITIONS  
 USER DEPARTMENT: EDUCATION

Facility/Asset Name and Project Name (List all projects pertaining to a specific facility/asset per category)	District	Municipality	Area	Type of Infrastructure	Current Project Stage	Project Duration		Source of funding	Total project cost	Actual Expenditure until end of 2015/16	Projection till end of 2016/17	Total Projected Expenditure 2016/17	MTEF Revised Forward estimates		MTEF Revised Forward estimates		MTEF Revised Forward estimates		MTEF Revised Forward estimates		MTEF Revised Forward estimates	
						Planned site handover	Planned practical completion date						2017/18	2018/19	2019/20	2020/21	2021/22	2022/23	2023/24	2024/25	2025/26	2026/27
									R'000	R'000	R'000	R'000	R'000	R'000	R'000	R'000	R'000	R'000	R'000	R'000	R'000	
Buck Road PS (Sportsfields)	Metro South	City of Cape Town	Lotus River	Upgrades and Additions	Feasibility	Oct-17	Jan-18	ES	2 000		-	-	2 000									
Livingstone HS	Metro Central	City of Cape Town	Kenilworth	Upgrades and Additions	Construction	Feb-15	Mar-17	ES	13 752	6 226	4 751	10 977	2 775									
South Peninsula HS	Metro South	City of Cape Town	Constantia	Upgrades and Additions	Construction	Oct-16	Aug-17	ES	7 391		2 391	2 391	5 000									
Claremont HS (conversion of Newlands Clinic to classroom)	Metro Central	City of Cape Town	Claremont	Upgrades and Additions	Construction	Apr-16	Jan-17	EIG	18 719	835	15 000	15 835	2 884									
Pelican Park HS	Metro South	City of Cape Town	Lotus River	Upgrade and Additions	Feasibility	Aug-17	Dec-18	EIG	15 500		500	500	15 000									
Claremont HS	Metro Central	City of Cape Town	Claremont	Upgrade and Additions	Feasibility	Oct-17	Dec-18	EIG	38 614	114	1 500	1 614	10 000	25 000	2 000							
Zeekeewei HS	Metro South	City of Cape Town	Lotus River	Upgrade and Additions	Design	Sep-17	Apr-19	EIG	59 000		500	500	16 300	25 000	17 200							
Heatherlands HS (Die Bult)	Eden & Central Karoo	George	George	Upgrade and Additions	Pre-feasibility	Apr-18	Dec-19	ES	40 000		-	-	3 000	5 000	15 000	17 000						
George SS hostel	Eden & Central Karoo	Eden	George	Upgrade hostel	Pre-feasibility	Apr-19	Dec-20	EIG	25 000		-	-		2 000	9 000	14 000						
Wakkerstroom Wes PS	Cape Winelands	Eden	Robertson	Upgrade and Additions	Pre-feasibility	Apr-19	Dec-20	EIG	35 000		-	-	-	2 000	25 000	8 000						
Eendekuil PS	West Coast	Bergvliet	Eendekuil	Upgrade, additions & new hostel	Pre-feasibility	Apr-19	Dec-20	EIG	40 000		-	-	-	2 000	22 000	15 000	1000					
Boy Muller LS	Cape Winelands	Witzenberg	Koue Bokseveld	Upgrade, additions & hostel	Pre-feasibility	Apr-19	Dec-20	EIG	30 000		-	-	-	2 000	16 000	11 000	1 000					
Graafwater PS	West Coast	Cederberg	Graafwater	Upgrade, additions & new hostel	Pre-feasibility	Apr-19	Dec-20	EIG	30 000		-	-	-	2 000	16 000	11 000	1 000					
Bonteheuwel SOS	Metro Central	City of Cape Town	Bonteheuwel	Upgrading - School of Skills	On hold	Apr-20	Mar-21	EIG	30 000		-	-	-		2 000	16 000	12 000					
Protea LS	Eden & Central Karoo	Oudtshoorn	Oudtshoorn	Upgrading to HS	On hold	Apr-20	Mar-21	EIG	30 000		-	-	-		2 000	16 000	12 000					
Redelinghuys LS	West Coast	Bergvliet	Redelinghuys	Upgrade, additions & hostel	Pre-feasibility	Oct-20	May-22	EIG	30 000		-	-	-		2 000	16 000	11 000	1 000				
Klaar LS + Hostel	West Coast	Matzikama	Klaar	Upgrading + hostel	Pre-feasibility	Oct-24	May-26	EIG	40 000		-	-	-					3 000	20 000	15 000		
LE CHASSEUR PS	Cape Winelands	Langeberg	Robertson	Upgrading + Hostel	Pre-feasibility	Oct-25	May-27	EIG	40 000		-	-	-					2 000	18 000	18 000		
MOD Centres	Western Cape	Western Cape	Western Cape	Upgrades and Additions	Construction	Apr-14	Mar-18	ES	988 166	81 911	74 860	156 771	41 381	43 781	46 233	40 000	40 000	40 000	40 000	40 000		
Incentive Grant Fencing	Western Cape	Western Cape	Western Cape	Upgrades and Additions	Design	42 827	43 187	EIG	52 000		-	-	52 000									
Adhoc Projects	Western Cape	Western Cape	Western Cape	Upgrades and Additions	Construction	41 730	43 190	ES	169 423	1 478	2 950	4 428	10 000	10 000	15 000	30 000	20 000	20 000	20 000	20 000		
TOTAL: INFRASTRUCTURE									1 714 570	90 564	102 452	193 016	160 340	118 781	189 433	194 000	98 000	61 000	60 000	65 000	98 000	73 000

**TEMPLATE 7.3: SITE ACQUISITIONS**

**USER DEPARTMENT: EDUCATION**

No.	Facility/Asset Name and Project Name (List all projects pertaining to a specific facility/asset per category)	District	Type of infrastructure	Current Project Stage	Source of funding	Total project cost
						R'000
1	Bloekombos PS	Metro East	Inappropriate structures - classrooms	Feasibility	EIG	36 000
2	Umyezo Wama Apile PS	Overberg	Inappropriate structures - Primary School	Design	EIG	60 000
3	Qhayiya SS	Overberg	Inappropriate structures - Secondary School	Feasibility	EIG	65 000
4	Dal Josaphat PS	Cape Winelands	Inappropriate structures - Primary School	Feasibility	EIG	60 000
5	Mfuleni PS	Metro North	New School Primary	On hold	EIG	70 000
6	Tafelsig HS	Metro South	New School Secondary	Feasibility	EIG	60 000
7	Saldanha PS	West Coast	New School Primary	On hold	EIG	55 000
8	Inkanini PS/ Khayelitsha PS	Metro East	New School Primary	On hold	EIG	55 000
9	Nomzamo SS	Metro East	New School Secondary	On hold	EIG	60 000
10	Nomzamo PS	Metro East	New School Primary	On hold	EIG	60 000
11	Jagtershof PS / Rouxville	Metro East	New School Primary	On hold	EIG	71 000
12	Jagtershof SS / Soneike	Metro East	New School Secondary	On hold	EIG	76 000

**TEMPLATE 7.3: SITE ACQUISITIONS**

**USER DEPARTMENT: EDUCATION**

No.	Facility/Asset Name and Project Name (List all projects pertaining to a specific facility/asset per category)	District	Type of infrastructure	Current Project Stage	Source of funding	Total project cost
						R'000
13	Klapmuts HS	Cape Winelands	New School Secondary	On hold	EIG	72 000
14	Robertson HS	Cape Winelands	New School Secondary	On hold	EIG	72 000
15	Rose Valley PS	Eden & Central Karoo	New School Primary	On hold	EIG	70 000
16	Wemmershoek PS	Cape Winelands	Inappropriate structures - Primary School	On hold	ES	60 000
17	Klipheuwel PS	Metro North	Inappropriate structures - Primary School	On hold	EIG	50 000
18	Chatsworth PS	West Coast	Inappropriate structures - Primary School	On hold	EIG	55 000
19	Mvula PS	Metro South	Acquisition of school site	Feasibility	ES	60 000
20	South Pen. HS / Old Central PS	Metro South	Acquisition of school site	Feasibility	ES	17 000
21	Ekhutuleni PS	Metro East	Acquisition of school site	Feasibility		
22	Iingcinga Zethu SS	Cape Winelands	Acquisition of school site	Feasibility		
23	Gordon's Bay SS	Metro East	New School Secondary	On hold	EIG	61 000

**TEMPLATE 7.3: SITE ACQUISITIONS**

**USER DEPARTMENT: EDUCATION**

No.	Facility/Asset Name and Project Name (List all projects pertaining to a specific facility/asset per category)	District	Type of infrastructure	Current Project Stage	Source of funding	Total project cost
						R'000
24	Dennegeur PS	Overberg	New School Primary	On hold	EIG	66 000
25	Tafelsig PS	Metro South	New School Primary	On hold	EIG	70 000
26	Mfuleni HS	Metro North	New School Secondary	On hold	EIG	60 000
27	Thembaletu PS	Eden & Central Karoo	New School Primary	On hold	EIG	67 000
28	Malmesbury PS	West Coast	New School Primary	On hold	EIG	70 000
29	Piketberg PS	West Coast	New School Primary	On hold	EIG	70 000
30	Stellenbosch PS NEW	Cape Winelands	New School Secondary	On hold	ES	70 000
31	Philipi PS NEW	Metro South	New School Primary	On hold	ES	70 000
32	Fisantekraal PS	Metro North	New School Primary	On hold	ES	65 000
33	St Helenabaai HS	West Coast	New School Secondary	On hold	EIG	65 000
34	Grabouw PS	Overberg	New School Primary	On hold	EIG	65 000
35	Caledon PS	Overberg	New School Primary	On hold	ES	60 000
36	Bredasdorp PS	Overberg	New School Primary	On hold	EIG	65 000
37	Villiersdorp PS	Overberg	New School Primary	On hold	EIG	61 000
38	Beacon Valley PS	Metro South	New school Primary	On hold	EIG	65 000
39	Wellington/Mbekweni HS	Cape Winelands	New School Secondary	On hold	EIG	70 000

### TEMPLATE 7.3: SITE ACQUISITIONS

#### USER DEPARTMENT: EDUCATION

No.	Facility/Asset Name and Project Name (List all projects pertaining to a specific facility/asset per category)	District	Type of infrastructure	Current Project Stage	Source of funding	Total project cost
						R'000
40	Knysna PS (Chris Nissen)	Eden & Central Karoo	New School Primary	On hold	EIG	66 000
41	Inkanini HS/ Khayelitsha HS	Metro East	New School Secondary	On hold	EIG	70 000
42	Sedgefield HS	Eden & Central Karoo	New School Secondary	On hold	EIG	60 000
43	Pacaltsdorp PS	Eden & Central Karoo	New School Primary	On hold	ES	65 000
44	New Klapmuts PS	Cape Winelands	New School Primary	On hold	ES	65 000
45	New Nkqubela HS	Cape Winelands	New School Secondary	On hold	ES	65 000
46	Melkbosstrand PS	Metro North	New School Primary	On hold	ES	65 000
47	Doornbach PS	Metro North	New School Primary	On hold	ES	65 000
48	Porterville HS	West Coast	New School Secondary	On hold	EIG	56 000
49	Mosselbaai PS	Eden & Central Karoo	New School Primary	On hold	EIG	76 000
50	Witsand PS	Metro North	New School Primary	On hold	EIG	76 000
51	Doornbach HS	Metro North	New School Secondary	On hold	EIG	76 000
52	Witsand HS	Metro North	New School Secondary	On hold	EIG	76 000
53	Mosselbay SS	Eden & Central Karoo	New School Secondary	On hold	EIG	76 000

**TEMPLATE 7.3: SITE ACQUISITIONS**

**USER DEPARTMENT: EDUCATION**

No.	Facility/Asset Name and Project Name (List all projects pertaining to a specific facility/asset per category)	District	Type of infrastructure	Current Project Stage	Source of funding	Total project cost
						R'000
54	Vredenburg HS	West Coast	New School Secondary	On hold	EIG	65 000
55	Pacaltsdorp HS	Eden & Central Karoo	New School Secondary	On hold	EIG	65 000
56	Zwelihle New PS ( HERMANUS)	Overberg	New School Primary	Feasibility	EIG	65 000
57	Rivergate PS	Metro North	New School Primary	Feasibility	EIG	70 000
58	Ndluli PS	Cape Winelands	New School Primary	Feasibility	EIG	70 000
59	MASIPHUMELELE PS New	Metro South	New School Primary	Feasibility	EIG	70 000
60	KLIPFONTEIN MET PRIM.	Metro South	New School Primary	Feasibility	EIG	70 000
61	Imizamo Yethu PS (Oranjekloof PS)	Metro Central	New School Primary	Feasibility	EIG	70 000
62	Athlone School for the Blind	Metro North	Acquisition of school site	Feasibility		
63	De La Bat School	Cape Winelands	Acquisition of school site	Feasibility		
64	Jan Kriel School	Metro East	Acquisition of school site	Feasibility		
65	Langerug	Cape Winelands	Acquisition of school site	Feasibility		
66	Noluthando School for the Deaf	Metro East	Acquisition of school site	Feasibility		
67	Pionier School for the Blind	Cape Winelands	Acquisition of school site	Feasibility		

TEMPLATE 9.1: MAINTENANCE

USER DEPARTMENT: EDUCATION

EMIS_NO	No	SCHOOL_NAME	SCHOOLTYPE	SECTOR	EDUCATION DISTRICT	CIRCUIT	QUINTILE	TOTAL ENROL	PLANKIE SKOOL	LEASE-SCHOOLS	CONDITION ASSESSMENT	New School	Receiving school	Replacement School	Additional Classrooms	Split Combined School	Decant Gr 8&9	Close School	Purchase leased school	Upgrade hostel	New Hostel	MAINTENANCE PROJECTS	REVISED HISTORIC MAINTENANCE PROJECTS
109320609	1	BRUCKNER DE VILLIERS PRIM.	Primary School	ORDINARY	CAPE WINELANDS	1	NQ3	276			3.08											Maintenance 2017/18	
109329754	2	Dorothea Spesiale Skool	Special School	LSEN	Cape Winelands	1		260														Maintenance 2017/18	
128333026	3	LANGEBERG SEK.	Secondary School	ORDINARY	CAPE WINELANDS	7	NQ3	1 713	ASBES EN BETON		3.73	x		x								Maintenance 2017/18	
128041108	4	MASAKHEKE COMBINED	Combined School	ORDINARY	CAPE WINELANDS	7	NQ2	506			3.09	x			x							Maintenance 2017/18	
108470384	5	ORLEANSVALE PRIM.	Primary School	ORDINARY	CAPE WINELANDS	2	NQ2	745			3.08											Maintenance 2017/18	
108470422	6	PAULUS JOUBERT PRIM.	Primary School	ORDINARY	CAPE WINELANDS	2	NQ2	993			3.15											Maintenance 2017/18	
130330108	7	ROODEWAL PRIM.	Primary School	ORDINARY	CAPE WINELANDS	6	NQ3	837			3.19											Maintenance 2017/18	
109323306	8	STELLENZICHT SEK.	Secondary School	ORDINARY	CAPE WINELANDS	1	NQ2	630			3.06											Maintenance 2017/18	
139363316	9	BASTIAANSE SEK.	Secondary School	ORDINARY	EDEN AND CENTRAL KAROO	7	NQ3	1 068			3.43									x		Maintenance 2017/18	
120041304	10	IMEKHAYA PRIM.	Primary School	ORDINARY	EDEN AND CENTRAL KAROO	2	NQ1	842			3.02											Maintenance 2017/18	
118356336	11	KRETZENSHOOP PRIM.	Primary School	ORDINARY	EDEN AND CENTRAL KAROO	3	NQ4	688	Part Plankie School		3.1				x							Maintenance 2017/18	
121110243	12	LANGENHOVEN HS.	Secondary School	ORDINARY	EDEN AND CENTRAL KAROO	1	NQ5	421			3.05											Maintenance 2017/18	
119353078	13	MURRAY HIGH SCHOOL	Secondary School	ORDINARY	EDEN AND CENTRAL KAROO	4	NQ2	868			3.13				x							Maintenance 2017/18	
105311073	14	ATHWOOD PRIM.	Primary School	ORDINARY	METRO CENTRAL	6	NQ4	409			2.96											Maintenance 2017/18	
105311545	15	BELMOR PRIM.	Primary School	ORDINARY	METRO CENTRAL	6	NQ4	692			3.05											Maintenance 2017/18	Maintenance 2014/15
103322113	16	FACTRETON PRIM.	Primary School	ORDINARY	METRO CENTRAL	4	NQ4	609			3.07											Maintenance 2017/18	
105483443	17	GROENVLEI SEC.	Secondary School	ORDINARY	METRO CENTRAL	1	NQ4	942			3.03											Maintenance 2017/18	
102042104	18	ISILIMELA SEC	Secondary School	ORDINARY	METRO CENTRAL	4	NQ3	1 253			3.15				X							Maintenance 2017/18	
103323829	19	MAITLAND SEK.	Secondary School	ORDINARY	METRO CENTRAL	4	NQ4	946			2.97				X							Maintenance 2017/18	
103309297	20	MILNERTON PRIM.	Primary School	ORDINARY	METRO CENTRAL	4	NQ5	628			3.04				X							Maintenance 2017/18	
105483524	21	PEAK VIEW SEK.	Secondary School	ORDINARY	METRO CENTRAL	3	NQ4	681			3.09											Maintenance 2017/18	
102309321	22	PINELANDS NORTH PRIM.	Primary School	ORDINARY	METRO CENTRAL	4	NQ5	450			3											Maintenance 2017/18	
105310115	23	ROSMEAD CENTRAL PRIM.	Primary School	ORDINARY	METRO CENTRAL	1	NQ5	630			3.07											Maintenance 2017/18	
102309320	24	THE PINELANDS PRIM.	Primary School	ORDINARY	METRO CENTRAL	4	NQ5	406			3.01				X							Maintenance 2017/18	
103322172	25	WINDERMERE PRIM.	Primary School	ORDINARY	METRO CENTRAL	4	NQ5	724			2.85											Maintenance 2017/18	
105310317	26	WINDSOR HS.	Secondary School	ORDINARY	METRO CENTRAL	1	NQ5	691			2.83											Maintenance 2017/18	
105308212	27	WINDSOR PREP.	Primary School	ORDINARY	METRO CENTRAL	1	NQ5	357			2.99											Maintenance 2017/18	



TEMPLATE 9.1: MAINTENANCE  
USER DEPARTMENT: EDUCATION

EMIS_NO	No	SCHOOL_NAME	SCHOOLTYPE	SECTOR	EDUCATION DISTRICT	CIRCUIT	QUINTILE	TOTAL ENROL	PLANKIE SKOOL	LEASE-SCHOOLS	CONDITION ASSESSMENT	New School	Receiving school	Replacement School	Additional Classrooms	Split Combined School	Decant Gr 8&9	Close School	Purchase leased school	Upgrade hostel	New Hostel	MAINTENANCE PROJECTS	REVISED HISTORIC MAINTENANCE PROJECTS
106042314	28	XOLANI PRIM.	Primary School	ORDINARY	METRO CENTRAL	5	NQ3	708			3.08											Maintenance 2017/18	
106324086	29	IQHAYIYA SEC	Secondary School	ORDINARY	METRO EAST	4	NQ3	920			3.14											Maintenance 2017/18	
110323527	30	MACASSAR SEK	Secondary School	ORDINARY	METRO EAST	1	NQ5	841			3.06				x							Maintenance 2017/18	
110377104	31	MASIPHUMELELE PRIM	Primary School	ORDINARY	METRO EAST	1	NQ2	1 170			3.16											Maintenance 2017/18	
111310327	32	STRAND HS	Secondary School	ORDINARY	METRO EAST	1	NQ5	1 100			3.16											Maintenance 2017/18	
101302204	33	Westcliff Spesiale Skool	School of Skills	LSEN	METRO EAST	5		620														Maintenance 2017/18	
102480223	34	C.L. WILMOT PRIM.	Primary School	ORDINARY	METRO NORTH	6	NQ3	443			3.59											Maintenance 2017/18	
102483419	35	ELSIESRIVIER SEK.	Secondary School	ORDINARY	METRO NORTH	5	NQ4	1 657			3.14											Maintenance 2017/18	
102483427	36	ELSWOOD SEK.	Secondary School	ORDINARY	METRO NORTH	5	NQ4	693			3.18											Maintenance 2017/18	
106042205	37	HLENGISA PRIM.	Intermediate School	ORDINARY	METRO NORTH	3	NQ3	1 083			3.1						x					Maintenance 2017/18	
107007994	38	LEIDEN SEC.	Secondary School	ORDINARY	METRO NORTH	3	NQ4	1 171			3.14											Maintenance 2017/18	
106005100	39	MVULA PRIM.	Primary School	ORDINARY	METRO NORTH	3	NQ3	1 025	Part Plankie School		2.97			x								Maintenance 2017/18	
102483591	40	ST. ANDREW'S SEK.	Secondary School	ORDINARY	METRO NORTH	6	NQ4	1 144			3.12											Maintenance 2017/18	
107323845	41	VOORBRUG SEK.	Secondary School	ORDINARY	METRO NORTH	3	NQ3	1 311			3.17											Maintenance 2017/18	
106490113	42	DUNESIDE PRIM.	Primary School	ORDINARY	METRO SOUTH	7	NQ5	581			3.13											Maintenance 2017/18	
106490199	43	HYACINTH PRIM.	Primary School	ORDINARY	METRO SOUTH	6	NQ5	1 199			3.14											Maintenance 2017/18	
105309269	44	JOHN GRAHAM PRIM.	Primary School	ORDINARY	METRO SOUTH	2	NQ5	524			3.09											Maintenance 2017/18	
105313661	45	LAVENDER HILL HIGH SCHOOL	Secondary School	ORDINARY	METRO SOUTH	1	NQ4	1 025			3.01											Maintenance 2017/18	
106493392	46	LENTEGEUR SEC.	Secondary School	ORDINARY	METRO SOUTH	6	NQ5	1 310			3.12											Maintenance 2017/18	
104373427	47	MASIPHUMELELE HS	Secondary School	ORDINARY	METRO SOUTH	1	NQ3	1 177			3.16				x							Maintenance 2017/18	
106008227	48	Mitchell'S Plain School Of Skills	School of Skills	LSEN	Metro South	7		624														Maintenance 2017/18	
106042111	49	NOMLINGANISELO PRIM.	Intermediate School	ORDINARY	METRO SOUTH	4	NQ3	839			3.05						x					Maintenance 2017/18	
106490288	50	NORTHWOOD PRIM.	Primary School	ORDINARY	METRO SOUTH	6	NQ4	994			3.15											Maintenance 2017/18	
106493503	51	OVAL NORTH SEC.*	Secondary School	ORDINARY	METRO SOUTH	6	NQ4	1 190			3.24											Maintenance 2017/18	
106493376	52	PORTLAND SEC.	Secondary School	ORDINARY	METRO SOUTH	6	NQ5	1 414			3.05											Maintenance 2017/18	
106490377	53	SPINE VIEW PRIM.	Primary School	ORDINARY	METRO SOUTH	7	NQ5	788			3.8											Maintenance 2017/18	
106490385	54	SPRINGDALE PRIM.	Primary School	ORDINARY	METRO SOUTH	6	NQ4	932			3.11											Maintenance 2017/18	

TEMPLATE 9.1: MAINTENANCE  
USER DEPARTMENT: EDUCATION

EMIS_NO	No	SCHOOL_NAME	SCHOOLTYPE	SECTOR	EDUCATION DISTRICT	CIRCUIT	QUINTILE	TOTAL ENROL	PLANKIE SKOOL	LEASE-SCHOOLS	CONDITION ASSESSMENT	New School	Receiving school	Replacement School	Additional Classrooms	Split Combined School	Decant Gr 8&9	Close School	Purchase leased school	Upgrade hostel	New Hostel	MAINTENANCE PROJECTS	REVISED HISTORIC MAINTENANCE PROJECTS
105490415	55	STEPHENWEG PRIM.	Primary School	ORDINARY	METRO SOUTH	3	NQ4	508			3.05											Maintenance 2017/18	
106042216	56	WALTER TEKA PUB. PRIM.	Intermediate School	ORDINARY	METRO SOUTH	4	NQ2	628			3.06						x					Maintenance 2017/18	
106490431	57	WAVECREST PRIM.	Primary School	ORDINARY	METRO SOUTH	7	NQ4	598			3.05											Maintenance 2017/18	
106493449	58	WESTRIDGE SEC.	Secondary School	ORDINARY	METRO SOUTH	6	NQ5	1 003			3.15											Maintenance 2017/18	
105313424	59	WITTEBOME HS.	Secondary School	ORDINARY	METRO SOUTH	2	NQ5	870			3.1											Maintenance 2017/18	
105310323	60	ZWAANSWYK HS.	Secondary School	ORDINARY	METRO SOUTH	2	NQ5	630			3.09				x							Maintenance 2017/18	
117330205	61	B.F. OOSTHUIZEN PRIM.	Intermediate School	ORDINARY	OVERBERG	1	NQ3	313	Part Plankie School		3.66		x									Maintenance 2017/18	
134470775	62	JURIE HAYES PRIM.	Intermediate School	ORDINARY	WEST COAST	3	NQ2	420			3.4						x					Maintenance 2017/18	
132473510	63	LLINGELETHU SEC.	Secondary School	ORDINARY	WEST COAST	1	NQ1	668			3.47											Maintenance 2017/18	
132324671	64	Riebeeck Valley Special School	School of Skills	LSEN	West Coast	1		340														Maintenance 2017/18	
130447838	65	Eureka Jeugsentrum	Special Youth Centre	LSEN	Cape Winelands	5		0														Maintenance 2017/18	
11244811	66	Wellington Jeugsorg En Onderwysentrum	Youth Centre	LSEN	Cape Winelands	3		12														Maintenance 2017/18	
129312259	67	WOLSELEY LS.*	Primary School	ORDINARY	CAPE WINELANDS	5	NQ5	119			3.29		x									Maintenance 2017/18	Maintenance 2016/17
118109247	68	GEORGE-SUID LS.	Primary School	ORDINARY	EDEN AND CENTRAL KAROO	3	NQ5	972			3.45											Maintenance 2017/18	Maintenance 2014/15
109309200	69	A.F. LOUW LS.	Primary School	ORDINARY	CAPE WINELANDS	1	NQ4	634			3.14											Maintenance 2018/19	
130007986	70	AVIAN PARK PRIM.	Primary School	ORDINARY	CAPE WINELANDS	7	NQ4	1 055			3.13											Maintenance 2018/19	
108309236	71	DRAKENSTEIN PRIM.	Primary School	ORDINARY	CAPE WINELANDS	2	NQ5	207			3.16		x									Maintenance 2018/19	
130007282	72	IHLUMELO JUN SEK	Secondary School	ORDINARY	CAPE WINELANDS	3	NQ1	1 319			3.19											Maintenance 2018/19	
109323411	73	LUCKHOFF SEK.	Secondary School	ORDINARY	CAPE WINELANDS	1	NQ4	967			4				x							Maintenance 2018/19	
128048365	74	NKQUBELA PRIM.	Primary School	ORDINARY	CAPE WINELANDS	7	NQ1	703			3.19											Maintenance 2018/19	
129333433	75	ROODEZANDT SEK.	Secondary School	ORDINARY	CAPE WINELANDS	3	NQ3	745			3.19		x									Maintenance 2018/19	
130338036	76	SANDHILLS NGK PRIM.	Primary School	ORDINARY	CAPE WINELANDS	6	NQ1	357	Van de Doorns + Mnr Jordaan		2.99							x				Maintenance 2018/19	
124350389	77	COLRIDGE PRIM.	Intermediate School	ORDINARY	EDEN AND CENTRAL KAROO	5	NQ3	991			3.27						x					Maintenance 2018/19	
119109273	78	KARATARA LS.	Primary School	ORDINARY	EDEN AND CENTRAL KAROO	4	NQ1	124			3.69		x									Maintenance 2018/19	
123353450	79	LADISMITH SEK.	Secondary School	ORDINARY	EDEN AND CENTRAL KAROO	5	NQ4	570			3.63		x		x					x		Maintenance 2018/19	
139041303	80	MANDLENKOSI SEC	Secondary School	ORDINARY	EDEN AND CENTRAL KAROO	7	NQ3	486			3.31											Maintenance 2018/19	
121350478	81	OKER PRIM.	Intermediate School	ORDINARY	EDEN AND CENTRAL KAROO	1	NQ3	670			3.25		x				x					Maintenance 2018/19	

TEMPLATE 9.1: MAINTENANCE  
USER DEPARTMENT: EDUCATION

EMIS_NO	No	SCHOOL_NAME	SCHOOLTYPE	SECTOR	EDUCATION DISTRICT	CIRCUIT	QUINTILE	TOTAL ENROL	PLANKIE SKOOL	LEASE-SCHOOLS	CONDITION ASSESSMENT	New School	Receiving school	Replacement School	Additional Classrooms	Split Combined School	Decant Gr 8&9	Close School	Purchase leased school	Upgrade hostel	New Hostel	MAINTENANCE PROJECTS	REVISED HISTORIC MAINTENANCE PROJECTS
120110264	82	PUNT HS.	Secondary School	ORDINARY	EDEN AND CENTRAL KAROO	2	NQ5	1 159			3.27											Maintenance 2018/19	
116330906	83	SLANGRIVIER PRIM.	Intermediate School	ORDINARY	EDEN AND CENTRAL KAROO	1	NQ2	645			3.21		x				x				x	Maintenance 2018/19	
123356948	84	VAN WYKSDORP PRIM.	Primary School	ORDINARY	EDEN AND CENTRAL KAROO	5	NQ1	137			3.2											Maintenance 2018/19	
105480029	85	ALICEDALE PRIM.	Primary School	ORDINARY	METRO CENTRAL	3	NQ5	405			3.05											Maintenance 2018/19	
103484644	86	Alpha Skool	Special School	LSEN	Metro Central	2		84														Maintenance 2018/19	
102480037	87	ARCADIA PRIM.	Primary School	ORDINARY	METRO CENTRAL	3	NQ4	812			3.24											Maintenance 2018/19	
102483338	88	ARCADIA SEN. SEK.	Secondary School	ORDINARY	METRO CENTRAL	3	NQ4	578			3.21		X									Maintenance 2018/19	
102480266	89	DISA PRIM.	Primary School	ORDINARY	METRO CENTRAL	3	NQ4	421			3.08		X									Maintenance 2018/19	
106042207	90	INTSHINGA PRIM.	Primary School	ORDINARY	METRO CENTRAL	5	NQ3	357			3.09		X									Maintenance 2018/19	
103310085	91	PRESTWICH STREET PRIM.	Primary School	ORDINARY	METRO CENTRAL	2	NQ5	700			3.18											Maintenance 2018/19	
103316016	92	RAHMANIYEH PRIM.	Primary School	ORDINARY	METRO CENTRAL	2	NQ5	439			3.36											Maintenance 2018/19	
103322156	93	SUNDERLAND PRIM.	Primary School	ORDINARY	METRO CENTRAL	4	NQ4	505			2.77											Maintenance 2018/19	
103322164	94	W.D. HENDRICKS PRIM.	Primary School	ORDINARY	METRO CENTRAL	4	NQ4	221			3.08		X									Maintenance 2018/19	
105480924	95	YORK ROAD PRIM.	Primary School	ORDINARY	METRO CENTRAL	1	NQ5	802			3.17											Maintenance 2018/19	
101309243	96	EXCELSIOR PRIM. (BELLVILLE)	Primary School	ORDINARY	METRO EAST	3	NQ5	802			3.77											Maintenance 2018/19	
106322350	97	ISIKHOKELO PRIM.	Primary School	ORDINARY	METRO EAST	2	NQ2	1 041			3.44											Maintenance 2018/19	
111323942	98	KHANYOLWETHU SEC	Secondary School	ORDINARY	METRO EAST	6	NQ3	1 489			3.43				x							Maintenance 2018/19	
110320811	99	MACASSAR PRIM.	Primary School	ORDINARY	METRO EAST	1	NQ5	1 088			3.25											Maintenance 2018/19	
110321494	100	MARVIN PARK PRIM.	Primary School	ORDINARY	METRO EAST	1	NQ5	1 188			3.21	x										Maintenance 2018/19	
107321702	101	PETUNIA PRIM.	Primary School	ORDINARY	METRO EAST	3	NQ5	658			3.4		x									Maintenance 2018/19	
106041209	102	SAKUMLANDELA PRIM.	Primary School	ORDINARY	METRO EAST	3	NQ2	640			3.35											Maintenance 2018/19	
110322075	103	SIR LOWRY'S PASS PRIM.	Primary School	ORDINARY	METRO EAST	6	NQ4	993			3.38	x										Maintenance 2018/19	
106041211	104	SOYISILE PRIM.	Primary School	ORDINARY	METRO EAST	4	NQ2	1 066			3.69											Maintenance 2018/19	
107322288	105	SPURWING PRIM.	Primary School	ORDINARY	METRO EAST	4	NQ5	1 162			3.19											Maintenance 2018/19	
107323187	106	TUSCANY GLEN SEC.	Secondary School	ORDINARY	METRO EAST	4	NQ5	1 091			3.38											Maintenance 2018/19	
106041212	107	UMMANGALISO PRIM.	Primary School	ORDINARY	METRO EAST	3	NQ2	999			3.37											Maintenance 2018/19	
103323926	108	USASAZO SEC.	Secondary School	ORDINARY	METRO EAST	3	NQ2	1 356			3.29											Maintenance 2018/19	

TEMPLATE 9.1: MAINTENANCE  
USER DEPARTMENT: EDUCATION

EMIS_NO	No	SCHOOL_NAME	SCHOOLTYPE	SECTOR	EDUCATION DISTRICT	CIRCUIT	QUINTILE	TOTAL ENROL	PLANKIE SKOOL	LEASE-SCHOOLS	CONDITION ASSESSMENT	New School	Receiving school	Replacement School	Additional Classrooms	Split Combined School	Decant Gr 8&9	Close School	Purchase leased school	Upgrade hostel	New Hostel	MAINTENANCE PROJECTS	REVISED HISTORIC MAINTENANCE PROJECTS
101320749	109	ALPHA PRIM.	Intermediate School	ORDINARY	METRO NORTH	7	NQ4	862			3.21						x					Maintenance 2018/19	
101309212	110	BOSTON PRIM.	Primary School	ORDINARY	METRO NORTH	7	NQ5	612			3.4											Maintenance 2018/19	
102480363	111	EUREKA PRIM.	Primary School	ORDINARY	METRO NORTH	6	NQ4	692	Part Plankie School		3.21			x								Maintenance 2018/19	
102480398	112	GREENLANDS PRIM.	Primary School	ORDINARY	METRO NORTH	6	NQ4	829			3.23											Maintenance 2018/19	
102480525	113	LEONSDALE PRIM.	Primary School	ORDINARY	METRO NORTH	5	NQ4	203			3.28		x									Maintenance 2018/19	
107328642	114	RAINBOW PRIM.	Primary School	ORDINARY	METRO NORTH	1	NQ3	1 022	PLANKIE		3.31	x		x								Maintenance 2018/19	
101323659	115	SYMPHONY SEK.	Secondary School	ORDINARY	METRO NORTH	1	NQ4	716			3.38											Maintenance 2018/19	
107322334	116	THE HAGUE PRIM.	Primary School	ORDINARY	METRO NORTH	3	NQ3	1 231			3.31											Maintenance 2018/19	
101327956	117	TREVOR MANUEL PRIM.	Primary School	ORDINARY	METRO NORTH	2	NQ1	1 311		101327956	3.21	x										Maintenance 2018/19	
106490024	118	ALOE JUN. HS	Intermediate School	ORDINARY	METRO SOUTH	6	NQ5	955			3.18											Maintenance 2018/19	
106493317	119	ALOE SEC.	Secondary School	ORDINARY	METRO SOUTH	6	NQ5	1 039			3.18											Maintenance 2018/19	
106490083	120	CARADALE PRIM.	Primary School	ORDINARY	METRO SOUTH	7	NQ4	935			3.18											Maintenance 2018/19	
106493430	121	GLENDALE SEC.	Secondary School	ORDINARY	METRO SOUTH	7	NQ4	1 250			3.17											Maintenance 2018/19	
106042211	122	LINGE PRIM.	Intermediate School	ORDINARY	METRO SOUTH	4	NQ2	781			3.16						x					Maintenance 2018/19	
105310166	123	LOTUS RIVER PRIM.	Primary School	ORDINARY	METRO SOUTH	3	NQ5	485			3.13											Maintenance 2018/19	
106007103	124	VUKANI PRIM.	Primary School	ORDINARY	METRO SOUTH	5	NQ2	1 096			3.19				x							Maintenance 2018/19	
106490423	125	WESPOORT PRIM.	Primary School	ORDINARY	METRO SOUTH	7	NQ5	994			3.12											Maintenance 2018/19	
106493457	126	WOODLANDS SEC.	Secondary School	ORDINARY	METRO SOUTH	6	NQ5	820			3.15											Maintenance 2018/19	
106490474	127	WOODVILLE PRIM.	Primary School	ORDINARY	METRO SOUTH	6	NQ5	972			3.18											Maintenance 2018/19	
115330396	128	DIE BRON PRIM.	Primary School	ORDINARY	OVERBERG	2	NQ2	430	Part Plankie School		3.47										x	Maintenance 2018/19	
115333565	129	HAWSTON SEK.	Secondary School	ORDINARY	OVERBERG	2	NQ3	807			3.32											Maintenance 2018/19	
117310305	130	SWELLENDAM HS.	Secondary School	ORDINARY	OVERBERG	1	NQ5	353			3.37				x							Maintenance 2018/19	
113336041	131	WAGENHUISKRANTZ PRIM.	Primary School	ORDINARY	OVERBERG	1	NQ1	120			3.08											Maintenance 2018/19	
137309274	132	KLAWER LS.	Primary School	ORDINARY	WEST COAST	5	NQ5	205			3.56		x								x	Maintenance 2018/19	
134470376	133	NOORDHOEK PRIM.	Intermediate School	ORDINARY	WEST COAST	3	NQ4	856			3.5		x				x					Maintenance 2018/19	
137312254	134	VANRHYNSDORP HS.	Combined School	ORDINARY	WEST COAST	5	NQ5	375			3.54		x		x	x						Maintenance 2018/19	
134309371	135	VREDENBURG LS.	Primary School	ORDINARY	WEST COAST	3	NQ5	1 010			3.47				x							Maintenance 2018/19	

TEMPLATE 9.1: MAINTENANCE

USER DEPARTMENT: EDUCATION

EMIS_NO	No	SCHOOL_NAME	SCHOOLTYPE	SECTOR	EDUCATION DISTRICT	CIRCUIT	QUINTILE	TOTAL ENROL	PLANKIE SKOOL	LEASE-SCHOOLS	CONDITION ASSESSMENT	New School	Receiving school	Replacement School	Additional Classrooms	Split Combined School	Decant Gr 8&9	Close School	Purchase leased school	Upgrade hostel	New Hostel	MAINTENANCE PROJECTS	REVISED HISTORIC MAINTENANCE PROJECTS
107322202	136	DELFT PRIM.	Primary School	ORDINARY	METRO NORTH	3	NQ4	1 214			3.6											Maintenance 2018/19	
100000582	137	PROTEA HOËRSKOOL	Secondary School	ORDINARY	EDEN AND CENTRAL KA	6	NQ3	62														Maintenance 2018/19	Move into Protea LS
129330523	138	BAKERVILLE PRIM.	Primary School	ORDINARY	CAPE WINELANDS	3	NQ4	537			3.24						x					Maintenance 2019/20	
126333034	139	CERES SEK.	Secondary School	ORDINARY	CAPE WINELANDS	4	NQ4	1 213			3.35		x									Maintenance 2019/20	
130333409	140	DE KRUISE SEK.	Secondary School	ORDINARY	CAPE WINELANDS	6	NQ1	503			3.21											Maintenance 2019/20	
130330361	141	F.J. CONRADIE PRIM.	Primary School	ORDINARY	CAPE WINELANDS	6	NQ2	1 149			3.21											Maintenance 2019/20	
126309251	142	GERICKE LS.	Primary School	ORDINARY	CAPE WINELANDS	4	NQ5	554			3.12											Maintenance 2019/20	
130041110	143	P.J.B. CONA PRIM.	Primary School	ORDINARY	CAPE WINELANDS	6	NQ1	807			3.3											Maintenance 2019/20	
108447870	144	Paarl Vaardigheid Skool	School of Skills	LSEN	Cape Winelands	2		292														Maintenance 2019/20	Maintenance 2014/15
130330647	145	RAWSONVILLE PRIM.	Primary School	ORDINARY	CAPE WINELANDS	5	NQ4	706		Dippenaar Trust	3.22							x				Maintenance 2019/20	
128308209	146	ROBERTSON VOORB.	Primary School	ORDINARY	CAPE WINELANDS	7	NQ5	235			3.2											Maintenance 2019/20	
112477249	147	SOETENDAL NGK PRIM.	Primary School	ORDINARY	CAPE WINELANDS	3	NQ1	319		Wagenmakersv allei	3.21		x									Maintenance 2019/20	
130041103	148	VUSISIZWE SEC	Secondary School	ORDINARY	CAPE WINELANDS	6	NQ1	1 555			3.19	x										Maintenance 2019/20	
112470570	149	WELLINGTON PRIM.	Primary School	ORDINARY	CAPE WINELANDS	3	NQ4	1 007			3.24											Maintenance 2019/20	
139208200	150	BEAUFORT WES VOORB.	Primary School	ORDINARY	EDEN AND CENTRAL KAROO	7	NQ5	223			3.31											Maintenance 2019/20	
139360244	151	GEORGE FREDERICKS PRIM.	Intermediate School	ORDINARY	EDEN AND CENTRAL KAROO	7	NQ1	273			3.69			x			x					Maintenance 2019/20	
116112221	152	HEIDELBERG HS.	Combined School	ORDINARY	EDEN AND CENTRAL KAROO	1	NQ5	261			3.35			x								Maintenance 2019/20	
118356301	153	HIBERNIA VGK PRIM.	Primary School	ORDINARY	EDEN AND CENTRAL KAROO	3	NQ3	547		VGK	3.41			x					x			Maintenance 2019/20	
120041227	154	INDWE SEC	Secondary School	ORDINARY	EDEN AND CENTRAL KAROO	2	NQ1	1 306			3.33	x										Maintenance 2019/20	
142360376	155	LEEU GAMKA PRIM.	Intermediate School	ORDINARY	EDEN AND CENTRAL KAROO	7	NQ1	528			3.33			x			x					Maintenance 2019/20	
120109288	156	MILKWOOD PRIM.	Primary School	ORDINARY	EDEN AND CENTRAL KAROO	2	NQ5	587			3.34					x						Maintenance 2019/20	
118008008	157	NEW DAWN PARK PRIM.	Primary School	ORDINARY	EDEN AND CENTRAL KAROO	2	NQ2	838			3.2											Maintenance 2019/20	
139366919	158	ST. MATTHEWS PRIM.	Primary School	ORDINARY	EDEN AND CENTRAL KAROO	7	NQ3	657			3.19											Maintenance 2019/20	
139360155	159	TESKE GEDENK PRIM.	Primary School	ORDINARY	EDEN AND CENTRAL KAROO	7	NQ3	681			3.45			x								Maintenance 2019/20	
102483389	160	BONTEHEUWEL SEK.	Secondary School	ORDINARY	METRO CENTRAL	3	NQ4	730			3.3											Maintenance 2019/20	
103302201	161	De Grendel Spesiale Skool	School of Skills	LSEN	Metro Central	4		529														Maintenance 2019/20	
106042201	162	FEZEKA SEC	Secondary School	ORDINARY	METRO CENTRAL	5	NQ3	1 038			3.36											Maintenance 2019/20	

TEMPLATE 9.1: MAINTENANCE  
USER DEPARTMENT: EDUCATION

EMIS_NO	No	SCHOOL_NAME	SCHOOLTYPE	SECTOR	EDUCATION DISTRICT	CIRCUIT	QUINTILE	TOTAL ENROL	PLANKIE SKOOL	LEASE-SCHOOLS	CONDITION ASSESSMENT	New School	Receiving school	Replacement School	Additional Classrooms	Split Combined School	Decant Gr 8&9	Close School	Purchase leased school	Upgrade hostel	New Hostel	MAINTENANCE PROJECTS	REVISED HISTORIC MAINTENANCE PROJECTS
105480371	163	GARLANDALE PRIM.	Primary School	ORDINARY	METRO CENTRAL	1	NQ5	382			3.21											Maintenance 2019/20	
102041321	164	IKAMVALETHU SEC.	Secondary School	ORDINARY	METRO CENTRAL	4	NQ3	546			3.25											Maintenance 2019/20	
105309283	165	KRONENDAL PRIM.	Primary School	ORDINARY	METRO CENTRAL	2	NQ5	365			3.35											Maintenance 2019/20	
106042305	166	LUZUKO PRIM.	Primary School	ORDINARY	METRO CENTRAL	5	NQ3	405			3.23											Maintenance 2019/20	
102042308	167	MOKONE PRIM.	Primary School	ORDINARY	METRO CENTRAL	4	NQ3	585			3.3											Maintenance 2019/20	
102480584	168	NERINA PRIM.	Primary School	ORDINARY	METRO CENTRAL	3	NQ4	770			3.33		X									Maintenance 2019/20	
105311146	169	PARKFIELDS PRIM.	Primary School	ORDINARY	METRO CENTRAL	6	NQ4	687			3.36											Maintenance 2019/20	
105309332	170	ROSEBANK JUNIOR	Primary School	ORDINARY	METRO CENTRAL	1	NQ5	234			3.3											Maintenance 2019/20	
102042310	171	SIYABULELA PRIM.	Primary School	ORDINARY	METRO CENTRAL	4	NQ3	780			3.69				X							Maintenance 2019/20	
106042214	172	SIYAZINGISA PRIM.	Primary School	ORDINARY	METRO CENTRAL	5	NQ3	944			3.29											Maintenance 2019/20	
105309348	173	SUNLANDS PRIM.	Primary School	ORDINARY	METRO CENTRAL	1	NQ5	780			2.97											Maintenance 2019/20	
105310311	174	VOORTREKKER HS.	Secondary School	ORDINARY	METRO CENTRAL	1	NQ5	597			3.24											Maintenance 2019/20	
106042114	175	VUKUKHANYE PRIM.	Primary School	ORDINARY	METRO CENTRAL	5	NQ2	539			3.33											Maintenance 2019/20	
106042313	176	VUYANI PRIM.	Primary School	ORDINARY	METRO CENTRAL	5	NQ3	758			3.84											Maintenance 2019/20	
110320315	177	DANIE ACKERMANN PRIM.	Primary School	ORDINARY	METRO EAST	6	NQ5	875			3.1											Maintenance 2019/20	
106322385	178	ENCOTSHENI PRIM.	Primary School	ORDINARY	METRO EAST	2	NQ2	903			3.5											Maintenance 2019/20	
101309245	179	FANIE THERON PRIM.	Primary School	ORDINARY	METRO EAST	3	NQ5	1 105	Precast concrete		3.33											Maintenance 2019/20	
107322083	180	FOREST HEIGHTS PRIM.	Primary School	ORDINARY	METRO EAST	4	NQ5	1 106			3.5											Maintenance 2019/20	
103323918	181	HARRY GWALA SEC.	Secondary School	ORDINARY	METRO EAST	1	NQ2	1 160			3.5											Maintenance 2019/20	
106041318	182	INTLANGANISO SEC	Secondary School	ORDINARY	METRO EAST	3	NQ2	1 171			3.39											Maintenance 2019/20	
106041335	183	INTSHAYELELO PRIM.	Primary School	ORDINARY	METRO EAST	4	NQ3	1 140			3.5											Maintenance 2019/20	
106041220	184	JOE SLOVO SEC.	Secondary School	ORDINARY	METRO EAST	3	NQ2	1 156			3.4											Maintenance 2019/20	
110007280	185	KHAYELITSHA NO 1 SENIOR SEC	Secondary School	ORDINARY	METRO EAST	6	NQ2	1 137			3.28											Maintenance 2019/20	Maintenance 2014/15
106041101	186	LUHLAZA SEC	Secondary School	ORDINARY	METRO EAST	4	NQ3	1 194			3.65											Maintenance 2019/20	Maintenance 2016/17
106041105	187	MASIYILE SENIOR SEC	Secondary School	ORDINARY	METRO EAST	2	NQ3	1 200			3.29											Maintenance 2019/20	
106460826	188	NOLUNGILE PRIM.	Primary School	ORDINARY	METRO EAST	2	NQ2	1 002			3.5											Maintenance 2019/20	
107321915	189	NORTHPIKE PRIMARY SCHOOL.	Primary School	ORDINARY	METRO EAST	2	NQ5	723			3.19											Maintenance 2019/20	

TEMPLATE 9.1: MAINTENANCE  
USER DEPARTMENT: EDUCATION

EMIS_NO	No	SCHOOL_NAME	SCHOOLTYPE	SECTOR	EDUCATION DISTRICT	CIRCUIT	QUINTILE	TOTAL ENROL	PLANKIE SKOOL	LEASE-SCHOOLS	CONDITION ASSESSMENT	New School	Receiving school	Replacement School	Additional Classrooms	Split Combined School	Decant Gr 8&9	Close School	Purchase leased school	Upgrade hostel	New Hostel	MAINTENANCE PROJECTS	REVISED HISTORIC MAINTENANCE PROJECTS
101322024	190	DR. VAN DER ROSS PRIM.	Primary School	ORDINARY	METRO NORTH	1	NQ4	1 131			3.41											Maintenance 2019/20	
101321508	191	GARDENIA PRIM.	Primary School	ORDINARY	METRO NORTH	6	NQ4	840			3.35				x							Maintenance 2019/20	
107323136	192	HECTOR PETERSON SEC.	Secondary School	ORDINARY	METRO EAST	7	NQ2	1 330			3.37				x							Maintenance 2019/20	
102480436	193	HELDERBERG PRIM.	Primary School	ORDINARY	METRO NORTH	6	NQ4	423			3.38											Maintenance 2019/20	
132470147	194	HERMESLAAN PRIM.	Primary School	ORDINARY	METRO NORTH	2	NQ4	626			3.38											Maintenance 2019/20	
107322466	195	KAIROS PRIM.	Primary School	ORDINARY	METRO NORTH	3	NQ4	1 206			3.47											Maintenance 2019/20	
101323586	196	KASSELSVLEI KOMPREHENSIEWE HS	Secondary School	ORDINARY	METRO NORTH	1	NQ4	966			3.45											Maintenance 2019/20	
101321885	197	MATROOSBERGWEG PRIM.	Primary School	ORDINARY	METRO NORTH	1	NQ4	538			3.41											Maintenance 2019/20	
101320382	198	NEBO PRIM.*	Primary School	ORDINARY	METRO NORTH	5	NQ4	280			3.21		x									Maintenance 2019/20	
101323772	199	PERSEVERANCE SEK	Secondary School	ORDINARY	METRO NORTH	1	NQ4	929			3.43											Maintenance 2019/20	
102310280	200	PRESIDENT HS.	Secondary School	ORDINARY	METRO NORTH	4	NQ5	544														Maintenance 2019/20	
132470473	201	REYGERSDAL PRIM.	Primary School	ORDINARY	METRO NORTH	2	NQ4	884			3.19											Maintenance 2019/20	
101322067	202	RIEBEECKSTRAAT PRIM.	Primary School	ORDINARY	METRO NORTH	1	NQ4	1 089			3.41											Maintenance 2019/20	
132473464	203	ROBINVALE HS	Secondary School	ORDINARY	METRO NORTH	2	NQ5	1 218			3.51											Maintenance 2019/20	
107322245	204	VERGENOEGD PRIM.	Primary School	ORDINARY	METRO NORTH	3	NQ4	1 306			3.41											Maintenance 2019/20	
107319333	205	WEST BANK NO. 1 PRIM.	Primary School	ORDINARY	METRO NORTH	1	NQ3	1 152			3.51											Maintenance 2019/20	
106490075	206	CASCADE PRIM.	Primary School	ORDINARY	METRO SOUTH	7	NQ4	849			3.22											Maintenance 2019/20	
106490105	207	CORNFLOWER PRIM.	Primary School	ORDINARY	METRO SOUTH	6	NQ4	1 117			3.2											Maintenance 2019/20	
105490490	208	DIE DUINE PRIM.	Primary School	ORDINARY	METRO SOUTH	3	NQ4	835			3.32				x							Maintenance 2019/20	
105447900	209	Ottery Jeugsorg En Onderwysentrum	Youth Centre	LSEN	Metro South	3		61														Maintenance 2019/20	
105309343	210	SOUTHFIELD PRIM.	Primary School	ORDINARY	METRO SOUTH	2	NQ5	337			3.35											Maintenance 2019/20	
105310824	211	SQUARE HILL PRIM.	Primary School	ORDINARY	METRO SOUTH	1	NQ5	968			3.32											Maintenance 2019/20	
106490407	212	STRANDFONTEIN PRIM.	Primary School	ORDINARY	METRO SOUTH	3	NQ5	777			3.23											Maintenance 2019/20	
106493406	213	STRANDFONTEIN SEK.	Secondary School	ORDINARY	METRO SOUTH	3	NQ5	789			3.21											Maintenance 2019/20	
106493414	214	TAFELSIG SEK.	Secondary School	ORDINARY	METRO SOUTH	7	NQ4	1 278			3.18											Maintenance 2019/20	
106490466	215	WESTVILLE PRIM.	Primary School	ORDINARY	METRO SOUTH	7	NQ5	1 000			3.28											Maintenance 2019/20	
106490369	216	YELLOWWOOD PRIM.	Primary School	ORDINARY	METRO SOUTH	7	NQ4	1 051			3.32											Maintenance 2019/20	



TEMPLATE 9.1: MAINTENANCE  
USER DEPARTMENT: EDUCATION

EMIS_NO	No	SCHOOL_NAME	SCHOOLTYPE	SECTOR	EDUCATION DISTRICT	CIRCUIT	QUINTILE	TOTAL ENROL	PLANKIE SKOOL	LEASE-SCHOOLS	CONDITION ASSESSMENT	New School	Receiving school	Replacement School	Additional Classrooms	Split Combined School	Decant Gr 8&9	Close School	Purchase leased school	Upgrade hostel	New Hostel	MAINTENANCE PROJECTS	REVISED HISTORIC MAINTENANCE PROJECTS
132476919	217	O.J. ERASMUS NGK PRIM.	Primary School	ORDINARY	WEST COAST	1	NQ1	304			3.45											Maintenance 2019/20	
108470031	218	AMSTELHOF PRIM.	Primary School	ORDINARY	CAPE WINELANDS	2	NQ2	646	Part Plankie School		3.37											Maintenance 2020/21	
127309203	219	ASHTON LS.	Primary School	ORDINARY	CAPE WINELANDS	8	NQ5	177			3.28		x									Maintenance 2020/21	
130330825	220	BONNE ESPERANCE PRIM.	Intermediate School	ORDINARY	CAPE WINELANDS	6	NQ1	448			3.5						x					Maintenance 2020/21	
130333352	221	BRE@RIVIER HS.	Secondary School	ORDINARY	CAPE WINELANDS	5	NQ4	1 661	Part Plankie School		3.28											Maintenance 2020/21	
126310214	222	CHARLIE HOFMEYR HS.	Secondary School	ORDINARY	CAPE WINELANDS	4	NQ5	562			3.35		x									Maintenance 2020/21	
128330183	223	DE VILLIERS LAER.	Primary School	ORDINARY	CAPE WINELANDS	7	NQ2	849			3.25											Maintenance 2020/21	
130330515	224	H.M. BEETS PRIM.	Primary School	ORDINARY	CAPE WINELANDS	7	NQ1	70			3.45		x									Maintenance 2020/21	
108042209	225	LANGABUYA PRIM.	Primary School	ORDINARY	CAPE WINELANDS	3	NQ1	1 165			3.26											Maintenance 2020/21	
109324167	226	MAKUPULA SEC.	Secondary School	ORDINARY	CAPE WINELANDS	1	NQ1	858			3.38											Maintenance 2020/21	
128330884	227	MCGREGOR PRIM.	Intermediate School	ORDINARY	CAPE WINELANDS	7	NQ2	422			3.42				x		x					Maintenance 2020/21	
127310261	228	MONTAGU HS.	Secondary School	ORDINARY	CAPE WINELANDS	8	NQ4	492			3.37		x									Maintenance 2020/21	
127309298	229	MONTAGU LS.	Primary School	ORDINARY	CAPE WINELANDS	8	NQ5	310			3.19											Maintenance 2020/21	
130310263	230	MONTANA HS.	Secondary School	ORDINARY	CAPE WINELANDS	6	NQ5	485			3.39											Maintenance 2020/21	
112470430	231	PAUW GEDENK PRIM	Primary School	ORDINARY	CAPE WINELANDS	3	NQ5	402			3.26											Maintenance 2020/21	
108477591	232	WINDMEUL PRIM.	Primary School	ORDINARY	CAPE WINELANDS	3	NQ1	349			3.39		x									Maintenance 2020/21	
129333530	233	WOLSELEY SEK.	Secondary School	ORDINARY	CAPE WINELANDS	5	NQ4	698			3.42											Maintenance 2020/21	
130309378	234	WORCESTER LS.	Primary School	ORDINARY	CAPE WINELANDS	6	NQ5	792			3.15											Maintenance 2020/21	
130309379	235	WORCESTER-NOORD PRIM.	Primary School	ORDINARY	CAPE WINELANDS	6	NQ5	661			3.49											Maintenance 2020/21	
130309380	236	WORCESTER-OOS LS.	Primary School	ORDINARY	CAPE WINELANDS	6	NQ5	527	BRICK AND PREFAB		3.32			x								Maintenance 2020/21	
124041308	237	BONGOLETHU PRIM.	Primary School	ORDINARY	EDEN AND CENTRAL KAROO	5	NQ1	692			3.49											Maintenance 2020/21	
118456233	238	Cape Diem Skool	Special School	LSEN	Eden And Central Karoo	3		300														Maintenance 2020/21	
124357286	239	DE RUST PRIM.	Primary School	ORDINARY	EDEN AND CENTRAL KAROO	6	NQ1	629					x		x							Maintenance 2020/21	
118356441	240	DIEPRIVIER VGK PRIM.	Primary School	ORDINARY	EDEN AND CENTRAL KAROO	6	NQ1	82	Part Plankie School				x		x						x	Maintenance 2020/21	
125350346	241	DIRK BOSHOF PRIM.	Intermediate School	ORDINARY	EDEN AND CENTRAL KAROO	6	NQ2	717					x				x					Maintenance 2020/21	
119350397	242	HORNLEE PRIM.	Primary School	ORDINARY	EDEN AND CENTRAL KAROO	4	NQ4	689			3.51		x									Maintenance 2020/21	
116333069	243	KAIROS SEK.	Secondary School	ORDINARY	EDEN AND CENTRAL KAROO	1	NQ4	550			3.5				x							Maintenance 2020/21	

TEMPLATE 9.1: MAINTENANCE  
USER DEPARTMENT: EDUCATION

EMIS_NO	No	SCHOOL_NAME	SCHOOLTYPE	SECTOR	EDUCATION DISTRICT	CIRCUIT	QUINTILE	TOTAL ENROL	PLANKIE SKOOL	LEASE-SCHOOLS	CONDITION ASSESSMENT	New School	Receiving school	Replacement School	Additional Classrooms	Split Combined School	Decant Gr 8&9	Close School	Purchase leased school	Upgrade hostel	New Hostel	MAINTENANCE PROJECTS	REVISED HISTORIC MAINTENANCE PROJECTS
124110240	244	LANGENHOVEN GIMNASIUM	Secondary School	ORDINARY	EDEN AND CENTRAL KAROO	6	NQ5	652			3.32											Maintenance 2020/21	
139209238	245	NIKO BRUMMER PRIM.	Primary School	ORDINARY	EDEN AND CENTRAL KAROO	7	NQ5	256			3.35											Maintenance 2020/21	
124109334	246	VAN REEDE LS.	Primary School	ORDINARY	EDEN AND CENTRAL KAROO	6	NQ5	709			3.16											Maintenance 2020/21	Maintenance 2015/16
105480118	247	BELTHORN PRIM.	Primary School	ORDINARY	METRO CENTRAL	5	NQ4	325			3.43											Maintenance 2020/21	
105313602	248	CRYSTAL SEK.	Secondary School	ORDINARY	METRO CENTRAL	6	NQ4	732			3.39											Maintenance 2020/21	
105484652	249	Erosskool	Special School	LSEN	Metro Central	3		362														Maintenance 2020/21	Maintenance 2014/15
105309253	250	GOLDEN GROVE PRIM.	Primary School	ORDINARY	METRO CENTRAL	1	NQ5	738			3.26											Maintenance 2020/21	
103309254	251	GOOD HOPE SEMINARY JUNIOR	Primary School	ORDINARY	METRO CENTRAL	2	NQ5	402			3.46											Maintenance 2020/21	
105309258	252	GREENFIELD GIRLS' PRIM.	Primary School	ORDINARY	METRO CENTRAL	1	NQ5	219			2.96				X							Maintenance 2020/21	
105310240	253	GROOTE SCHUUR HS.	Secondary School	ORDINARY	METRO CENTRAL	1	NQ5	821			3.01											Maintenance 2020/21	
105309259	254	GROOTE SCHUUR PRIM.	Primary School	ORDINARY	METRO CENTRAL	1	NQ5	407			3.01											Maintenance 2020/21	
105309260	255	GROVE PRIM.	Primary School	ORDINARY	METRO CENTRAL	1	NQ5	639			3.22				X							Maintenance 2020/21	
105309376	256	KENWYN PRIM.	Primary School	ORDINARY	METRO CENTRAL	1	NQ5	580			3.23											Maintenance 2020/21	
102480509	257	KLIPFONTEIN PRIM.	Primary School	ORDINARY	METRO CENTRAL	3	NQ4	383			3.36											Maintenance 2020/21	
102480568	258	MIMOSA PRIM.	Primary School	ORDINARY	METRO CENTRAL	3	NQ4	552			3.43											Maintenance 2020/21	
106042213	259	MSEKI PRIM.	Primary School	ORDINARY	METRO CENTRAL	5	NQ3	480			3.41											Maintenance 2020/21	
105310284	260	RHODES HS.	Secondary School	ORDINARY	METRO CENTRAL	1	NQ5	1 013			3.4											Maintenance 2020/21	
105309330	261	RONDEBOSCH BOYS' PREP.	Primary School	ORDINARY	METRO CENTRAL	1	NQ5	721			3.49											Maintenance 2020/21	
105309331	262	RONDEBOSCH EAST PRIM.	Primary School	ORDINARY	METRO CENTRAL	1	NQ5	689			3.51											Maintenance 2020/21	
105309334	263	S.A. COLLEGE JUNIOR.	Primary School	ORDINARY	METRO CENTRAL	1	NQ5	700			3.48											Maintenance 2020/21	
103313459	264	SALT RIVER SEC	Secondary School	ORDINARY	METRO CENTRAL	2	NQ5	666			3.42											Maintenance 2020/21	
106008228	265	Siviwe School Of Skills	School of Skills	LSEN	Metro Central	5		413														Maintenance 2020/21	
106000113	266	Tembaletu	Special School	LSEN	Metro Central	5		189														Maintenance 2020/21	
102309358	267	THORNTON PRIM.	Primary School	ORDINARY	METRO CENTRAL	4	NQ5	508			3.19											Maintenance 2020/21	
101309207	268	BELLVILLE PRIM.	Primary School	ORDINARY	METRO EAST	4	NQ5	530			3.38											Maintenance 2020/21	
101309208	269	BELLVILLE-NOORD PRIM.	Primary School	ORDINARY	METRO EAST	4	NQ5	439			3.52											Maintenance 2020/21	
107321877	270	HELDERKRUIN PRIM.	Primary School	ORDINARY	METRO EAST	2	NQ5	1 278			3.52											Maintenance 2020/21	

TEMPLATE 9.1: MAINTENANCE  
USER DEPARTMENT: EDUCATION

EMIS_NO	No	SCHOOL_NAME	SCHOOLTYPE	SECTOR	EDUCATION DISTRICT	CIRCUIT	QUINTILE	TOTAL ENROL	PLANKIE SKOOL	LEASE-SCHOOLS	CONDITION ASSESSMENT	New School	Receiving school	Replacement School	Additional Classrooms	Split Combined School	Decant Gr 8&9	Close School	Purchase leased school	Upgrade hostel	New Hostel	MAINTENANCE PROJECTS	REVISED HISTORIC MAINTENANCE PROJECTS
106041219	271	NTWASAHLOBO PRIM.	Primary School	ORDINARY	METRO EAST	3	NQ2	643			3.53											Maintenance 2020/21	
106041214	272	VUSELELA PRIM.	Primary School	ORDINARY	METRO EAST	2	NQ2	1 003			3.48				x							Maintenance 2020/21	
110323780	273	ZANDVLIT HS.	Secondary School	ORDINARY	METRO EAST	1	NQ5	1 226			3.52											Maintenance 2020/21	
101323616	274	EXCELSIOR SEK.	Secondary School	ORDINARY	METRO NORTH	6	NQ4	1 269			3.52											Maintenance 2020/21	
102483478	275	JOHN RAMSAY HS.	Secondary School	ORDINARY	METRO NORTH	6	NQ4	851	PLANKIE		3.38			x								Maintenance 2020/21	
101309285	276	LABIANCE PRIM.	Primary School	ORDINARY	METRO EAST	1	NQ5	701			3.5											Maintenance 2020/21	
101323624	277	RAVENSMEAD SEK.	Secondary School	ORDINARY	METRO NORTH	5	NQ4	1 105			3.54											Maintenance 2020/21	
107007096	278	SIMUNYE SEK.	Secondary School	ORDINARY	METRO NORTH	3	NQ4	1 177			3.53											Maintenance 2020/21	
101309360	279	TOTIUS PRIM.	Primary School	ORDINARY	METRO NORTH	7	NQ5	464			3.48											Maintenance 2020/21	
101309369	280	VREDELUST PRIM.	Primary School	ORDINARY	METRO NORTH	7	NQ5	436			3.51											Maintenance 2020/21	
107324078	281	WEST BANK HS	Secondary School	ORDINARY	METRO NORTH	1	NQ3	746			3.52											Maintenance 2020/21	
105309209	282	BERGVLIET PRIM.	Primary School	ORDINARY	METRO SOUTH	2	NQ5	662			3.4											Maintenance 2020/21	
104309247	283	FISH HOEK PRIM.	Primary School	ORDINARY	METRO SOUTH	1	NQ5	817			3.29											Maintenance 2020/21	
105313467	284	HEATHFIELD HS	Secondary School	ORDINARY	METRO SOUTH	2	NQ5	898			3.41											Maintenance 2020/21	
106490164	285	HIGHLANDS PRIM.	Primary School	ORDINARY	METRO SOUTH	6	NQ5	687			3.32											Maintenance 2020/21	
106490202	286	JAMAICAWEG PRIM.	Primary School	ORDINARY	METRO SOUTH	6	NQ5	768			3.38											Maintenance 2020/21	
106490229	287	LIESBEECK PRIM.	Primary School	ORDINARY	METRO SOUTH	6	NQ5	770			3.35											Maintenance 2020/21	
106490393	288	LITTLEWOOD PRIM.	Primary School	ORDINARY	METRO SOUTH	7	NQ4	1 272			3.41											Maintenance 2020/21	
105493341	289	LOTUS SEK.	Secondary School	ORDINARY	METRO SOUTH	3	NQ5	309			3.36											Maintenance 2020/21	
104310265	290	MUIZENBERG HS.	Secondary School	ORDINARY	METRO SOUTH	1	NQ5	698			3.48											Maintenance 2020/21	
104309301	291	MUIZENBERG JUNIOR	Primary School	ORDINARY	METRO SOUTH	1	NQ5	489			3.41											Maintenance 2020/21	
104313491	292	OCEAN VIEW SEC.	Secondary School	ORDINARY	METRO SOUTH	1	NQ4	1 025			3.39				x							Maintenance 2020/21	Maintenance 2014/15
106490342	293	ROCKLANDS PRIM	Primary School	ORDINARY	METRO SOUTH	7	NQ5	874			3.46											Maintenance 2020/21	
106490598	294	SEARIDGE PARK PRIM.	Primary School	ORDINARY	METRO SOUTH	7	NQ4	943			3.35											Maintenance 2020/21	
105309340	295	SIMON VAN DER STEL PRIM.	Primary School	ORDINARY	METRO SOUTH	2	NQ5	168			3.11											Maintenance 2020/21	
106042113	296	SONWABO PRIM.	Primary School	ORDINARY	METRO SOUTH	4	NQ3	814			3.49											Maintenance 2020/21	
105310298	297	STEENBERG PRIMARY	Primary School	ORDINARY	METRO SOUTH	1	NQ5	662			3.37											Maintenance 2020/21	

TEMPLATE 9.1: MAINTENANCE  
USER DEPARTMENT: EDUCATION

EMIS_NO	No	SCHOOL_NAME	SCHOOLTYPE	SECTOR	EDUCATION DISTRICT	CIRCUIT	QUINTILE	TOTAL ENROL	PLANKIE SKOOL	LEASE-SCHOOLS	CONDITION ASSESSMENT	New School	Receiving school	Replacement School	Additional Classrooms	Split Combined School	Decant Gr 8&9	Close School	Purchase leased school	Upgrade hostel	New Hostel	MAINTENANCE PROJECTS	REVISED HISTORIC MAINTENANCE PROJECTS
105309352	298	SWEET VALLEY PRIM.	Primary School	ORDINARY	METRO SOUTH	2	NQ5	874			3.5											Maintenance 2020/21	
113309216	299	BREDASDORP PRIM.	Primary School	ORDINARY	OVERBERG	1	NQ5	483			3.48											Maintenance 2020/21	
114309231	300	DE VILLIERS GRAAFF PRIM.	Primary School	ORDINARY	OVERBERG	3	NQ5	267			3.54											Maintenance 2020/21	
114333328	301	EMIL WEDER SEK.	Secondary School	ORDINARY	OVERBERG	3	NQ3	509			3.49											Maintenance 2020/21	
115309609	302	OKKIE SMUTS PRIM.	Primary School	ORDINARY	OVERBERG	2	NQ4	210	Part Plankie School		3.24									x		Maintenance 2020/21	
132309226	303	DARLING LS.	Primary School	ORDINARY	WEST COAST	1	NQ4	391			3.43	x	x				x					Maintenance 2020/21	
131312226	304	HOPEFIELD HS.	Combined School	ORDINARY	WEST COAST	3	NQ5	667			3.39				x	x						Maintenance 2020/21	
132470724	305	RIVERLANDS PRIM.	Primary School	ORDINARY	WEST COAST	1	NQ1	229			3.5											Maintenance 2020/21	
132477389	306	ST. MICHAEL'S PRIM.	Primary School	ORDINARY	WEST COAST	1	NQ1	552			3.47											Maintenance 2020/21	
138310312	307	VREDENDAL HS.	Secondary School	ORDINARY	WEST COAST	5	NQ5	463			3.43											Maintenance 2020/21	
132470686	308	WESBANK SEK.	Secondary School	ORDINARY	WEST COAST	1	NQ4	887			3.52				x							Maintenance 2020/21	
126330841	309	BELLA VISTA PRIM.	Primary School	ORDINARY	CAPE WINELANDS	4	NQ5	811			3.42											Maintenance 2021/22	
126330949	310	BOY MULLER PRIM.	Intermediate School	ORDINARY	CAPE WINELANDS	4	NQ2	127			3.76		x		x		x			x		Maintenance 2021/22	
130042202	311	DESMOND MPIOLO TUTU SEC.	Secondary School	ORDINARY	CAPE WINELANDS	3	NQ1	1 380			3.64	x										Maintenance 2021/22	
109321036	312	DEVONVALLEI PRIM.	Primary School	ORDINARY	CAPE WINELANDS	1	NQ1	199			3.64		x		x							Maintenance 2021/22	
109309240	313	EIKESTAD LS.	Primary School	ORDINARY	CAPE WINELANDS	1	NQ5	730			2.98											Maintenance 2021/22	
108473502	314	GROENDAL SEK.	Secondary School	ORDINARY	CAPE WINELANDS	1	NQ1	937			3.43				x							Maintenance 2021/22	
130330965	315	HEXPARK PRIM.	Primary School	ORDINARY	CAPE WINELANDS	6	NQ3	481			3.52											Maintenance 2021/22	
130312225	316	HEXVALLEI HS.	Combined School	ORDINARY	CAPE WINELANDS	6	NQ5	405			3.54					x						Maintenance 2021/22	Maintenance 2014/15
108310249	317	HOER JONGENSKOOL PAARL	Secondary School	ORDINARY	CAPE WINELANDS	2	NQ5	851			3.7											Maintenance 2021/22	
112310243	318	HUGENOTE HS.	Secondary School	ORDINARY	CAPE WINELANDS	3	NQ5	809			3.7											Maintenance 2021/22	
126041327	319	IINGCINGA ZETHU SEC	Secondary School	ORDINARY	CAPE WINELANDS	4	NQ1	797			3.65											Maintenance 2021/22	
109042106	320	KAYAMANDI SEC.	Secondary School	ORDINARY	CAPE WINELANDS	1	NQ1	1 014			3.76				x							Maintenance 2021/22	
108309284	321	LA ROCHELLE GIRLS PRIM.	Primary School	ORDINARY	CAPE WINELANDS	2	NQ5	265			3.15											Maintenance 2021/22	
108309311	322	PAARL BOYS' PRIM.	Primary School	ORDINARY	CAPE WINELANDS	2	NQ5	409			3.05											Maintenance 2021/22	
108312236	323	PAARL GIRLS HS.	Combined School	ORDINARY	CAPE WINELANDS	2	NQ5	694			3.02											Maintenance 2021/22	
109310275	324	PAUL ROOS GIMNASIUM	Secondary School	ORDINARY	CAPE WINELANDS	1	NQ5	1 230			3.02	x										Maintenance 2021/22	

TEMPLATE 9.1: MAINTENANCE  
USER DEPARTMENT: EDUCATION

EMIS_NO	No	SCHOOL_NAME	SCHOOLTYPE	SECTOR	EDUCATION DISTRICT	CIRCUIT	QUINTILE	TOTAL ENROL	PLANKIE SKOOL	LEASE-SCHOOLS	CONDITION ASSESSMENT	New School	Receiving school	Replacement School	Additional Classrooms	Split Combined School	Decant Gr 8&9	Close School	Purchase leased school	Upgrade hostel	New Hostel	MAINTENANCE PROJECTS	REVISED HISTORIC MAINTENANCE PROJECTS
108473391	325	PAULUS JOUBERT SEK.	Secondary School	ORDINARY	CAPE WINELANDS	2	NQ2	1 455			3.71											Maintenance 2021/22	
109309326	326	RHENISH PRIMARY	Primary School	ORDINARY	CAPE WINELANDS	1	NQ5	570			3.13											Maintenance 2021/22	
128309329	327	ROBERTSON LS.	Primary School	ORDINARY	CAPE WINELANDS	7	NQ5	327			3.54											Maintenance 2021/22	
112470503	328	RONDEHEUWEL PRIM.	Primary School	ORDINARY	CAPE WINELANDS	3	NQ1	200			3.55		x									Maintenance 2021/22	
130041107	329	VAN CUTSEM COMBINED SCHOOL	Combined School	ORDINARY	CAPE WINELANDS	6	NQ1	1 239			3.67		x			x						Maintenance 2021/22	
108309372	330	W.A. JOUBERT PRIM.	Primary School	ORDINARY	CAPE WINELANDS	2	NQ5	249			3.51											Maintenance 2021/22	
130310235	331	WORCESTER GIMNASIUM	Secondary School	ORDINARY	CAPE WINELANDS	5	NQ5	980			3.13											Maintenance 2021/22	
139363030	332	BEAUFORT-WES SEK.	Secondary School	ORDINARY	EDEN AND CENTRAL KAROO	7	NQ3	1 358			3.47											Maintenance 2021/22	
118109218	333	BLANCO LS.	Primary School	ORDINARY	EDEN AND CENTRAL KAROO	3	NQ5	277			3.69		x									Maintenance 2021/22	
122112206	334	CALITZDORP HS.	Combined School	ORDINARY	EDEN AND CENTRAL KAROO	5	NQ4	583					x		x		x					Maintenance 2021/22	
118109236	335	DENNEOORD LS.	Primary School	ORDINARY	EDEN AND CENTRAL KAROO	3	NQ5	403			3.39											Maintenance 2021/22	
120358517	336	GARDEN ROUTE PRIM.	Primary School	ORDINARY	EDEN AND CENTRAL KAROO	2	NQ1	1 130			3.71	x			x							Maintenance 2021/22	
118108207	337	GEORGE VOORB.	Primary School	ORDINARY	EDEN AND CENTRAL KAROO	3	NQ5	570			3.42											Maintenance 2021/22	
125353043	338	HAARLEM SEK.	Combined School	ORDINARY	EDEN AND CENTRAL KAROO	6	NQ1	920					x		x	x						Maintenance 2021/22	
139360031	339	JOHN D CRAWFORD PRIM.	Primary School	ORDINARY	EDEN AND CENTRAL KAROO	7	NQ3	835			3.64				x							Maintenance 2021/22	
118041306	340	M M MATEZA PRIM.	Primary School	ORDINARY	EDEN AND CENTRAL KAROO	2	NQ1	1 592			3.59	x										Maintenance 2021/22	
141440698	341	MURRAYSBURG PRIM.	Primary School	ORDINARY	EDEN AND CENTRAL KAROO	7	NQ1	1 064			3.62				x							Maintenance 2021/22	
119350524	342	SEDGEFIELD PRIM.	Intermediate School	ORDINARY	EDEN AND CENTRAL KAROO	4	NQ2	524			3.56	x									x	Maintenance 2021/22	
119041307	343	THEMBELITSHA PRIM.	Primary School	ORDINARY	EDEN AND CENTRAL KAROO	4	NQ2	1 155			3.72											Maintenance 2021/22	
125112257	344	UNIONDALE HS.	Combined School	ORDINARY	EDEN AND CENTRAL KAROO	6	NQ4	351					x			x						Maintenance 2021/22	
121109342	345	VOLSCHENK LS.	Primary School	ORDINARY	EDEN AND CENTRAL KAROO	1	NQ5	417			3.79		x		x						x	Maintenance 2021/22	
121350214	346	VOORWAARTS PRIM.	Primary School	ORDINARY	EDEN AND CENTRAL KAROO	1	NQ3	533			3.25		x		x						x	Maintenance 2021/22	
118110288	347	YORK HS.	Secondary School	ORDINARY	EDEN AND CENTRAL KAROO	3	NQ5	890	VOORAFVER VAARDIG		3.48											Maintenance 2021/22	
123357022	348	ZOAR EK PRIM.	Primary School	ORDINARY	EDEN AND CENTRAL KAROO	5	NQ1	282		Diocese of George			x									Maintenance 2021/22	
105483311	349	ALEXANDER SINTON SEC.	Secondary School	ORDINARY	METRO CENTRAL	5	NQ5	1 067			3.52											Maintenance 2021/22	
105302200	350	Batavia Spesiale Skool	School of Skills	LSEN	Metro Central	1		544														Maintenance 2021/22	
105311081	351	BLOM/LEI PRIM.	Primary School	ORDINARY	METRO CENTRAL	6	NQ4	762			3.62											Maintenance 2021/22	

TEMPLATE 9.1: MAINTENANCE

USER DEPARTMENT: EDUCATION

EMIS_NO	No	SCHOOL_NAME	SCHOOLTYPE	SECTOR	EDUCATION DISTRICT	CIRCUIT	QUINTILE	TOTAL ENROL	PLANKIE SKOOL	LEASE-SCHOOLS	CONDITION ASSESSMENT	New School	Receiving school	Replacement School	Additional Classrooms	Split Combined School	Decant Gr 8&9	Close School	Purchase leased school	Upgrade hostel	New Hostel	MAINTENANCE PROJECTS	REVISED HISTORIC MAINTENANCE PROJECTS
105480134	352	BLOSSOM STREET PRIM.	Primary School	ORDINARY	METRO CENTRAL	3	NQ5	476			3.79											Maintenance 2021/22	
105483397	353	BRIDGETOWN SEC.	Secondary School	ORDINARY	METRO CENTRAL	3	NQ4	902			3.5											Maintenance 2021/22	
105480231	354	CYPRESS PRIM.	Primary School	ORDINARY	METRO CENTRAL	3	NQ4	489			3.72											Maintenance 2021/22	
105483451	355	HEIDEVELD SEK.	Secondary School	ORDINARY	METRO CENTRAL	6	NQ4	1 137			3.5											Maintenance 2021/22	
105480495	356	KEWTOWN PRIM.	Primary School	ORDINARY	METRO CENTRAL	3	NQ4	387			3.73											Maintenance 2021/22	
102310278	357	PINELANDS HS.	Secondary School	ORDINARY	METRO CENTRAL	4	NQ5	952			3.18				X							Maintenance 2021/22	
105310296	358	SANS SOUCI GIRLS' HS.	Secondary School	ORDINARY	METRO CENTRAL	1	NQ5	393			3.1											Maintenance 2021/22	
105315612	359	Vera-School	Special School	LSEN	Metro Central	1		142														Maintenance 2021/22	
110322016	360	FIRGROVE PRIM.	Primary School	ORDINARY	METRO EAST	1	NQ5	749			3.56											Maintenance 2021/22	
107323578	361	KLEINVLEI SEK.	Secondary School	ORDINARY	METRO EAST	2	NQ5	1 171			3.59											Maintenance 2021/22	
107042109	362	MFULENI PRIM.	Primary School	ORDINARY	METRO EAST	5	NQ3	1 089			3.6											Maintenance 2021/22	
101310264	363	MONUMENT PARK HS.	Secondary School	ORDINARY	METRO EAST	3	NQ5	1 074			3.8											Maintenance 2021/22	
106041229	364	NOMSA MAPONGWANA PRIM.	Primary School	ORDINARY	METRO EAST	5	NQ3	1 016			3.61											Maintenance 2021/22	Maintenance 2014/15
107323748	365	SAREPTA SEK.	Secondary School	ORDINARY	METRO EAST	5	NQ5	1 182			3.53											Maintenance 2021/22	
101323632	366	SCOTTSVILLE SEK.	Secondary School	ORDINARY	METRO EAST	3	NQ5	952			3.68				x							Maintenance 2021/22	
106041222	367	SOSEBENZA PRIM.	Primary School	ORDINARY	METRO EAST	4	NQ2	824			3.7											Maintenance 2021/22	
111320307	368	TEMPERANCE TOWN PRIM.	Primary School	ORDINARY	METRO EAST	6	NQ4	822	Mobiles		3.57			x								Maintenance 2021/22	
107322105	369	TUSCANY GLEN PRIM.	Primary School	ORDINARY	METRO EAST	4	NQ5	1 082			3.65											Maintenance 2021/22	
132447897	370	Atlantis Vaardigheidskool	School of Skills	LSEN	Metro North	2		228														Maintenance 2021/22	
101323500	371	BELHAR SEK.	Secondary School	ORDINARY	METRO NORTH	6	NQ5	1 065			3.64											Maintenance 2021/22	Maintenance 2014/15
102480126	372	BISHOP LAVIS PRIM.	Primary School	ORDINARY	METRO NORTH	6	NQ4	471			3.65		x		x							Maintenance 2021/22	
106042317	373	DR. NELSON R. MANDELA HS.	Secondary School	ORDINARY	METRO NORTH	3	NQ2	1 140			3.56											Maintenance 2021/22	
101309237	374	DURBANVILLE PRIM.	Primary School	ORDINARY	METRO NORTH	7	NQ5	1 002			3.64	x										Maintenance 2021/22	
101310229	375	EBEN DONGES HS.	Secondary School	ORDINARY	METRO EAST	7	NQ5	783			3.62				x							Maintenance 2021/22	
107322377	376	ENKULULEKWENI PRIM.	Primary School	ORDINARY	METRO EAST	7	NQ2	1 448			3.61											Maintenance 2021/22	
101323373	377	FLORIDA SEK.	Secondary School	ORDINARY	METRO NORTH	5	NQ4	809			3.6											Maintenance 2021/22	
107008031	378	MFULENI SEC	Secondary School	ORDINARY	METRO NORTH	1	NQ3	1 405			3.63											Maintenance 2021/22	

TEMPLATE 9.1: MAINTENANCE  
USER DEPARTMENT: EDUCATION

EMIS_NO	No	SCHOOL_NAME	SCHOOLTYPE	SECTOR	EDUCATION DISTRICT	CIRCUIT	QUINTILE	TOTAL ENROL	PLANKIE SKOOL	LEASE-SCHOOLS	CONDITION ASSESSMENT	New School	Receiving school	Replacement School	Additional Classrooms	Split Combined School	Decant Gr 8&9	Close School	Purchase leased school	Upgrade hostel	New Hostel	MAINTENANCE PROJECTS	REVISED HISTORIC MAINTENANCE PROJECTS
106461792	379	MZAMOMTSHA PRIM.	Primary School	ORDINARY	METRO NORTH	1	NQ3	289			3.59											Maintenance 2021/22	
101321729	380	SYMPHONY PRIM.	Primary School	ORDINARY	METRO NORTH	1	NQ4	979			3.59											Maintenance 2021/22	
106494631	381	Agapeskool	Special School	LSEN	Metro South	7		215														Maintenance 2021/22	
106005109	382	BONGOLETHU PRIM.(NYANGA)	Primary School	ORDINARY	METRO SOUTH	4	NQ2	960			3.49											Maintenance 2021/22	
106490210	383	LANTANA PRIM.	Primary School	ORDINARY	METRO SOUTH	6	NQ5	1 100			3.49											Maintenance 2021/22	
105310279	384	PLUMSTEAD HS.	Secondary School	ORDINARY	METRO SOUTH	2	NQ5	921			3.11				x							Maintenance 2021/22	
105309381	385	WYNBERG BOYS' JUNIOR	Primary School	ORDINARY	METRO SOUTH	2	NQ5	625			3.49											Maintenance 2021/22	
114310220	386	DE VILLIERS GRAAFF HS.	Secondary School	ORDINARY	OVERBERG	3	NQ5	237			3.54											Maintenance 2021/22	
115309249	387	GANSBAAI LS.	Primary School	ORDINARY	OVERBERG	2	NQ5	309			3.65											Maintenance 2021/22	
115310241	388	HERMANUS HS.	Secondary School	ORDINARY	OVERBERG	2	NQ5	875	Part Plankie School		3.63				x							Maintenance 2021/22	
115309262	389	HERMANUS PRIM.	Primary School	ORDINARY	OVERBERG	2	NQ5	861			3.53											Maintenance 2021/22	
134473359	390	DIAZVILLE HS.	Secondary School	ORDINARY	WEST COAST	3	NQ4	1 217			3.63	x										Maintenance 2021/22	
136476420	391	GRAAFWATER PRIM.	Primary School	ORDINARY	WEST COAST	4	NQ3	209			3.73		x		x						x	Maintenance 2021/22	
132309327	392	RIEBEECK-KASTEEL LS.	Primary School	ORDINARY	WEST COAST	1	NQ5	207			3.63											Maintenance 2021/22	
132470651	393	ST. THOMAS PRIM.	Primary School	ORDINARY	WEST COAST	1	NQ1	1 299			3.28											Maintenance 2021/22	
133473413	394	STEYNVILLE SEK.	Secondary School	ORDINARY	WEST COAST	2	NQ4	1 313			3.88		x									Maintenance 2021/22	
138347167	395	TRAWAL PRIM.	Primary School	ORDINARY	WEST COAST	5	NQ1	89			3.64											Maintenance 2021/22	
138347248	396	VERGENOEG RK PRIM.	Primary School	ORDINARY	WEST COAST	5	NQ1	774					x									Maintenance 2021/22	
138473421	397	VREDENDAL SEK.	Secondary School	ORDINARY	WEST COAST	5	NQ3	1 056			3.56											Maintenance 2021/22	
138347256	398	VREDENDAL-NOORD PRIM.	Primary School	ORDINARY	WEST COAST	5	NQ3	997			3.72											Maintenance 2021/22	
127041104	399	ASHTON PUBLIC COMBINED	Combined School	ORDINARY	CAPE WINELANDS	8	NQ2	1 132			3.77					x						Maintenance 2022/23	
127333522	400	ASHTON SEK. SKOOL	Secondary School	ORDINARY	CAPE WINELANDS	8	NQ3	1 045			3.77				x							Maintenance 2022/23	
108309224	401	COURTRAI PRIMARY SCHOOL	Primary School	ORDINARY	CAPE WINELANDS	2	NQ5	548			3.15											Maintenance 2022/23	
100000436	402	Langerugskool	Special School	LSEN	Cape Winelands	6		122														Maintenance 2022/23	
128310285	403	ROBERTSON HS.	Secondary School	ORDINARY	CAPE WINELANDS	7	NQ5	448			3.79		x									Maintenance 2022/23	
108309612	404	SLOT VAN DIE PAARL PRIM.	Primary School	ORDINARY	CAPE WINELANDS	3	NQ5	103			3.74						x					Maintenance 2022/23	
108470597	405	WES-EIND PRIM.	Primary School	ORDINARY	CAPE WINELANDS	1	NQ1	351			3.05							x				Maintenance 2022/23	



TEMPLATE 9.1: MAINTENANCE  
USER DEPARTMENT: EDUCATION

EMIS_NO	No	SCHOOL_NAME	SCHOOLTYPE	SECTOR	EDUCATION DISTRICT	CIRCUIT	QUINTILE	TOTAL ENROL	PLANKIE SKOOL	LEASE-SCHOOLS	CONDITION ASSESSMENT	New School	Receiving school	Replacement School	Additional Classrooms	Split Combined School	Decant Gr 8&9	Close School	Purchase leased school	Upgrade hostel	New Hostel	MAINTENANCE PROJECTS	REVISED HISTORIC MAINTENANCE PROJECTS
124353491	406	DE RUST SEK.	Secondary School	ORDINARY	EDEN AND CENTRAL KAROO	6	NQ1	540							x							Maintenance 2022/23	
124353418	407	DYSSELSDORP SEK.	Secondary School	ORDINARY	EDEN AND CENTRAL KAROO	6	NQ1	1 118														Maintenance 2022/23	
120109262	408	HERBERTSDALE LS.	Primary School	ORDINARY	EDEN AND CENTRAL KAROO	1	NQ3	148														Maintenance 2022/23	
121106203	409	OAKDALE LANDBOUSHOOL	Secondary School	ORDINARY	EDEN AND CENTRAL KAROO	1	NQ5	422														Maintenance 2022/23	
118110257	410	OUTENIQUA HS.	Secondary School	ORDINARY	EDEN AND CENTRAL KAROO	3	NQ5	1 597			3.56											Maintenance 2022/23	
118109294	411	OUTENIQUA PRIM.	Primary School	ORDINARY	EDEN AND CENTRAL KAROO	3	NQ5	860			3.51											Maintenance 2022/23	
118103202	412	P.W. BOTHA KOLLEGE	Secondary School	ORDINARY	EDEN AND CENTRAL KAROO	3	NQ5	914			3.03											Maintenance 2022/23	
118350206	413	PACALTSDORP PRIM.	Primary School	ORDINARY	EDEN AND CENTRAL KAROO	2	NQ4	1 324				x										Maintenance 2022/23	
119041315	414	PERCY MDALA HS.	Secondary School	ORDINARY	EDEN AND CENTRAL KAROO	4	NQ1	765			3.72											Maintenance 2022/23	
120353353	415	SAO BRAS SEK.	Secondary School	ORDINARY	EDEN AND CENTRAL KAROO	2	NQ4	1 210			3.09									x		Maintenance 2022/23	
124350575	416	SATURNUS PRIM.	Primary School	ORDINARY	EDEN AND CENTRAL KAROO	6	NQ2	1 392			3.15	x										Maintenance 2022/23	
139210225	417	SENTRAL HS.	Secondary School	ORDINARY	EDEN AND CENTRAL KAROO	7	NQ5	346			3.53											Maintenance 2022/23	
102006062	418	AKASIAPARK LS.	Primary School	ORDINARY	METRO CENTRAL	4	NQ4	246														Maintenance 2022/23	
102484679	419	Astra Skool	Special School	LSEN	Metro Central	3		245														Maintenance 2022/23	
100000055	420	CLAREMONT HS	Secondary School	ORDINARY	METRO CENTRAL	1	NQ5	473							X							Maintenance 2022/23	
100000078	421	DISA PRIM. (HOUT BAY)	Primary School	ORDINARY	METRO CENTRAL	2	NQ3	406														Maintenance 2022/23	
103309268	422	JAN VAN RIEBEECK PRIM.	Primary School	ORDINARY	METRO CENTRAL	2	NQ5	405														Maintenance 2022/23	
106042210	423	LEHLOHONOLO PRIM.	Primary School	ORDINARY	METRO CENTRAL	5	NQ3	235			3.45	X						X				Maintenance 2022/23	
106042303	424	LITHA PRIM.	Primary School	ORDINARY	METRO CENTRAL	5	NQ3	439			3.6											Maintenance 2022/23	
102480975	425	MONTEVIDEO PRIM.	Primary School	ORDINARY	METRO CENTRAL	3	NQ4	885			3.65				x							Maintenance 2022/23	
105309306	426	OAKHURST GIRLS' PRIM.	Primary School	ORDINARY	METRO CENTRAL	1	NQ5	215			3.53											Maintenance 2022/23	
103309307	427	OBSERVATORY JUNIOR	Primary School	ORDINARY	METRO CENTRAL	2	NQ5	563			3.64											Maintenance 2022/23	
103310281	428	QUEEN'S PARK HS.	Secondary School	ORDINARY	METRO CENTRAL	2	NQ5	441			3.76											Maintenance 2022/23	
105062424	429	RYLANDS PRIM.	Primary School	ORDINARY	METRO CENTRAL	6	NQ5	592			3.6											Maintenance 2022/23	
105310293	430	S.A. COLLEGE HS.	Secondary School	ORDINARY	METRO CENTRAL	1	NQ5	793			3.74											Maintenance 2022/23	
103310297	431	SEA POINT HS.	Secondary School	ORDINARY	METRO CENTRAL	2	NQ5	458			3.71											Maintenance 2022/23	
100000129	432	SILIKAMVA HIGH SCHOOL	Secondary School	ORDINARY	METRO CENTRAL	2	NQ3	417				X										Maintenance 2022/23	

TEMPLATE 9.1: MAINTENANCE  
USER DEPARTMENT: EDUCATION

EMIS_NO	No	SCHOOL_NAME	SCHOOLTYPE	SECTOR	EDUCATION DISTRICT	CIRCUIT	QUINTILE	TOTAL ENROL	PLANKIE SKOOL	LEASE-SCHOOLS	CONDITION ASSESSMENT	New School	Receiving school	Replacement School	Additional Classrooms	Split Combined School	Decant Gr 8&9	Close School	Purchase leased school	Upgrade hostel	New Hostel	MAINTENANCE PROJECTS	REVISED HISTORIC MAINTENANCE PROJECTS
106042215	433	SOKHANYO PRIM.	Primary School	ORDINARY	METRO CENTRAL	5	NQ3	488			3.59											Maintenance 2022/23	
105062400	434	STARLING PRIM	Primary School	ORDINARY	METRO CENTRAL	6	NQ4	331			3.73											Maintenance 2022/23	
103313335	435	TRAFALGAR SEC.	Secondary School	ORDINARY	METRO CENTRAL	2	NQ5	765			3.72											Maintenance 2022/23	
105310316	436	WESTERFORD HS.	Secondary School	ORDINARY	METRO CENTRAL	1	NQ5	915			2.84											Maintenance 2022/23	
107323888	437	BLACKHEATH SEK.	Secondary School	ORDINARY	METRO EAST	2	NQ5	914			3.6	x										Maintenance 2022/23	
107309229	438	DE KUILEN PRIM.	Primary School	ORDINARY	METRO EAST	5	NQ5	1 135			3.75	x										Maintenance 2022/23	
111320633	439	DR. G.J. JOUBERT PRIM.	Primary School	ORDINARY	METRO EAST	6	NQ4	1 114			3.73											Maintenance 2022/23	
106041223	440	IMPENDULO PUBL. PRIM.	Primary School	ORDINARY	METRO EAST	6	NQ2	1 273			3.73											Maintenance 2022/23	
111309292	441	LOCHNERHOF LS.	Primary School	ORDINARY	METRO EAST	1	NQ5	826			3.71											Maintenance 2022/23	
106041102	442	MATTHEW GONIWE MEMORIAL HS.	Secondary School	ORDINARY	METRO EAST	3	NQ2	1 162			3.61											Maintenance 2022/23	
107320978	443	MELTON PRIM.	Primary School	ORDINARY	METRO EAST	2	NQ5	983			3.77											Maintenance 2022/23	
106041320	444	NKAZIMLO PRIM.	Primary School	ORDINARY	METRO EAST	6	NQ2	1 282			3.76											Maintenance 2022/23	
106041225	445	SIVILE PRIM.	Intermediate School	ORDINARY	METRO EAST	2	NQ3	591			3.73											Maintenance 2022/23	
110309342	446	SOMERSET-WES LS.	Primary School	ORDINARY	METRO EAST	1	NQ5	727			3.74											Maintenance 2022/23	
107322210	447	STRATFORD PRIM.	Primary School	ORDINARY	METRO EAST	4	NQ5	1 410			3.73	x										Maintenance 2022/23	
106041328	448	UMTHAWELANGA PRIM.	Primary School	ORDINARY	METRO EAST	5	NQ3	993			3.79											Maintenance 2022/23	
101309202	449	ARISTEA PRIM.	Primary School	ORDINARY	METRO EAST	7	NQ5	1 022			3.65	x										Maintenance 2022/23	
101303200	450	BELLVILLE HTS.	Secondary School	ORDINARY	METRO EAST	1	NQ5	1 173			3.61											Maintenance 2022/23	
101310217	451	D.F. MALAN HS.	Secondary School	ORDINARY	METRO NORTH	7	NQ5	1 059			3.73											Maintenance 2022/23	
107322296	452	EINDHOVEN PRIM.	Primary School	ORDINARY	METRO NORTH	3	NQ4	1 204			3.74											Maintenance 2022/23	
107323977	453	KUILS RIVER TECHNICAL SEC	Secondary School	ORDINARY	METRO EAST	1	NQ4	939			3.74											Maintenance 2022/23	
103313920	454	MASIBAMBISANE SEC.	Secondary School	ORDINARY	METRO NORTH	3	NQ4	1 042			3.7				x							Maintenance 2022/23	
101308206	455	PAROW VOORB.	Primary School	ORDINARY	METRO NORTH	5	NQ5	346			3.77											Maintenance 2022/23	
101309315	456	PAROW-OOS LS.	Primary School	ORDINARY	METRO NORTH	5	NQ5	717			3.7											Maintenance 2022/23	
107322261	457	ROSENDAL LAER.	Primary School	ORDINARY	METRO NORTH	3	NQ3	1 163			3.75											Maintenance 2022/23	
101310308	458	THE SETTLERS HS.	Secondary School	ORDINARY	METRO NORTH	7	NQ5	1 221			3.68											Maintenance 2022/23	
106490571	459	A.Z. BERMAN PRIM.	Primary School	ORDINARY	METRO SOUTH	6	NQ4	1 216			3.64											Maintenance 2022/23	

TEMPLATE 9.1: MAINTENANCE  
USER DEPARTMENT: EDUCATION

EMIS_NO	No	SCHOOL_NAME	SCHOOLTYPE	SECTOR	EDUCATION DISTRICT	CIRCUIT	QUINTILE	TOTAL ENROL	PLANKIE SKOOL	LEASE-SCHOOLS	CONDITION ASSESSMENT	New School	Receiving school	Replacement School	Additional Classrooms	Split Combined School	Decant Gr 8&9	Close School	Purchase leased school	Upgrade hostel	New Hostel	MAINTENANCE PROJECTS	REVISED HISTORIC MAINTENANCE PROJECTS
106490547	460	ALPINE PRIM.	Primary School	ORDINARY	METRO SOUTH	6	NQ4	1 197			3.72											Maintenance 2022/23	
104309271	461	BAY PRIM.	Primary School	ORDINARY	METRO SOUTH	1	NQ5	400			3.55		x									Maintenance 2022/23	
106493325	462	BEACON HILL SEK.	Secondary School	ORDINARY	METRO SOUTH	6	NQ4	1 187			3.54											Maintenance 2022/23	
106490539	463	BEACON VIEW PRIM.	Primary School	ORDINARY	METRO SOUTH	6	NQ4	1 369			3.51											Maintenance 2022/23	
106493333	464	CEDAR SEC.	Secondary School	ORDINARY	METRO SOUTH	7	NQ5	1 484			3.59											Maintenance 2022/23	
106490032	465	EASTVILLE PRIM.	Primary School	ORDINARY	METRO SOUTH	7	NQ5	1 159			3.63											Maintenance 2022/23	
106490121	466	EISLEBEN ROAD PRIM.	Primary School	ORDINARY	METRO SOUTH	7	NQ4	893			3.7											Maintenance 2022/23	
106323969	467	INTSEBENZISWANO SEC	Secondary School	ORDINARY	METRO SOUTH	5	NQ2	1 241			3.61				x							Maintenance 2022/23	
105309273	468	KIRSTENHOF PRIM.	Primary School	ORDINARY	METRO SOUTH	2	NQ5	709			3.56											Maintenance 2022/23	
104309277	469	KOMMETJIE PRIM.	Primary School	ORDINARY	METRO SOUTH	1	NQ5	211			3.53											Maintenance 2022/23	
106490237	470	MEADOWRIDGE PRIM.	Primary School	ORDINARY	METRO SOUTH	6	NQ5	1 244			3.56											Maintenance 2022/23	
106490253	471	MITCHELL'S PLAIN PRIM	Primary School	ORDINARY	METRO SOUTH	6	NQ5	1 066			3.57											Maintenance 2022/23	
106490261	472	MONTAGU DRIVE PRIM.	Primary School	ORDINARY	METRO SOUTH	7	NQ5	1 054			3.68											Maintenance 2022/23	
106041226	473	MZAMOMHLE PRIM.	Primary School	ORDINARY	METRO SOUTH	4	NQ2	1 005			3.59											Maintenance 2022/23	
106007058	474	NAL'UXULO PRIM.	Primary School	ORDINARY	METRO SOUTH	5	NQ2	1 004			3.57				x							Maintenance 2022/23	
106042203	475	OSCAR MPETHA HS	Secondary School	ORDINARY	METRO SOUTH	4	NQ2	827			3.55		x									Maintenance 2022/23	
106490318	476	PARKHURST PRIM.	Primary School	ORDINARY	METRO SOUTH	6	NQ5	1 039			3.62				x							Maintenance 2022/23	
106490326	477	PORTLAND PRIM.	Primary School	ORDINARY	METRO SOUTH	6	NQ5	705			3.58											Maintenance 2022/23	
106493384	478	ROCKLANDS SEC.	Secondary School	ORDINARY	METRO SOUTH	7	NQ5	1 470			3.7											Maintenance 2022/23	
104312245	479	SIMON'S TOWN SCHOOL	Combined School	ORDINARY	METRO SOUTH	1	NQ5	737			3.56											Maintenance 2022/23	
106007098	480	SOPHUMELELA SEC	Secondary School	ORDINARY	METRO SOUTH	5	NQ3	1 147			3.65											Maintenance 2022/23	
105313351	481	SOUTH PENINSULA HS.	Secondary School	ORDINARY	METRO SOUTH	2	NQ5	990			3.69				x							Maintenance 2022/23	
105313521	482	STEENBERG SEC.	Secondary School	ORDINARY	METRO SOUTH	1	NQ5	1 244			3.59											Maintenance 2022/23	
106490296	483	TAFELSIG PRIM.	Primary School	ORDINARY	METRO SOUTH	7	NQ4	1 009			3.54	x										Maintenance 2022/23	
105309359	484	TIMOUR HALL PRIM.	Primary School	ORDINARY	METRO SOUTH	2	NQ5	648			3.63											Maintenance 2022/23	
106490458	485	WEST END PRIM.	Primary School	ORDINARY	METRO SOUTH	6	NQ5	1 220			3.62											Maintenance 2022/23	
105312010	486	ZERILDA PARK PRIM.	Primary School	ORDINARY	METRO SOUTH	1	NQ4	1 050			3.6											Maintenance 2022/23	

TEMPLATE 9.1: MAINTENANCE  
USER DEPARTMENT: EDUCATION

EMIS_NO	No	SCHOOL_NAME	SCHOOLTYPE	SECTOR	EDUCATION DISTRICT	CIRCUIT	QUINTILE	TOTAL ENROL	PLANKIE SKOOL	LEASE-SCHOOLS	CONDITION ASSESSMENT	New School	Receiving school	Replacement School	Additional Classrooms	Split Combined School	Decant Gr 8&9	Close School	Purchase leased school	Upgrade hostel	New Hostel	MAINTENANCE PROJECTS	REVISED HISTORIC MAINTENANCE PROJECTS
106007102	487	ZISUKHANYO SEC.	Secondary School	ORDINARY	METRO SOUTH	5	NQ3	1 089			3.66				x							Maintenance 2022/23	
105309386	488	ZWAANSWYK ACADEMY/AKADEMIE	Intermediate School	ORDINARY	METRO SOUTH	2	NQ5	442			3.64											Maintenance 2022/23	
113008387	489	Aguhas School Of Skills	School of Skills	LSEN	Overberg	1		302														Maintenance 2022/23	
115330191	490	HAWSTON PRIM.	Primary School	ORDINARY	OVERBERG	2	NQ3	1 049			2.97			x								Maintenance 2022/23	
115008277	491	MASAKHANE PRIM	Primary School	ORDINARY	OVERBERG	2	NQ2	614			3.52			x								Maintenance 2022/23	
114330256	492	PINEVIEW PRIM.	Primary School	ORDINARY	OVERBERG	2	NQ4	1 218			3.1			x								Maintenance 2022/23	
133312600	493	AURORA HS.	Intermediate School	ORDINARY	WEST COAST	2	NQ3	196			3.23						x					Maintenance 2022/23	Maintenance 2014/15
134324663	494	Karitas Skool	Special School	LSEN	West Coast	3		154														Maintenance 2022/23	
138347310	495	SPRUITDRIFT PRIM.	Primary School	ORDINARY	WEST COAST	5	NQ1	178														Maintenance 2022/23	
133312257	496	VELDDRIF HS.	Combined School	ORDINARY	WEST COAST	3	NQ5	393			3.14					x						Maintenance 2022/23	
100000329	497	HEATHERLANDS HS	Secondary School	ORDINARY	EDEN AND CENTRAL K	8	NQ5	312														Maintenance 2022/23	Move into Die Bult
117312202	498	BONNIEVALE HS.	Combined School	ORDINARY	CAPE WINELANDS	8	NQ4	534			3.07				x	x						Maintenance 2023/24	
117330450	499	BONNIEVALE PRIM.	Intermediate School	ORDINARY	CAPE WINELANDS	8	NQ2	1 161			3.07			x								Maintenance 2023/24	
108312212	500	FRANSCHHOEK HS.	Combined School	ORDINARY	CAPE WINELANDS	1	NQ4	412			3.84					x						Maintenance 2023/24	
108008007	501	GROENHEUWEL PRIM	Primary School	ORDINARY	CAPE WINELANDS	2	NQ2	1 194			3.23											Maintenance 2023/24	
127330167	502	H. VENTER PRIM.	Primary School	ORDINARY	CAPE WINELANDS	8	NQ3	1 005			2.98											Maintenance 2023/24	
112470678	503	HILLCREST PRIM.	Primary School	ORDINARY	CAPE WINELANDS	3	NQ4	1 056			3.2											Maintenance 2023/24	
112309265	504	HUGO RUST LAERSKOOL	Primary School	ORDINARY	CAPE WINELANDS	3	NQ5	527			3.85											Maintenance 2023/24	
108310254	505	LA ROCHELLE MEISIES HS.	Secondary School	ORDINARY	CAPE WINELANDS	2	NQ5	591			3.6											Maintenance 2023/24	
108474126	506	Ligstraal Skool	Special School	LSEN	Cape Winelands	2		268														Maintenance 2023/24	
108473375	507	NEW ORLEANS SEK.	Secondary School	ORDINARY	CAPE WINELANDS	2	NQ3	1 515			3.13											Maintenance 2023/24	
108473383	508	NOORDER-PAARL SEK.	Secondary School	ORDINARY	CAPE WINELANDS	2	NQ3	1 044			3.09											Maintenance 2023/24	
109470244	509	P.C. PETERSEN PRIM.	Primary School	ORDINARY	CAPE WINELANDS	1	NQ3	432	ASBES		3.06			x								Maintenance 2023/24	
126333425	510	SKURWEBERG SEK.	Combined School	ORDINARY	CAPE WINELANDS	4	NQ3	913			3.67		x			x				x		Maintenance 2023/24	
109309346	511	STELLENBOSCH LS.	Primary School	ORDINARY	CAPE WINELANDS	1	NQ5	664			3.82				x							Maintenance 2023/24	
130309361	512	TOUWSRIVIER LS.	Primary School	ORDINARY	CAPE WINELANDS	6	NQ1	625			3.64											Maintenance 2023/24	
128330620	513	VERGESIG PRIM.	Intermediate School	ORDINARY	CAPE WINELANDS	7	NQ3	852			3.62						x					Maintenance 2023/24	

TEMPLATE 9.1: MAINTENANCE  
USER DEPARTMENT: EDUCATION

EMIS_NO	No	SCHOOL_NAME	SCHOOLTYPE	SECTOR	EDUCATION DISTRICT	CIRCUIT	QUINTILE	TOTAL ENROL	PLANKIE SKOOL	LEASE-SCHOOLS	CONDITION ASSESSMENT	New School	Receiving school	Replacement School	Additional Classrooms	Split Combined School	Decant Gr 8&9	Close School	Purchase leased school	Upgrade hostel	New Hostel	MAINTENANCE PROJECTS	REVISED HISTORIC MAINTENANCE PROJECTS
120353396	514	GROOT-BRAKRIVIER SEK.	Combined School	ORDINARY	EDEN AND CENTRAL KAROO	2	NQ3	880			3.75										x	Maintenance 2023/24	
118041302	515	IMIZAMO YETHU SEC	Secondary School	ORDINARY	EDEN AND CENTRAL KAROO	2	NQ1	1 326			3.84	x										Maintenance 2023/24	
119110238	516	KNYSNA HS.	Secondary School	ORDINARY	EDEN AND CENTRAL KAROO	4	NQ5	535			3.84									x		Maintenance 2023/24	
120109295	517	PARK LS. MOSSELBAAI	Primary School	ORDINARY	EDEN AND CENTRAL KAROO	2	NQ5	601			3.53											Maintenance 2023/24	
119350591	518	SUNRIDGE PRIM.	Primary School	ORDINARY	EDEN AND CENTRAL KAROO	4	NQ4	721			3.77											Maintenance 2023/24	
119350435	519	THE CRAGS PRIM.	Primary School	ORDINARY	EDEN AND CENTRAL KAROO	4	NQ2	475			3.88											Maintenance 2023/24	
105480045	520	ATHLONE NORTH PRIM.	Primary School	ORDINARY	METRO CENTRAL	3	NQ5	524			2.9											Maintenance 2023/24	
105483346	521	ATHLONE SEC.	Secondary School	ORDINARY	METRO CENTRAL	3	NQ5	792			3.05				X							Maintenance 2023/24	
105483362	522	BELGRAVIA SEC.	Secondary School	ORDINARY	METRO CENTRAL	6	NQ5	917			3.09				X							Maintenance 2023/24	
105480150	523	BRIDGEVILLE PRIM.	Primary School	ORDINARY	METRO CENTRAL	3	NQ4	595			3.81											Maintenance 2023/24	
103310213	524	CAPE TOWN HS.	Secondary School	ORDINARY	METRO CENTRAL	2	NQ5	506			3.89											Maintenance 2023/24	
103310077	525	CHAPEL STREET PRIM.	Primary School	ORDINARY	METRO CENTRAL	2	NQ5	521			3.81											Maintenance 2023/24	
103310301	526	DRYDEN STREET PRIM	Primary School	ORDINARY	METRO CENTRAL	2	NQ5	567			3.13											Maintenance 2023/24	
105480622	527	E. A. JANARI PRIM	Primary School	ORDINARY	METRO CENTRAL	3	NQ4	611			3.33											Maintenance 2023/24	
105483435	528	GARLANDALE SEK.	Secondary School	ORDINARY	METRO CENTRAL	1	NQ5	843			2.85											Maintenance 2023/24	
105309291	529	LLANDUDNO PRIM.	Primary School	ORDINARY	METRO CENTRAL	2	NQ5	186			3.74											Maintenance 2023/24	
102483508	530	MODDERDAM SEK.	Secondary School	ORDINARY	METRO CENTRAL	3	NQ4	1 157			3.3											Maintenance 2023/24	
102042309	531	MOSHESH PRIM.	Primary School	ORDINARY	METRO CENTRAL	4	NQ3	491			3.09											Maintenance 2023/24	
105483516	532	NED DOMAN HS.	Secondary School	ORDINARY	METRO CENTRAL	5	NQ4	491			3.1											Maintenance 2023/24	
105310291	533	RUSTENBURG GIRLS' HS.	Secondary School	ORDINARY	METRO CENTRAL	1	NQ5	829			3.58											Maintenance 2023/24	
105309333	534	RUSTENBURG GIRLS' JUNIOR.	Primary School	ORDINARY	METRO CENTRAL	1	NQ5	548			3.8											Maintenance 2023/24	
105041120	535	THANDOKHULU SEC	Secondary School	ORDINARY	METRO CENTRAL	2	NQ4	1 158			3.1				X							Maintenance 2023/24	
105480886	536	WELCOME PRIM.	Primary School	ORDINARY	METRO CENTRAL	6	NQ4	451			3.06											Maintenance 2023/24	
103323837	537	WINDERMERE SEK.	Secondary School	ORDINARY	METRO CENTRAL	4	NQ4	609			2.8				X							Maintenance 2023/24	
107008381	538	Axios School Of Skills	School of Skills	LSEN	Metro East	1		401														Maintenance 2023/24	
101310200	539	BELLVILLE HS.	Secondary School	ORDINARY	METRO EAST	4	NQ5	1 118			3.84											Maintenance 2023/24	
107323861	540	EERSTERIVIER SEK.	Secondary School	ORDINARY	METRO EAST	4	NQ5	1 170			3.81											Maintenance 2023/24	

TEMPLATE 9.1: MAINTENANCE  
USER DEPARTMENT: EDUCATION

EMIS_NO	No	SCHOOL_NAME	SCHOOLTYPE	SECTOR	EDUCATION DISTRICT	CIRCUIT	QUINTILE	TOTAL ENROL	PLANKIE SKOOL	LEASE-SCHOOLS	CONDITION ASSESSMENT	New School	Receiving school	Replacement School	Additional Classrooms	Split Combined School	Decant Gr 8&9	Close School	Purchase leased school	Upgrade hostel	New Hostel	MAINTENANCE PROJECTS	REVISED HISTORIC MAINTENANCE PROJECTS
111309261	541	HENDRIK LOUW LS.	Primary School	ORDINARY	METRO EAST	1	NQ5	926			3.85											Maintenance 2023/24	
106322369	542	ISIPHIWO PRIM.	Primary School	ORDINARY	METRO EAST	1	NQ2	1 051														Maintenance 2023/24	
106324531	543	Khayelitsha Lsen School	Special School	LSEN	Metro East	3		401														Maintenance 2023/24	Maintenance 2014/15
106008327	544	LUDWE NGAMLANA PRIMARY SCHOOL	Primary School	ORDINARY	METRO EAST	1	NQ2	1 378				x										Maintenance 2023/24	
106373435	545	MANYANO HS	Secondary School	ORDINARY	METRO EAST	4	NQ3	1 168			3.85											Maintenance 2023/24	
107322393	546	PALM PARK PRIM	Primary School	ORDINARY	METRO EAST	2	NQ5	1 055			3.87											Maintenance 2023/24	
106323993	547	SIPHAMANDLA SEC.	Secondary School	ORDINARY	METRO EAST	1	NQ3	1 205							x							Maintenance 2023/24	
106041216	548	YOMELELA PRIM.	Primary School	ORDINARY	METRO EAST	4	NQ2	859			3.82											Maintenance 2023/24	Maintenance 2014/15
102483605	549	ZOLA SENIOR SEC	Secondary School	ORDINARY	METRO EAST	3	NQ3	931			3.82											Maintenance 2023/24	
107324647	550	Bet-El Skool Vir Epileptici	Special School	LSEN	METRO EAST	1		373														Maintenance 2023/24	
100000109	551	DELFT TECHNICAL HS	Secondary School	ORDINARY	METRO NORTH	3	NQ4	750														Maintenance 2023/24	
101309242	552	EVERSDAL PRIM.	Primary School	ORDINARY	METRO NORTH	7	NQ5	1 230			3.89											Maintenance 2023/24	
107322431	553	IMVUMELWANO PRIM.	Primary School	ORDINARY	METRO EAST	7	NQ3	1 542			3.81											Maintenance 2023/24	
107008220	554	ITSITSA PRIM.	Primary School	ORDINARY	METRO NORTH	1	NQ3	1 462						x								Maintenance 2023/24	
132470783	555	MAMRE PRIM.	Intermediate School	ORDINARY	METRO NORTH	2	NQ4	607														Maintenance 2023/24	
107393436	556	MASIBAMBANE SEC	Secondary School	ORDINARY	METRO EAST	7	NQ1	1 465			3.89				x							Maintenance 2023/24	
132320773	557	MEULENHOF PRIM.	Primary School	ORDINARY	METRO NORTH	2	NQ3	714														Maintenance 2023/24	
107328661	558	NAL'IKAMVA PRIM	Primary School	ORDINARY	METRO NORTH	1	NQ3	1 362						x								Maintenance 2023/24	
101308207	559	PAROWVALLEI VOORB.	Primary School	ORDINARY	METRO NORTH	5	NQ4	795			3.84											Maintenance 2023/24	
132309317	560	PHILADELPHIA PRIM.	Primary School	ORDINARY	METRO NORTH	2	NQ5	205														Maintenance 2023/24	
101310326	561	STELLENBERG HS.	Secondary School	ORDINARY	METRO NORTH	7	NQ5	1 352			3.84											Maintenance 2023/24	
105316717	562	BATTSWOOD OEFEN NGK PRIM.	Primary School	ORDINARY	METRO SOUTH	3	NQ4	483			3.78											Maintenance 2023/24	
106494623	563	Beacon Skool	Special School	LSEN	Metro South	6		219														Maintenance 2023/24	
105310201	564	BERGVLIET HS.	Secondary School	ORDINARY	METRO SOUTH	2	NQ5	1 000			3.83				x							Maintenance 2023/24	
105314196	565	Blouvléi Skool	Special School	LSEN	Metro South	1		184														Maintenance 2023/24	
106490091	566	CARAVELLE PRIM.	Primary School	ORDINARY	METRO SOUTH	7	NQ4	760			3.72											Maintenance 2023/24	
104314201	567	FISH HOEK HS.	Secondary School	ORDINARY	METRO SOUTH	1	NQ5	1 001			3.76											Maintenance 2023/24	

TEMPLATE 9.1: MAINTENANCE

USER DEPARTMENT: EDUCATION

EMIS_NO	No	SCHOOL_NAME	SCHOOLTYPE	SECTOR	EDUCATION DISTRICT	CIRCUIT	QUINTILE	TOTAL ENROL	PLANKIE SKOOL	LEASE-SCHOOLS	CONDITION ASSESSMENT	New School	Receiving school	Replacement School	Additional Classrooms	Split Combined School	Decant Gr 8&9	Close School	Purchase leased school	Upgrade hostel	New Hostel	MAINTENANCE PROJECTS	REVISED HISTORIC MAINTENANCE PROJECTS
106490172	568	HILLSIDE PRIM. (M/PLAIN)	Primary School	ORDINARY	METRO SOUTH	7	NQ5	827			3.73											Maintenance 2023/24	
106490180	569	HUGUENOT PRIM.	Primary School	ORDINARY	METRO SOUTH	7	NQ4	1 056			3.82											Maintenance 2023/24	
106490504	570	IMPERIAL PRIM.	Primary School	ORDINARY	METRO SOUTH	6	NQ4	1 689			3.73	x										Maintenance 2023/24	
106007100	571	MASIVUKE PRIM.	Primary School	ORDINARY	METRO SOUTH	5	NQ2	1 164			3.81				x							Maintenance 2023/24	
106493368	572	MONDALE HS.	Secondary School	ORDINARY	METRO SOUTH	7	NQ5	1 287			3.73											Maintenance 2023/24	
105062434	573	PELICAN PARK PRIMARY	Primary School	ORDINARY	METRO SOUTH	3	NQ5	560			3.73				x							Maintenance 2023/24	
106313939	574	PHAKAMA SEC.	Secondary School	ORDINARY	METRO SOUTH	5	NQ2	1 184			3.76				x							Maintenance 2023/24	
106041230	575	SINETHEMBA SEC.	Secondary School	ORDINARY	METRO SOUTH	5	NQ2	1 303			3.8											Maintenance 2023/24	
106493422	576	SPINE ROAD SEC.	Secondary School	ORDINARY	METRO SOUTH	7	NQ5	1 268			3.83											Maintenance 2023/24	
113330809	577	DE HEIDE PRIM.	Primary School	ORDINARY	OVERBERG	1	NQ3	1 422			3.86											Maintenance 2023/24	
114312224	578	GRABOUW HS.	Combined School	ORDINARY	OVERBERG	2	NQ4	498			3.89	x				x						Maintenance 2023/24	
115042107	579	LUKHANYO PRIM.	Primary School	ORDINARY	OVERBERG	2	NQ1	1 143	Part Plankie School		3.89			x								Maintenance 2023/24	
117330604	580	MULLERSRUS PRIM.	Primary School	ORDINARY	OVERBERG	1	NQ1	263			3.46											Maintenance 2023/24	
114310270	581	OVERBERG HS	Secondary School	ORDINARY	OVERBERG	3	NQ5	508	Part Plankie School		3.85			x								Maintenance 2023/24	
114309310	582	OVERBERG LS.	Primary School	ORDINARY	OVERBERG	3	NQ5	485			3.85											Maintenance 2023/24	
113330248	583	PROTEA PRIM.	Primary School	ORDINARY	OVERBERG	1	NQ3	484	Part Plankie School		3.4				x							Maintenance 2023/24	
131470252	584	LANGEBAAAN PRIM.	Primary School	ORDINARY	WEST COAST	3	NQ4	311			3.81											Maintenance 2023/24	
132470317	585	MEIRING PRIM.	Primary School	ORDINARY	WEST COAST	1	NQ3	625			3.37						x					Maintenance 2023/24	
136470538	586	SEDERBERG PRIM.	Primary School	ORDINARY	WEST COAST	4	NQ3	1 151			3.88											Maintenance 2023/24	
134477303	587	ST. ANDREW'S PRIM.	Primary School	ORDINARY	WEST COAST	3	NQ4	932			3.82											Maintenance 2023/24	
132310302	588	SWARTLAND HS.	Secondary School	ORDINARY	WEST COAST	1	NQ5	721			3.46											Maintenance 2023/24	
132309349	589	SWARTLAND LS.	Primary School	ORDINARY	WEST COAST	1	NQ5	1 025			3.4				x							Maintenance 2023/24	
138309370	590	VREDENDAL LS.	Primary School	ORDINARY	WEST COAST	5	NQ5	534			3.83											Maintenance 2023/24	
130041109	591	ALFRED STAMPER PUB. PRIM.	Primary School	ORDINARY	CAPE WINELANDS	6	NQ1	757			3.87											Maintenance 2024/25	
126333581	592	BELLA VISTA HS.	Secondary School	ORDINARY	CAPE WINELANDS	4	NQ4	1 191			3.42											Maintenance 2024/25	
108042115	593	DALUBUHLE PRIM.	Primary School	ORDINARY	CAPE WINELANDS	1	NQ1	609														Maintenance 2024/25	
130303201	594	DROSTDY HTS.	Secondary School	ORDINARY	CAPE WINELANDS	5	NQ5	920			3.81											Maintenance 2024/25	



TEMPLATE 9.1: MAINTENANCE  
USER DEPARTMENT: EDUCATION

EMIS_NO	No	SCHOOL_NAME	SCHOOLTYPE	SECTOR	EDUCATION DISTRICT	CIRCUIT	QUINTILE	TOTAL ENROL	PLANKIE SKOOL	LEASE-SCHOOLS	CONDITION ASSESSMENT	New School	Receiving school	Replacement School	Additional Classrooms	Split Combined School	Decant Gr 8&9	Close School	Purchase leased school	Upgrade hostel	New Hostel	MAINTENANCE PROJECTS	REVISED HISTORIC MAINTENANCE PROJECTS
108310233	595	GIMNASIUM HS. (PAARL)	Secondary School	ORDINARY	CAPE WINELANDS	2	NQ5	1 088			3.84											Maintenance 2024/25	
112309264	596	HUGENOTE PRIM.	Primary School	ORDINARY	CAPE WINELANDS	3	NQ5	574			3.95		x									Maintenance 2024/25	
109320293	597	IDASVALLEI PRIM.	Primary School	ORDINARY	CAPE WINELANDS	1	NQ4	781			3.93				x							Maintenance 2024/25	
126041106	598	NDULI PRIM.	Primary School	ORDINARY	CAPE WINELANDS	4	NQ1	820			3.71											Maintenance 2024/25	
112470341	599	NEWTON PRIM.	Primary School	ORDINARY	CAPE WINELANDS	3	NQ5	809			3.04											Maintenance 2024/25	
130338141	600	RIVERVIEW PRIM.	Primary School	ORDINARY	CAPE WINELANDS	6	NQ4	640			2.63											Maintenance 2024/25	
129330531	601	SARON PRIM.	Primary School	ORDINARY	CAPE WINELANDS	3	NQ4	1 139			3.58											Maintenance 2024/25	
126330442	602	ST. MARK'S PRIM. (WORC)	Primary School	ORDINARY	CAPE WINELANDS	4	NQ1	969			3.59		x									Maintenance 2024/25	
129330574	603	W.F. LOOTS PRIM.	Primary School	ORDINARY	CAPE WINELANDS	5	NQ4	832			3.12											Maintenance 2024/25	
130333395	604	WORCESTER SEK.	Secondary School	ORDINARY	CAPE WINELANDS	6	NQ2	1 523			3.62											Maintenance 2024/25	
130308213	605	WORCESTER VOORB.	Primary School	ORDINARY	CAPE WINELANDS	5	NQ5	419			3.52											Maintenance 2024/25	
100000123	606	BEAUFORT WEST PRIM	Primary School	ORDINARY	EDEN AND CENTRAL KAROO	7	NQ3	866														Maintenance 2024/25	
120350532	607	ERIKA PRIM.	Primary School	ORDINARY	EDEN AND CENTRAL KAROO	2	NQ4	909			3.11											Maintenance 2024/25	
139041305	608	H.M. DLIKIDLA PRIM.	Primary School	ORDINARY	EDEN AND CENTRAL KAROO	7	NQ3	837														Maintenance 2024/25	
120353388	609	HILLCREST SEK.	Secondary School	ORDINARY	EDEN AND CENTRAL KAROO	2	NQ4	1 012			2.99											Maintenance 2024/25	Maintenance 2014/15
118447846	610	Olympia Skool	School of Skills	LSEN	Eden And Central Karoo	2		468														Maintenance 2024/25	
124350540	611	P.J. BADENHORST PRIM.	Primary School	ORDINARY	EDEN AND CENTRAL KAROO	6	NQ1	875														Maintenance 2024/25	
124357154	612	SACRED HEART RK PRIM.	Primary School	ORDINARY	EDEN AND CENTRAL KAROO	6	NQ3	1 019		Catholic Church								x				Maintenance 2024/25	
120358312	613	ST. BLAIZE RK PRIM	Primary School	ORDINARY	EDEN AND CENTRAL KAROO	2	NQ4	534		Church: Oudtshoorn					x			x				Maintenance 2024/25	
118356360	614	ST. PAUL'S EK PRIM.(GEORGE)	Intermediate School	ORDINARY	EDEN AND CENTRAL KAROO	3	NQ3	715		Diocese of George						x		x				Maintenance 2024/25	
123356913	615	ZOAR R.P. BOTHA VGK PRIM.	Intermediate School	ORDINARY	EDEN AND CENTRAL KAROO	5	NQ1	257		VGK: Zoar							x					Maintenance 2024/25	
105315601	616	Bel Porto Skool	Special School	LSEN	Metro Central	1		241														Maintenance 2024/25	
102480088	617	BERGSIG PRIM	Primary School	ORDINARY	METRO CENTRAL	3	NQ4	730			3.2											Maintenance 2024/25	Maintenance 2014/15
105480940	618	BOKMAKIERIE PRIM.	Primary School	ORDINARY	METRO CENTRAL	3	NQ5	286			3.01											Maintenance 2024/25	Maintenance 2014/15
102480177	619	BOUNDARY PRIM.	Primary School	ORDINARY	METRO CENTRAL	3	NQ4	414			3.15		x									Maintenance 2024/25	
102480169	620	BRAMBLE WAY PRIM.	Primary School	ORDINARY	METRO CENTRAL	3	NQ4	283			3.15											Maintenance 2024/25	Maintenance 2014/15
102480185	621	CEDAR PRIM.	Primary School	ORDINARY	METRO CENTRAL	3	NQ4	457			3.19											Maintenance 2024/25	Maintenance 2014/15

TEMPLATE 9.1: MAINTENANCE  
USER DEPARTMENT: EDUCATION

EMIS_NO	No	SCHOOL_NAME	SCHOOLTYPE	SECTOR	EDUCATION DISTRICT	CIRCUIT	QUINTILE	TOTAL ENROL	PLANKIE SKOOL	LEASE-SCHOOLS	CONDITION ASSESSMENT	New School	Receiving school	Replacement School	Additional Classrooms	Split Combined School	Decant Gr 8&9	Close School	Purchase leased school	Upgrade hostel	New Hostel	MAINTENANCE PROJECTS	REVISED HISTORIC MAINTENANCE PROJECTS
103309241	622	ELLERTON PRIM.	Primary School	ORDINARY	METRO CENTRAL	2	NQ5	328			2.85											Maintenance 2024/25	Maintenance 2014/15
103307200	623	GARDENS COMMERCIAL HS.	Secondary School	ORDINARY	METRO CENTRAL	2	NQ5	556			3.94											Maintenance 2024/25	
103305600	624	Groote Schuur Hospitaal Skool	Hospital School	LSEN	Metro Central	2		0														Maintenance 2024/25	
102042103	625	LANGA SEC.	Secondary School	ORDINARY	METRO CENTRAL	4	NQ3	664			2.92											Maintenance 2024/25	Maintenance 2014/15
105315036	626	Maitland Cottage Home	Hospital School	LSEN	Metro Central	1		0														Maintenance 2024/25	
105480606	627	NORMA ROAD PRIM.	Primary School	ORDINARY	METRO CENTRAL	3	NQ5	574			3.21											Maintenance 2024/25	Maintenance 2014/15
102480487	628	PARKVALE PRIM.	Primary School	ORDINARY	METRO CENTRAL	3	NQ4	930			3.19											Maintenance 2024/25	
105062458	629	RYLANDS HS.	Secondary School	ORDINARY	METRO CENTRAL	6	NQ5	1 111			3.9											Maintenance 2024/25	
103309338	630	SEA POINT PRIM.	Primary School	ORDINARY	METRO CENTRAL	2	NQ5	370			2.93											Maintenance 2024/25	Maintenance 2014/15
105313033	631	SENTINEL PRIM.	Primary School	ORDINARY	METRO CENTRAL	2	NQ3	943			2.23											Maintenance 2024/25	Maintenance 2014/15
105483540	632	SPES BONA HS.	Secondary School	ORDINARY	METRO CENTRAL	3	NQ5	804			3.18											Maintenance 2024/25	Maintenance 2014/15
103313122	633	WALMER SEC.	Secondary School	ORDINARY	METRO CENTRAL	2	NQ5	438			3.09											Maintenance 2024/25	Maintenance 2014/15
103309384	634	WOODBIDGE PRIM.	Primary School	ORDINARY	METRO CENTRAL	4	NQ5	614			3.38											Maintenance 2024/25	Maintenance 2014/15
107310205	635	BRACKENFELL HS.	Secondary School	ORDINARY	METRO EAST	2	NQ5	1 519			3.93											Maintenance 2024/25	
106041121	636	BULUMKO SEC	Secondary School	ORDINARY	METRO EAST	5	NQ3	1 026			3.25											Maintenance 2024/25	
106041319	637	CHUMA PUBL. PRIM.	Primary School	ORDINARY	METRO EAST	5	NQ3	1 228			3.24											Maintenance 2024/25	
106041217	638	ELUXOLWENI PRIM.	Primary School	ORDINARY	METRO EAST	4	NQ2	896			3.25											Maintenance 2024/25	
102323934	639	ESANGWENI SEC.	Secondary School	ORDINARY	METRO EAST	1	NQ2	751			3.6											Maintenance 2024/25	
107323853	640	FOREST HEIGHTS HS.	Secondary School	ORDINARY	METRO EAST	4	NQ5	1 147			3.92											Maintenance 2024/25	
106041203	641	INJONGO PRIM.	Primary School	ORDINARY	METRO EAST	3	NQ3	954			3.52											Maintenance 2024/25	
107321753	642	IRISTA PRIM.	Primary School	ORDINARY	METRO EAST	5	NQ4	906			3.97											Maintenance 2024/25	
106400742	643	KUYASA PRIM	Primary School	ORDINARY	METRO EAST	1	NQ3	1 428			3.61				x							Maintenance 2024/25	
106008368	644	Lathi-Tha School Of Skills	School of Skills	LSEN	Metro East	2		429														Maintenance 2024/25	
101320900	645	PARKDENE PRIM. (Bellville)	Primary School	ORDINARY	METRO EAST	3	NQ5	1 203			3.5											Maintenance 2024/25	
107320846	646	SCOTTSTVILLE PRIM.	Primary School	ORDINARY	METRO EAST	3	NQ5	654			3.98		x									Maintenance 2024/25	
111327247	647	STRAND MOS PRIM.	Primary School	ORDINARY	METRO EAST	6	NQ4	871		Strand Moslem Council	3.56											Maintenance 2024/25	
111041228	648	UMNQOPHISO PRIM.	Primary School	ORDINARY	METRO EAST	6	NQ2	1 354			3.36											Maintenance 2024/25	

TEMPLATE 9.1: MAINTENANCE  
USER DEPARTMENT: EDUCATION

EMIS_NO	No	SCHOOL_NAME	SCHOOLTYPE	SECTOR	EDUCATION DISTRICT	CIRCUIT	QUINTILE	TOTAL ENROL	PLANKIE SKOOL	LEASE-SCHOOLS	CONDITION ASSESSMENT	New School	Receiving school	Replacement School	Additional Classrooms	Split Combined School	Decant Gr 8&9	Close School	Purchase leased school	Upgrade hostel	New Hostel	MAINTENANCE PROJECTS	REVISED HISTORIC MAINTENANCE PROJECTS
106041213	649	VUZAMANZI PUBL. PRIM.	Primary School	ORDINARY	METRO EAST	2	NQ2	1 137			3.36											Maintenance 2024/25	
101321605	650	BELVUE PRIM.	Primary School	ORDINARY	METRO NORTH	6	NQ5	872			3.93											Maintenance 2024/25	
100000073	651	Bishops School Of Skills	School of Skills	LOSEN	METRO NORTH	6		323														Maintenance 2024/25	
101301602	652	Carel Du Toit Sentrum.	Special School	LOSEN	METRO NORTH	5		147														Maintenance 2024/25	
101310227	653	DURBANVILLE HS.	Secondary School	ORDINARY	METRO NORTH	7	NQ5	887			3.91	x										Maintenance 2024/25	
102310230	654	EDGE MEAD HS.	Secondary School	ORDINARY	METRO NORTH	4	NQ5	1 209														Maintenance 2024/25	
102309238	655	EDGE MEAD PRIM.	Primary School	ORDINARY	METRO NORTH	4	NQ5	1 238														Maintenance 2024/25	
102310231	656	FAIRBAIRN COLLEGE	Secondary School	ORDINARY	METRO NORTH	4	NQ5	958														Maintenance 2024/25	
102309255	657	GOODWOOD PARK PRIM.	Primary School	ORDINARY	METRO NORTH	4	NQ5	1 225	OPSLAANKLA SSE					x								Maintenance 2024/25	
107328650	658	HOOFWEG PRIM	Primary School	ORDINARY	METRO EAST	1	NQ3	1 023			3.93											Maintenance 2024/25	
106042222	659	IMBASA PRIM.	Intermediate School	ORDINARY	METRO SOUTH	3	NQ2	1 061									x					Maintenance 2024/25	
102309279	660	KOOS SADIE PRIM.	Primary School	ORDINARY	METRO NORTH	4	NQ5	842														Maintenance 2024/25	
107008018	661	LEIDEN PRIM.	Primary School	ORDINARY	METRO NORTH	3	NQ4	797	Part Plankie School					x								Maintenance 2024/25	
106041313	662	KUYAKHANYA PRIMARY	Intermediate School	ORDINARY	METRO SOUTH	3	NQ2	1 188									x					Maintenance 2024/25	
102041344	663	SIGCAWU PUBLIC PRIM.	Primary School	ORDINARY	METRO SOUTH	3	NQ2	1 007														Maintenance 2024/25	
106042306	664	SIKELELA IMIZAMO PRIM.	Intermediate School	ORDINARY	METRO SOUTH	3	NQ2	921									x					Maintenance 2024/25	
100000235	665	SUNNINGDALE PRIM	Primary School	ORDINARY	METRO NORTH	4	NQ5	525														Maintenance 2024/25	
105314387	666	Cafda School Of Skills	School of Skills	LOSEN	Metro South	1		360														Maintenance 2024/25	Maintenance 2014/15
105483613	667	CAPE ACADEMY FOR MATHS, SCIENCE AND TEC	Secondary School	ORDINARY	METRO SOUTH	2	NQ5	322														Maintenance 2024/25	
105315606	668	Glenbridge Special School	Special School	LOSEN	Metro South	2		111														Maintenance 2024/25	
106312088	669	HEINZ PARK PRIM.	Primary School	ORDINARY	METRO SOUTH	5	NQ2	1 174			3.91											Maintenance 2024/25	
105308208	670	PLUMSTEAD PREP.	Primary School	ORDINARY	METRO SOUTH	2	NQ5	489														Maintenance 2024/25	
106041343	671	VUYISEKA SEC.	Secondary School	ORDINARY	METRO SOUTH	5	NQ2	836						x								Maintenance 2024/25	
113333360	672	ALBERT MYBURGH SEK.	Secondary School	ORDINARY	OVERBERG	1	NQ3	998	Part Plankie School		3.66										x	Maintenance 2024/25	
113310206	673	BREDASDORP HS.	Secondary School	ORDINARY	OVERBERG	1	NQ5	459			3.53				x							Maintenance 2024/25	
134470090	674	DIAZVILLE PRIM.	Primary School	ORDINARY	WEST COAST	3	NQ4	1 263	VOORAFVER VAARDIG		3.45			x								Maintenance 2024/25	
132309233	675	DIRKIE UYS LS.	Primary School	ORDINARY	WEST COAST	2	NQ5	411			3.92	x										Maintenance 2024/25	

TEMPLATE 9.1: MAINTENANCE  
USER DEPARTMENT: EDUCATION

EMIS_NO	No	SCHOOL_NAME	SCHOOLTYPE	SECTOR	EDUCATION DISTRICT	CIRCUIT	QUINTILE	TOTAL ENROL	PLANKIE SKOOL	LEASE-SCHOOLS	CONDITION ASSESSMENT	New School	Receiving school	Replacement School	Additional Classrooms	Split Combined School	Decant Gr 8&9	Close School	Purchase leased school	Upgrade hostel	New Hostel	MAINTENANCE PROJECTS	REVISED HISTORIC MAINTENANCE PROJECTS
136312222	676	GRAAFWATER HS.	Combined School	ORDINARY	WEST COAST	4	NQ4	555			3.59		x			x						Maintenance 2024/25	
133312238	677	PIKETBERG HS.	Combined School	ORDINARY	WEST COAST	2	NQ5	604			3.93					x						Maintenance 2024/25	
132473405	678	SCHOONSPRUIT SEK.	Secondary School	ORDINARY	WEST COAST	1	NQ4	1 522			3.45											Maintenance 2024/25	
138347108	679	UITKYK PRIM.	Intermediate School	ORDINARY	WEST COAST	5	NQ2	772			3.46		x				x					Maintenance 2024/25	
127330795	680	ASHBURY PRIM.	Intermediate School	ORDINARY	CAPE WINELANDS	8	NQ2	984			3.17		x									Maintenance 2025/26	Maintenance 2014/15
108306202	681	BOLAND LANDBOUSKOOL	Secondary School	ORDINARY	CAPE WINELANDS	3	NQ5	354			2.96											Maintenance 2025/26	Maintenance 2014/15
108470716	682	CHARLESTON HILL PRIM.	Intermediate School	ORDINARY	CAPE WINELANDS	2	NQ3	927			2.88				x	x						Maintenance 2025/26	Maintenance 2014/15
109320684	683	CLOETESVILLE PRIM.	Primary School	ORDINARY	CAPE WINELANDS	1	NQ3	575			3.15											Maintenance 2025/26	
108470791	684	DALWEIDE PRIM.	Primary School	ORDINARY	CAPE WINELANDS	2	NQ2	1 057			3.36				x							Maintenance 2025/26	Maintenance 2014/15
130333557	685	HEXVALLEI SEK.	Secondary School	ORDINARY	CAPE WINELANDS	6	NQ2	1 366			3.55											Maintenance 2025/26	
128330299	686	KLAASVOOGDS PRIM.	Primary School	ORDINARY	CAPE WINELANDS	8	NQ1	146			3.71											Maintenance 2025/26	Maintenance 2014/15
108473499	687	KYLEMORE SEK.	Secondary School	ORDINARY	CAPE WINELANDS	1	NQ2	897			3.22											Maintenance 2025/26	Maintenance 2014/15
108309304	688	NOORD-EIND PRIM.	Primary School	ORDINARY	CAPE WINELANDS	2	NQ5	491			2.73											Maintenance 2025/26	Maintenance 2014/15
109322199	689	RIETENBOSCH PRIM.	Primary School	ORDINARY	CAPE WINELANDS	1	NQ4	729			2.79											Maintenance 2025/26	Maintenance 2014/15
130041111	690	SIBABALWE PRIM.	Primary School	ORDINARY	CAPE WINELANDS	6	NQ1	191	VOORAFVER VAARDIG		3.01											Maintenance 2025/26	Maintenance 2014/15
130041334	691	SIYAFUNKA PRIM.	Primary School	ORDINARY	CAPE WINELANDS	6	NQ1	974			3.65				x							Maintenance 2025/26	
108470732	692	SONOP PRIM.	Primary School	ORDINARY	CAPE WINELANDS	2	NQ1	266			2.98											Maintenance 2025/26	Maintenance 2014/15
129330566	693	WAVEREN HS	Combined School	ORDINARY	CAPE WINELANDS	5	NQ5	1 415			3.3			x								Maintenance 2025/26	
124007217	694	AURIAL COLLEGE	Secondary School	ORDINARY	EDEN AND CENTRAL KAROO	5	NQ3	668			2.35		x									Maintenance 2025/26	
119390585	695	CHRIS NISSEN PRIM	Primary School	ORDINARY	EDEN AND CENTRAL KAROO	4	NQ2	919			3.32	x										Maintenance 2025/26	
124041301	696	FEZEKILE SEC	Secondary School	ORDINARY	EDEN AND CENTRAL KAROO	5	NQ1	513			3.92											Maintenance 2025/26	
121353337	697	GERRIT DU PLESSIS SEK.	Secondary School	ORDINARY	EDEN AND CENTRAL KAROO	1	NQ3	1 011			3.63										x	Maintenance 2025/26	
120109260	698	HARTENBOS LS.	Primary School	ORDINARY	EDEN AND CENTRAL KAROO	2	NQ5	777			3.62											Maintenance 2025/26	
120041336	699	ISALATHISO PRIM.	Primary School	ORDINARY	EDEN AND CENTRAL KAROO	2	NQ2	911			3.31											Maintenance 2025/26	
121357375	700	MELKHOUTFONTEIN PRIM.	Intermediate School	ORDINARY	EDEN AND CENTRAL KAROO	1	NQ3	480		Diocese of George	3.31						x		x			Maintenance 2025/26	
118041337	701	MZOXOLO PRIM.	Primary School	ORDINARY	EDEN AND CENTRAL KAROO	3	NQ2	1 152			3.56				x							Maintenance 2025/26	
100000119	702	Oudtshoorn School Of Skills	School of Skills	LSEN	Eden And Central Karoo	5		249														Maintenance 2025/26	

TEMPLATE 9.1: MAINTENANCE  
USER DEPARTMENT: EDUCATION

EMIS_NO	No	SCHOOL_NAME	SCHOOLTYPE	SECTOR	EDUCATION DISTRICT	CIRCUIT	QUINTILE	TOTAL ENROL	PLANKIE SKOOL	LEASE-SCHOOLS	CONDITION ASSESSMENT	New School	Receiving school	Replacement School	Additional Classrooms	Split Combined School	Decant Gr 8&9	Close School	Purchase leased school	Upgrade hostel	New Hostel	MAINTENANCE PROJECTS	REVISED HISTORIC MAINTENANCE PROJECTS
118353426	703	PARKDENE SEK.	Secondary School	ORDINARY	EDEN AND CENTRAL KAROO	3	NQ3	1 543			3.92											Maintenance 2025/26	
119041309	704	PHAKAMISANI PRIM	Primary School	ORDINARY	EDEN AND CENTRAL KAROO	4	NQ2	1 823			3.92											Maintenance 2025/26	
119353469	705	PLETTENBERGBAAI SEK.	Secondary School	ORDINARY	EDEN AND CENTRAL KAROO	4	NQ3	1 289			3.58				x							Maintenance 2025/26	
118356425	706	ST. MARY'S RK PRIM. (GEORGE)	Primary School	ORDINARY	EDEN AND CENTRAL KAROO	3	NQ3	855		Catholic Church								x				Maintenance 2025/26	
118353485	707	THEMBALETHU SEC.	Secondary School	ORDINARY	EDEN AND CENTRAL KAROO	3	NQ2	1 513			3.92											Maintenance 2025/26	
118325686	708	THEMBALETU PRIM	Primary School	ORDINARY	EDEN AND CENTRAL KAROO	3	NQ2	1 318			3.92											Maintenance 2025/26	
118102203	709	Van Kervel Spesiale Skool.	School of Skills	LSEN	Eden And Central Karoo	3		459														Maintenance 2025/26	
120109344	710	VORENTOE LS.	Primary School	ORDINARY	EDEN AND CENTRAL KAROO	2	NQ5	212														Maintenance 2025/26	
119112261	711	WITTEDRIFT HS.	Combined School	ORDINARY	EDEN AND CENTRAL KAROO	4	NQ5	440			3.49		x		x	x						Maintenance 2025/26	
106042204	712	BONGA LOWER PRIM.	Primary School	ORDINARY	METRO CENTRAL	5	NQ3	551			3.64				X							Maintenance 2025/26	Maintenance 2014/15
103309222	713	CAMPS BAY PRIM.	Primary School	ORDINARY	METRO CENTRAL	2	NQ5	563			3.92				X							Maintenance 2025/26	Maintenance 2014/15
103310174	714	CECIL ROAD PRIM.	Primary School	ORDINARY	METRO CENTRAL	2	NQ5	444			3.93											Maintenance 2025/26	
105309608	715	Mary Kihn School	Special School	LSEN	Metro Central	2		78														Maintenance 2025/26	
103315608	716	Molenbeek Skool	Special School	LSEN	Metro Central	4		170														Maintenance 2025/26	
103303206	717	OUDE MOLEN HTS.	Secondary School	ORDINARY	METRO CENTRAL	4	NQ5	609			3.5											Maintenance 2025/26	Maintenance 2014/15
102309319	718	PINEHURST PRIM.	Primary School	ORDINARY	METRO CENTRAL	4	NQ5	411			3.59											Maintenance 2025/26	Maintenance 2014/15
102042312	719	THEMBANI PRIM.	Primary School	ORDINARY	METRO CENTRAL	4	NQ3	853			3.54											Maintenance 2025/26	Maintenance 2014/15
107326070	720	BOTTELARY PRIM.	Primary School	ORDINARY	METRO EAST	5	NQ2	373			3.15			x								Maintenance 2025/26	
106041332	721	CHRIS HANI SEC	Secondary School	ORDINARY	METRO EAST	6	NQ2	997			3.53											Maintenance 2025/26	Maintenance 2014/15
106041218	722	CHUMISA PRIM.	Primary School	ORDINARY	METRO EAST	1	NQ2	1 022			3.32											Maintenance 2025/26	Maintenance 2014/15
101321524	723	EIKENDAL PRIM.	Primary School	ORDINARY	METRO EAST	3	NQ5	910			3.06											Maintenance 2025/26	Maintenance 2014/15
110323438	724	GORDON SEK.	Secondary School	ORDINARY	METRO EAST	6	NQ5	1 239			3.24											Maintenance 2025/26	Maintenance 2014/15
106041202	725	HOMBA PRIM.	Primary School	ORDINARY	METRO EAST	3	NQ2	634			3.37											Maintenance 2025/26	Maintenance 2014/15
106041221	726	IKHUSI PRIM.	Primary School	ORDINARY	METRO EAST	3	NQ2	835			3.67											Maintenance 2025/26	Maintenance 2014/15
106041329	727	LULEKA PRIM.	Primary School	ORDINARY	METRO EAST	1	NQ2	980			3.35											Maintenance 2025/26	Maintenance 2014/15
106041206	728	LWANDLE PRIM.	Primary School	ORDINARY	METRO EAST	5	NQ3	840			3.56											Maintenance 2025/26	Maintenance 2014/15
107323802	729	MALIBU SEK.	Secondary School	ORDINARY	METRO EAST	2	NQ5	1 453	Mobiles		3.67			x								Maintenance 2025/26	Maintenance 2014/15

TEMPLATE 9.1: MAINTENANCE  
USER DEPARTMENT: EDUCATION

EMIS_NO	No	SCHOOL_NAME	SCHOOLTYPE	SECTOR	EDUCATION DISTRICT	CIRCUIT	QUINTILE	TOTAL ENROL	PLANKIE SKOOL	LEASE-SCHOOLS	CONDITION ASSESSMENT	New School	Receiving school	Replacement School	Additional Classrooms	Split Combined School	Decant Gr 8&9	Close School	Purchase leased school	Upgrade hostel	New Hostel	MAINTENANCE PROJECTS	REVISED HISTORIC MAINTENANCE PROJECTS
199042109	730	MANZOMTHOMBO SEC.	Secondary School	ORDINARY	METRO EAST	2	NQ3	1 582	Mobiles		3.38			x								Maintenance 2025/26	Maintenance 2014/15
110324159	731	Rusthof Skool	Special School	LSEN	Metro East	6		171														Maintenance 2025/26	
103008009	732	BLOUBERGRANT SEC	Secondary School	ORDINARY	METRO NORTH	4	NQ5	589			3.21											Maintenance 2025/26	
102480215	733	CLARKE PRIM.	Primary School	ORDINARY	METRO NORTH	6	NQ4	353			3.56											Maintenance 2025/26	
101309602	734	DE WAVEREN PRIM.	Primary School	ORDINARY	METRO NORTH	5	NQ4	356														Maintenance 2025/26	
102484636	735	Filia Skool	Special School	LSEN	METRO NORTH	4		192														Maintenance 2025/26	
101324795	736	Florida Vaardigheidskool	School of Skills	LSEN	METRO NORTH	5		223														Maintenance 2025/26	
102310219	737	GOODWOOD KOLLEGE	Secondary School	ORDINARY	METRO NORTH	5	NQ4	683														Maintenance 2025/26	
103373443	738	INKWENKWEZI SEC	Secondary School	ORDINARY	METRO NORTH	4	NQ3	1 195			3.93	x										Maintenance 2025/26	
107322415	739	MASONWABE PRIM	Primary School	ORDINARY	METRO NORTH	3	NQ4	1 121			3.66											Maintenance 2025/26	
102309299	740	MONTE VISTA PRIM.	Primary School	ORDINARY	METRO NORTH	4	NQ5	796							x							Maintenance 2025/26	
101309314	741	PAROW-WES PRIM.	Primary School	ORDINARY	METRO NORTH	5	NQ5	864			3.71											Maintenance 2025/26	
107323101	742	ROSENDAAL SEK.	Secondary School	ORDINARY	METRO NORTH	3	NQ3	1 010	CEMENTHOF N EN SIERSTEEN		3.63	x										Maintenance 2025/26	
101308210	743	RUYSERWACHT VOORB.	Primary School	ORDINARY	METRO NORTH	5	NQ4	505														Maintenance 2025/26	
101309336	744	SAFFIER PRIM.	Primary School	ORDINARY	METRO NORTH	5	NQ4	720			3.88											Maintenance 2025/26	
132473324	745	SAXONSEA SEK.	Secondary School	ORDINARY	METRO NORTH	2	NQ4	1 270			3.27											Maintenance 2025/26	
103309339	746	SEAMOUNT PRIMARY	Primary School	ORDINARY	METRO NORTH	4	NQ5	358			3.68				x							Maintenance 2025/26	
101309341	747	SIMONSBERG PRIM.	Primary School	ORDINARY	METRO EAST	7	NQ5	1 307			3.93											Maintenance 2025/26	
103310307	748	TABLE VIEW HS.	Secondary School	ORDINARY	METRO NORTH	4	NQ5	834														Maintenance 2025/26	
103309356	749	TABLE VIEW PRIM.	Primary School	ORDINARY	METRO NORTH	4	NQ5	1 456														Maintenance 2025/26	
132309366	750	VAN RIEBEECKSTRAND LS.	Primary School	ORDINARY	METRO NORTH	2	NQ5	1 085			3.4	x										Maintenance 2025/26	
105490059	751	BUCK ROAD PRIM.	Primary School	ORDINARY	METRO SOUTH	3	NQ5	743			2.82				x							Maintenance 2025/26	
105313599	752	CRESTWAY SEC.	Secondary School	ORDINARY	METRO SOUTH	1	NQ4	841			2.79				x							Maintenance 2025/26	
106490148	753	HARVESTER PRIM.	Primary School	ORDINARY	METRO SOUTH	6	NQ5	912			3.65											Maintenance 2025/26	
106042208	754	JOHN PAMA PRIM.	Primary School	ORDINARY	METRO SOUTH	4	NQ2	767			3.51											Maintenance 2025/26	
106494615	755	Lentegeur School For Lsen-Smh	Special School	LSEN	Metro South	6		286														Maintenance 2025/26	
106490601	756	MANDALAY PRIM.	Primary School	ORDINARY	METRO SOUTH	6	NQ4	1 092			3.92											Maintenance 2025/26	

TEMPLATE 9.1: MAINTENANCE  
USER DEPARTMENT: EDUCATION

EMIS_NO	No	SCHOOL_NAME	SCHOOLTYPE	SECTOR	EDUCATION DISTRICT	CIRCUIT	QUINTILE	TOTAL ENROL	PLANKIE SKOOL	LEASE-SCHOOLS	CONDITION ASSESSMENT	New School	Receiving school	Replacement School	Additional Classrooms	Split Combined School	Decant Gr 8&9	Close School	Purchase leased school	Upgrade hostel	New Hostel	MAINTENANCE PROJECTS	REVISED HISTORIC MAINTENANCE PROJECTS
106008013	757	MITCHELL HEIGHTS PRIM.	Primary School	ORDINARY	METRO SOUTH	7	NQ4	1 118														Maintenance 2025/26	
106008035	758	PHANDULWAZI HS.	Secondary School	ORDINARY	METRO SOUTH	5	NQ3	1 161			3.91				x							Maintenance 2025/26	
105313106	759	SIBELIUS HS.	Secondary School	ORDINARY	METRO SOUTH	1	NQ5	844			3.05											Maintenance 2025/26	
106042101	760	SITHEMBELE MATISO SEC	Secondary School	ORDINARY	METRO SOUTH	4	NQ3	1 073	VOORAFVER VAARDIG		3.15			x								Maintenance 2025/26	
105309375	761	WESTCOTT PRIM.	Primary School	ORDINARY	METRO SOUTH	2	NQ5	399			3.94											Maintenance 2025/26	
105490482	762	ZEEKOEVLIE PRIM.	Primary School	ORDINARY	METRO SOUTH	3	NQ4	530			2.07			x								Maintenance 2025/26	
117330221	763	BONTEBOK PRIM.	Primary School	ORDINARY	OVERBERG	1	NQ3	1 749	HOUTPANELE		3.08			x								Maintenance 2025/26	Maintenance 2014/15
114330612	764	GREYTON PRIM.	Primary School	ORDINARY	OVERBERG	3	NQ1	242			3.13		x									Maintenance 2025/26	Maintenance 2014/15
114333077	765	VILLIERSDORP SEK.	Secondary School	ORDINARY	OVERBERG	3	NQ3	752			3.91											Maintenance 2025/26	
136470082	766	CITRUSDAL PRIM.	Primary School	ORDINARY	WEST COAST	4	NQ4	935	Part Plankie School		3.76			x								Maintenance 2025/26	
135310225	767	DIRKIE UYS HS.	Secondary School	ORDINARY	WEST COAST	2	NQ5	332			3.72											Maintenance 2025/26	
133312241	768	PORTERVILLE HS.	Combined School	ORDINARY	WEST COAST	2	NQ5	484			3.65	x										Maintenance 2025/26	
134310314	769	VREDENBURG HS.	Secondary School	ORDINARY	WEST COAST	3	NQ5	954			3.88	x										Maintenance 2025/26	
103308214	770	YSTERPLAAT JUNIOR PRIM.	Primary School	ORDINARY	METRO CENTRAL	4	NQ4	520			2.73											Maintenance 2026/27	Maintenance 2015/16
120350362	771	RIDGEVIEW PRIM.	Primary School	ORDINARY	EDEN AND CENTRAL KAROO	2	NQ4	917			2.21		x									Maintenance 2026/27	Maintenance 2015/16
103310208	772	BUREN HS.	Secondary School	ORDINARY	METRO CENTRAL	4	NQ4	547			2.76											Maintenance 2026/27	Maintenance 2015/16
102483370	773	BISHOP LAVIS SEK.	Secondary School	ORDINARY	METRO NORTH	6	NQ4	1 203	Part Plankie School		2.55			x								Maintenance 2026/27	Maintenance 2015/16
108476218	774	DAL JOSAPHAT PRIM.	Primary School	ORDINARY	CAPE WINELANDS	3	NQ1	485		Newton URC				x								Maintenance 2026/27	
129338818	775	DROSTDY SSKV PRIM.	Primary School	ORDINARY	CAPE WINELANDS	5	NQ2	75					x									Maintenance 2026/27	
126309244	776	F.D. CONRADIE LS.	Primary School	ORDINARY	CAPE WINELANDS	4	NQ4	238					x									Maintenance 2026/27	
108309252	777	GIMNASIUM PRIM.	Primary School	ORDINARY	CAPE WINELANDS	2	NQ5	595														Maintenance 2026/27	
128337501	778	PROSPECT NGK PRIM.	Primary School	ORDINARY	CAPE WINELANDS	8	NQ1	161														Maintenance 2026/27	
130330817	779	RABIE PRIM.	Primary School	ORDINARY	CAPE WINELANDS	6	NQ1	318														Maintenance 2026/27	
100000420	780	VAN WYKSVLEI PRIMARY SCHOOL	Primary School	ORDINARY	CAPE WINELANDS	3		390														Maintenance 2026/27	
139360112	781	A.H. BARNARD PRIM.	Primary School	ORDINARY	EDEN AND CENTRAL KAROO	7	NQ3	919	Part Plankie School		3.26											Maintenance 2026/27	Maintenance 2014/15
140330329	782	ACACIA PRIM.	Primary School	ORDINARY	EDEN AND CENTRAL KAROO	7	NQ1	720													x	Maintenance 2026/27	Maintenance 2014/15
123358282	783	AMALIENSTEIN LB PRIM.	Primary School	ORDINARY	EDEN AND CENTRAL KAROO	5	NQ1	285		Lutherse Kerk: Amalienstein									x			Maintenance 2026/27	Maintenance 2014/15



TEMPLATE 9.1: MAINTENANCE  
USER DEPARTMENT: EDUCATION

EMIS_NO	No	SCHOOL_NAME	SCHOOLTYPE	SECTOR	EDUCATION DISTRICT	CIRCUIT	QUINTILE	TOTAL ENROL	PLANKIE SKOOL	LEASE-SCHOOLS	CONDITION ASSESSMENT	New School	Receiving school	Replacement School	Additional Classrooms	Split Combined School	Decant Gr 8&9	Close School	Purchase leased school	Upgrade hostel	New Hostel	MAINTENANCE PROJECTS	REVISED HISTORIC MAINTENANCE PROJECTS
124447889	784	Eijada-Kairos Skool	Special School	LOSEN	Eden And Central Karoo	5		264														Maintenance 2026/27	Maintenance 2016/17
122356018	785	EXCELSIOR VGK PRIM.	Intermediate School	ORDINARY	EDEN AND CENTRAL KAROO	5	NQ3	471		VGK			x						x			Maintenance 2026/27	
118356476	786	FRANKEN VGK PRIM.	Intermediate School	ORDINARY	EDEN AND CENTRAL KAROO	6	NQ1	184	ASBES EN STEEN	VGK De Villiers							x	x				Maintenance 2026/27	Maintenance 2016/17
120350060	787	FRIEMERSHEIM PRIM.	Primary School	ORDINARY	EDEN AND CENTRAL KAROO	2	NQ1	210	STEEN EN PLANK		2.82											Maintenance 2026/27	Maintenance 2014/15
118109265	788	HOEKWIL LS.	Primary School	ORDINARY	EDEN AND CENTRAL KAROO	4	NQ5	109			3.09											Maintenance 2026/27	Maintenance 2014/15
123112229	789	LADISMITH HS.	Combined School	ORDINARY	EDEN AND CENTRAL KAROO	5	NQ5	299			3.37		x				x					Maintenance 2026/27	Maintenance 2014/15
140212221	790	LAINGSBURG HS.	Secondary School	ORDINARY	EDEN AND CENTRAL KAROO	7	NQ4	384														Maintenance 2026/27	Maintenance 2014/15
118350656	791	PARKDENE PRIM. (GEORGE)	Primary School	ORDINARY	EDEN AND CENTRAL KAROO	3	NQ3	1 426			3.98											Maintenance 2026/27	
118350400	792	ROSEMOOR PRIM.	Intermediate School	ORDINARY	EDEN AND CENTRAL KAROO	3	NQ3	879			3.97											Maintenance 2026/27	
118041330	793	TYHOLORA PRIM.	Primary School	ORDINARY	EDEN AND CENTRAL KAROO	3	NQ1	1 351			3.26											Maintenance 2026/27	Maintenance 2014/15
118109333	794	VAN DER HOVEN LS.	Primary School	ORDINARY	EDEN AND CENTRAL KAROO	2	NQ5	64			3.09		x		x							Maintenance 2026/27	Maintenance 2014/15
124358401	795	VOORBEDAG PRIM.	Primary School	ORDINARY	EDEN AND CENTRAL KAROO	5	NQ1	63			3.16		x									Maintenance 2026/27	Maintenance 2014/15
103310325	796	CAMPS BAY HS.	Secondary School	ORDINARY	METRO CENTRAL	2	NQ5	676			3.11											Maintenance 2026/27	Maintenance 2016/17
105480428	797	HEIDEVELD PRIM.	Primary School	ORDINARY	METRO CENTRAL	6	NQ4	865			3.04			X								Maintenance 2026/27	
103323810	798	KENSINGTON SEC.	Secondary School	ORDINARY	METRO CENTRAL	4	NQ5	1 211			2.98			X								Maintenance 2026/27	
103000129	799	Nompumelelo Skool	Special School	LOSEN	Metro Central	5		340														Maintenance 2026/27	
105480630	800	PORTIA PRIM.	Primary School	ORDINARY	METRO CENTRAL	1	NQ5	598			2.61			X								Maintenance 2026/27	
103305603	801	Red Cross Children'S Hospital	Hospital School	LOSEN	Metro Central	1		0														Maintenance 2026/27	
105480673	802	RED RIVER PRIM.	Primary School	ORDINARY	METRO CENTRAL	6	NQ4	710			1.95			X								Maintenance 2026/27	
102480711	803	ROSEWOOD PRIM.	Primary School	ORDINARY	METRO CENTRAL	3	NQ4	509			3.56		X	X								Maintenance 2026/27	
105480762	804	SILVERSTREAM PRIM.	Primary School	ORDINARY	METRO CENTRAL	5	NQ4	862			2.73			X								Maintenance 2026/27	
107322237	805	BEVERLEY PARK PRIM.	Primary School	ORDINARY	METRO EAST	4	NQ5	1 031			3.9				x							Maintenance 2026/27	Maintenance 2014/15
101320986	806	CAVALLERIA PRIM	Primary School	ORDINARY	METRO EAST	3	NQ5	1 104			3.18											Maintenance 2026/27	Maintenance 2016/17
107322229	807	DENNEMERE PRIM.	Primary School	ORDINARY	METRO EAST	2	NQ5	1 191			3.73											Maintenance 2026/27	Maintenance 2014/15
100000431	808	HIGHBURY PRIMARY SCHOOL	Primary School	ORDINARY	METRO EAST	5		1														Maintenance 2026/27	
110310242	809	HOTTENTOTS-HOLLAND HS.	Secondary School	ORDINARY	METRO EAST	1	NQ5	1 275			3.76				x							Maintenance 2026/27	Maintenance 2016/17
107008021	810	KALKFONTEIN PRIM	Primary School	ORDINARY	METRO EAST	5	NQ4	1 095			3.93											Maintenance 2026/27	Maintenance 2014/15

TEMPLATE 9.1: MAINTENANCE  
USER DEPARTMENT: EDUCATION

EMIS_NO	No	SCHOOL_NAME	SCHOOLTYPE	SECTOR	EDUCATION DISTRICT	CIRCUIT	QUINTILE	TOTAL ENROL	PLANKIE SKOOL	LEASE-SCHOOLS	CONDITION ASSESSMENT	New School	Receiving school	Replacement School	Additional Classrooms	Split Combined School	Decant Gr 8&9	Close School	Purchase leased school	Upgrade hostel	New Hostel	MAINTENANCE PROJECTS	REVISED HISTORIC MAINTENANCE PROJECTS
106041205	811	KUKHANYILE PUBL. PRIM.	Primary School	ORDINARY	METRO EAST	4	NQ2	889			3.71											Maintenance 2026/27	Maintenance 2014/15
106323128	812	KWAMFUNDO SEC.	Secondary School	ORDINARY	METRO EAST	1	NQ2	1 140			3.84											Maintenance 2026/27	Maintenance 2014/15
100000108	813	NORTHPIKE TECHNICAL HS	Secondary School	ORDINARY	METRO EAST	2	NQ5	383														Maintenance 2026/27	
106008326	814	NOXOLO XAUKA PRIM	Primary School	ORDINARY	METRO EAST	6	NQ2	1 286														Maintenance 2026/27	Maintenance 2014/15
107322482	815	NYAMEKO PRIM	Primary School	ORDINARY	METRO EAST	5	NQ3	1 178														Maintenance 2026/27	Maintenance 2014/15
106041333	816	SIVUYISENI PUBL. PRIM.	Primary School	ORDINARY	METRO EAST	5	NQ3	911														Maintenance 2026/27	
106323144	817	SIZIMISELE SEC.	Secondary School	ORDINARY	METRO EAST	5	NQ3	824														Maintenance 2026/27	
103313947	818	THEMBELIHLE HS.	Secondary School	ORDINARY	METRO EAST	5	NQ2	899			3.75											Maintenance 2026/27	Maintenance 2014/15
107328324	819	BLOEKOMBOS PRIM	Primary School	ORDINARY	METRO EAST	7	NQ1	1 245			3.32			x								Maintenance 2026/27	
103309210	820	BLOUBERG RIDGE PRIM.	Primary School	ORDINARY	METRO NORTH	4	NQ5	1 086	PREFAB TIMBER		3.16			x								Maintenance 2026/27	
102062450	821	CRAVENBY SEC	Combined School	ORDINARY	METRO NORTH	5	NQ5	1 125			3.88		x			x						Maintenance 2026/27	Maintenance 2016/17
102309232	822	DE VRIJE ZEE PRIM.	Primary School	ORDINARY	METRO NORTH	4	NQ5	731														Maintenance 2026/27	Maintenance 2014/15
107007179	823	DELFT-SOUTH PRIM	Primary School	ORDINARY	METRO NORTH	3	NQ4	1 372			3.56			x								Maintenance 2026/27	
103007995	824	DU NOON PRIM	Primary School	ORDINARY	METRO NORTH	4	NQ3	1 173			2.92	x		x								Maintenance 2026/27	
102480304	825	EDWARD PRIM.	Primary School	ORDINARY	METRO NORTH	6	NQ4	520			3.48											Maintenance 2026/27	
107322423	826	EKUTHULENI PRIM.	Primary School	ORDINARY	METRO EAST	7	NQ1	1 348			3.39											Maintenance 2026/27	
101321389	827	ERICA PRIM.	Primary School	ORDINARY	METRO NORTH	6	NQ5	785			3.45											Maintenance 2026/27	
102480444	828	HILLSIDE PRIM.	Primary School	ORDINARY	METRO NORTH	6	NQ4	507	Part Plankie School		3.24		x	x								Maintenance 2026/27	
102310245	829	J.G. MEIRING HS.	Secondary School	ORDINARY	METRO NORTH	4	NQ5	1 046														Maintenance 2026/27	Maintenance 2014/15
101320544	830	KASSELSVLEI PRIM.	Primary School	ORDINARY	METRO NORTH	1	NQ4	710			3.33			x								Maintenance 2026/27	
101324639	831	Oasis Special School	Special School	LSEN	METRO NORTH	1		255														Maintenance 2026/27	
101310274	832	PAROW HS.	Secondary School	ORDINARY	METRO NORTH	5	NQ5	1 175			3.77											Maintenance 2026/27	
102480703	833	RIVERTON PRIM.	Intermediate School	ORDINARY	METRO NORTH	6	NQ4	304			3.39											Maintenance 2026/27	
132329746	834	Robinhill Special School	Special School	LSEN	METRO NORTH	2		214														Maintenance 2026/27	
132470511	835	SAXONSEA PRIM.	Primary School	ORDINARY	METRO NORTH	2	NQ4	1 370			2.98											Maintenance 2026/27	Maintenance 2015/16
103007218	836	SOPHAKAMA PRIM.	Primary School	ORDINARY	METRO NORTH	4	NQ3	1 479			3.65			x								Maintenance 2026/27	
105315611	837	Tafelbergskool	Special School	LSEN	METRO NORTH	4		386														Maintenance 2026/27	

TEMPLATE 9.1: MAINTENANCE  
USER DEPARTMENT: EDUCATION

EMIS_NO	No	SCHOOL_NAME	SCHOOLTYPE	SECTOR	EDUCATION DISTRICT	CIRCUIT	QUINTILE	TOTAL ENROL	PLANKIE SKOOL	LEASE-SCHOOLS	CONDITION ASSESSMENT	New School	Receiving school	Replacement School	Additional Classrooms	Split Combined School	Decant Gr 8&9	Close School	Purchase leased school	Upgrade hostel	New Hostel	MAINTENANCE PROJECTS	REVISED HISTORIC MAINTENANCE PROJECTS
102480835	838	TYGERSIG PRIM.	Primary School	ORDINARY	METRO NORTH	6	NQ3	618			3.07			x								Maintenance 2026/27	
102480851	839	VALHALLA PRIM.	Primary School	ORDINARY	METRO NORTH	5	NQ4	958			3.13			x								Maintenance 2026/27	
101320528	840	WEBNERSTRAAT PRIM.	Primary School	ORDINARY	METRO NORTH	5	NQ4	445			3.09		x									Maintenance 2026/27	Maintenance 2015/16
132470600	841	WESFLEUR PRIM.	Primary School	ORDINARY	METRO NORTH	2	NQ5	1 368			3.08			x								Maintenance 2026/27	
106490563	842	DENNEGEUR PRIM.	Primary School	ORDINARY	METRO SOUTH	3	NQ5	846			3.18											Maintenance 2026/27	Maintenance 2014/15
106486019	843	DIETRICH MOR PRIM.	Primary School	ORDINARY	METRO SOUTH	3	NQ2	240		Moravian Church of SA	3.15											Maintenance 2026/27	Maintenance 2014/15
105313769	844	FAIRMOUNT SEC.	Secondary School	ORDINARY	METRO SOUTH	3	NQ5	922			3.47											Maintenance 2026/27	
105309246	845	FERDALE PRIM.	Primary School	ORDINARY	METRO SOUTH	3	NQ5	570			3.38											Maintenance 2026/27	Maintenance 2014/15
105313815	846	GRASSDALE HOeR	Secondary School	ORDINARY	METRO SOUTH	3	NQ5	694			3.37											Maintenance 2026/27	Maintenance 2014/15
105316199	847	GRASSY PARK EC PRIM.	Primary School	ORDINARY	METRO SOUTH	3	NQ5	366		Diocese of Cape Town	2.94											Maintenance 2026/27	Maintenance 2014/15
106312061	848	KHANYA PRIM	Primary School	ORDINARY	METRO SOUTH	7	NQ2	1 319			3.21			x								Maintenance 2026/27	
105311456	849	LEVANA PRIM.	Primary School	ORDINARY	METRO SOUTH	1	NQ4	978			3.07											Maintenance 2026/27	Maintenance 2014/15
106042304	850	LIWA PRIM.	Primary School	ORDINARY	METRO SOUTH	4	NQ2	424			3.95											Maintenance 2026/27	
104314706	851	Ocean View Skool	Special School	LSEN	Metro South	1		109														Maintenance 2026/27	
106493481	852	PRINCETON SEC.	Secondary School	ORDINARY	METRO SOUTH	6	NQ5	1 093			3.67											Maintenance 2026/27	Maintenance 2016/17
105316520	853	ST. MARY'S RC PRIM.(RETREAT)	Primary School	ORDINARY	METRO SOUTH	1	NQ4	586		Archdiocese of Cape Town												Maintenance 2026/27	Maintenance 2014/15
104309347	854	SUN VALLEY PRIM.	Primary School	ORDINARY	METRO SOUTH	1	NQ5	891			3.83											Maintenance 2026/27	Maintenance 2014/15
105310318	855	WYNBERG BOYS' HS.	Secondary School	ORDINARY	METRO SOUTH	2	NQ5	864			3.99											Maintenance 2026/27	
117312200	856	BARRYDALE HS.	Combined School	ORDINARY	OVERBERG	1	NQ3	488			3.38											Maintenance 2026/27	Maintenance 2014/15
115330493	857	GANSBAAI PRIM.	Primary School	ORDINARY	OVERBERG	2	NQ2	545			3.94											Maintenance 2026/27	Maintenance 2016/17
114330663	858	KLEINMOND PRIM.	Intermediate School	ORDINARY	OVERBERG	2	NQ3	600			3.42											Maintenance 2026/27	Maintenance 2014/15
114330639	859	KOSIE DE WET PRIM.	Primary School	ORDINARY	OVERBERG	3	NQ3	1 388	RIESENBERG MET SIERSTEEN		3.97											Maintenance 2026/27	
114312243	860	RIVIERSONDEREND HS.	Combined School	ORDINARY	OVERBERG	3	NQ3	410			3.99				x							Maintenance 2026/27	
114333336	861	SWARTBERG SEK.	Secondary School	ORDINARY	OVERBERG	3	NQ3	682			3.83			x								Maintenance 2026/27	
136473472	862	CLANWILLIAM SEK.	Secondary School	ORDINARY	WEST COAST	4	NQ3	623			3.95											Maintenance 2026/27	Maintenance 2016/17
135470279	863	LAURIE HUGO PRIM.	Intermediate School	ORDINARY	WEST COAST	2	NQ4	1 227			3.44	x		x			x				x	Maintenance 2026/27	
134470406	864	PANORAMA PRIM. (VREDENBURG)	Intermediate School	ORDINARY	WEST COAST	3	NQ4	1 108			2.91			x			x					Maintenance 2026/27	

TEMPLATE 9.1: MAINTENANCE  
USER DEPARTMENT: EDUCATION

EMIS_NO	No	SCHOOL_NAME	SCHOOLTYPE	SECTOR	EDUCATION DISTRICT	CIRCUIT	QUINTILE	TOTAL ENROL	PLANKIE SKOOL	LEASE-SCHOOLS	CONDITION ASSESSMENT	New School	Receiving school	Replacement School	Additional Classrooms	Split Combined School	Decant Gr 8&9	Close School	Purchase leased school	Upgrade hostel	New Hostel	MAINTENANCE PROJECTS	REVISED HISTORIC MAINTENANCE PROJECTS
132470481	865	RIEBEECK-WES PRIM.	Intermediate School	ORDINARY	WEST COAST	1	NQ4	671			3.61		x				x					Maintenance 2026/27	Maintenance 2016/17
133470546	866	STEYNVILLE PRIM.	Primary School	ORDINARY	WEST COAST	2	NQ4	1 312			3.2	x		x								Maintenance 2026/27	
132470562	867	VOORUITSIG PRIM.	Intermediate School	ORDINARY	WEST COAST	1	NQ4	1 468			3.19						x					Maintenance 2026/27	
112473340	868	BERGRIVIER SEK.	Secondary School	ORDINARY	CAPE WINELANDS	3	NQ4	1 159			4.22											Maintenance 2027/28	
109310202	869	BLOEMHOF HS.	Secondary School	ORDINARY	CAPE WINELANDS	1	NQ5	702			4.22											Maintenance 2027/28	
109323535	870	CLOETESVILLE HS.	Secondary School	ORDINARY	CAPE WINELANDS	1	NQ4	1 241			4.13											Maintenance 2027/28	
108470104	871	EBENEZER PRIM.	Primary School	ORDINARY	CAPE WINELANDS	2	NQ3	670	EN HOUT		4.2			x								Maintenance 2027/28	
130330043	872	ESSELENPARK PRIM.	Primary School	ORDINARY	CAPE WINELANDS	6	NQ3	1 065			2.79											Maintenance 2027/28	Maintenance 2015/16
130333344	873	ESSELENPARK SEK.	Secondary School	ORDINARY	CAPE WINELANDS	6	NQ4	1 642			2.83	x										Maintenance 2027/28	Maintenance 2015/16
130312220	874	GOUDINI HS.	Combined School	ORDINARY	CAPE WINELANDS	5	NQ5	397			4.12					x						Maintenance 2027/28	
109322342	875	IKAYA PRIM.	Primary School	ORDINARY	CAPE WINELANDS	1	NQ1	1 234			2.87											Maintenance 2027/28	Maintenance 2015/16
108041324	876	IMBONISELO PRIM.	Primary School	ORDINARY	CAPE WINELANDS	3	NQ1	1 310			4	x										Maintenance 2027/28	
109327336	877	J.J. RHODE PRIM.	Primary School	ORDINARY	CAPE WINELANDS	1	NQ1	201			4											Maintenance 2027/28	
126309281	878	KOUE BOKKEVELD LS.	Primary School	ORDINARY	CAPE WINELANDS	4	NQ5	119			4.03		x								x	Maintenance 2027/28	
108310257	879	LABORI HS.	Secondary School	ORDINARY	CAPE WINELANDS	2	NQ5	497			2.73											Maintenance 2027/28	Maintenance 2015/16
108042212	880	MBEKWENI PRIM.	Primary School	ORDINARY	CAPE WINELANDS	3	NQ1	1 060			2.86											Maintenance 2027/28	Maintenance 2015/16
108321745	881	NIEUWE DRIFT PRIM.	Intermediate School	ORDINARY	CAPE WINELANDS	3	NQ1	333			4.18		x									Maintenance 2027/28	
110321842	882	RAITHBY PRIM.	Primary School	ORDINARY	CAPE WINELANDS	1	NQ2	179		Methodist Church of SA	4.41											Maintenance 2027/28	
109310282	883	RHENISH GIRLS' HS.	Secondary School	ORDINARY	CAPE WINELANDS	1	NQ5	726			4.05											Maintenance 2027/28	
108477087	884	RONWE PRIM.	Primary School	ORDINARY	CAPE WINELANDS	2	NQ2	151			2.86											Maintenance 2027/28	Maintenance 2015/16
130330051	885	STEENVLIET PRIM.	Primary School	ORDINARY	CAPE WINELANDS	6	NQ1	592			2.74											Maintenance 2027/28	Maintenance 2015/16
109310299	886	STELLENBOSCH HS.	Secondary School	ORDINARY	CAPE WINELANDS	1	NQ5	621			4.16											Maintenance 2027/28	
112473537	887	WELLINGTON SEC.	Secondary School	ORDINARY	CAPE WINELANDS	3	NQ3	1 139			2.65											Maintenance 2027/28	Maintenance 2015/16
112473448	888	WELTEVREDE SEK.	Secondary School	ORDINARY	CAPE WINELANDS	3	NQ4	889			2.86											Maintenance 2027/28	Maintenance 2015/16
118109605	889	HEROLD LS.	Primary School	ORDINARY	EDEN AND CENTRAL KAROO	6	NQ4	25			2.88			x		x						Maintenance 2027/28	Maintenance 2015/16
119109279	890	KNYSNA PRIM.	Primary School	ORDINARY	EDEN AND CENTRAL KAROO	4	NQ5	844			4.25											Maintenance 2027/28	
141112238	891	MURRAYSBURG HS.	Secondary School	ORDINARY	EDEN AND CENTRAL KAROO	7	NQ3	577			2.53											Maintenance 2027/28	Maintenance 2015/16

TEMPLATE 9.1: MAINTENANCE  
USER DEPARTMENT: EDUCATION

EMIS_NO	No	SCHOOL_NAME	SCHOOLTYPE	SECTOR	EDUCATION DISTRICT	CIRCUIT	QUINTILE	TOTAL ENROL	PLANKIE SKOOL	LEASE-SCHOOLS	CONDITION ASSESSMENT	New School	Receiving school	Replacement School	Additional Classrooms	Split Combined School	Decant Gr 8&9	Close School	Purchase leased school	Upgrade hostel	New Hostel	MAINTENANCE PROJECTS	REVISED HISTORIC MAINTENANCE PROJECTS
119109301	892	PLETTENBERG BAY PRIM.	Primary School	ORDINARY	EDEN AND CENTRAL KAROO	4	NQ5	550			4.4											Maintenance 2027/28	
139366080	893	RESTVALE MET PRIM.	Intermediate School	ORDINARY	EDEN AND CENTRAL KAROO	7	NQ2	252			2.2											Maintenance 2027/28	Maintenance 2015/16
105309223	894	CLAREMONT PRIM.	Primary School	ORDINARY	METRO CENTRAL	1	NQ5	265			2.24											Maintenance 2027/28	Maintenance 2015/16
103310238	895	GOOD HOPE SEMINARY HS.	Secondary School	ORDINARY	METRO CENTRAL	2	NQ5	464			4.09											Maintenance 2027/28	
105313904	896	HOUTBAAI SEK.	Secondary School	ORDINARY	METRO CENTRAL	2	NQ3	461			2.7											Maintenance 2027/28	Maintenance 2015/16
103310246	897	JAN VAN RIEBEECK HS.	Secondary School	ORDINARY	METRO CENTRAL	2	NQ5	480			4.32											Maintenance 2027/28	
102042218	898	KULANI SEC	Secondary School	ORDINARY	METRO CENTRAL	4	NQ3	638			4											Maintenance 2027/28	
105313343	899	LIVINGSTONE HS.	Secondary School	ORDINARY	METRO CENTRAL	1	NQ5	919			2.73				X							Maintenance 2027/28	Maintenance 2015/16
103309300	900	MOUNTAIN ROAD PRIM.	Primary School	ORDINARY	METRO CENTRAL	2	NQ5	631			4.03											Maintenance 2027/28	
105310288	901	RONDEBOSCH BOYS' HS.	Secondary School	ORDINARY	METRO CENTRAL	1	NQ5	820			4.04											Maintenance 2027/28	
105311200	902	SUMMIT PRIM.	Primary School	ORDINARY	METRO CENTRAL	6	NQ4	730			2.71											Maintenance 2027/28	Maintenance 2015/16
103309357	903	TAMBOERSKLOOF PRIM.	Primary School	ORDINARY	METRO CENTRAL	2	NQ5	396			4.54											Maintenance 2027/28	
103322180	904	WINGFIELD PRIM.	Primary School	ORDINARY	METRO CENTRAL	4	NQ4	568			2.76											Maintenance 2027/28	Maintenance 2015/16
103309383	905	YSTERPLAAT PRIM.	Primary School	ORDINARY	METRO CENTRAL	4	NQ4	467			2.73											Maintenance 2027/28	Maintenance 2015/16
107309204	906	BASTION PRIM.	Primary School	ORDINARY	METRO EAST	2	NQ5	1 669			4.1											Maintenance 2027/28	
110309205	907	BEAUMONT PRIM.	Primary School	ORDINARY	METRO EAST	6	NQ5	1 203			4.04											Maintenance 2027/28	
101309206	908	BELLPARK PRIM.	Primary School	ORDINARY	METRO EAST	4	NQ5	813			4.11											Maintenance 2027/28	
107309213	909	BRACKENFELL PRIM.	Primary School	ORDINARY	METRO EAST	2	NQ5	1 278			4.03	x										Maintenance 2027/28	
110309228	910	DE HOOP LS.	Primary School	ORDINARY	METRO EAST	6	NQ5	1 246			4.39											Maintenance 2027/28	
107310218	911	DE KUILEN HS.	Secondary School	ORDINARY	METRO EAST	5	NQ5	1 522			4.23	x										Maintenance 2027/28	
111309256	912	GORDONSBAAI LS.	Primary School	ORDINARY	METRO EAST	6	NQ5	618			4.07	x			x							Maintenance 2027/28	
107309296	913	MIKRO LS	Primary School	ORDINARY	METRO EAST	5	NQ5	870			4.22											Maintenance 2027/28	
111320439	914	RUSTHOF PRIM.	Primary School	ORDINARY	METRO EAST	6	NQ4	1 135			2.71											Maintenance 2027/28	
107008336	915	ABEDARE PRIM	Primary School	ORDINARY	METRO NORTH	3	NQ4	1 402			4.47											Maintenance 2027/28	
102480061	916	BALVENIE PRIM.	Primary School	ORDINARY	METRO NORTH	5	NQ4	721			2.87											Maintenance 2027/28	Maintenance 2015/16
107007987	917	BLOEKOMBOS SEC	Secondary School	ORDINARY	METRO EAST	7	NQ1	1 531			4.55	x										Maintenance 2027/28	
102309211	918	BOSMANSDAM PRIM.	Primary School	ORDINARY	METRO NORTH	4	NQ5	834			4.05											Maintenance 2027/28	

TEMPLATE 9.1: MAINTENANCE  
USER DEPARTMENT: EDUCATION

EMIS_NO	No	SCHOOL_NAME	SCHOOLTYPE	SECTOR	EDUCATION DISTRICT	CIRCUIT	QUINTILE	TOTAL ENROL	PLANKIE SKOOL	LEASE-SCHOOLS	CONDITION ASSESSMENT	New School	Receiving school	Replacement School	Additional Classrooms	Split Combined School	Decant Gr 8&9	Close School	Purchase leased school	Upgrade hostel	New Hostel	MAINTENANCE PROJECTS	REVISED HISTORIC MAINTENANCE PROJECTS
101309230	919	DE TYGER LAERSKOOL	Primary School	ORDINARY	METRO NORTH	5	NQ5	558			4.21											Maintenance 2027/28	
101308202	920	DURBANVILLE VOORB.	Primary School	ORDINARY	METRO NORTH	7	NQ5	851			4.06											Maintenance 2027/28	
102480312	921	ELNOR PRIM.	Primary School	ORDINARY	METRO NORTH	5	NQ4	447	Part Plankie School		2.52		x	x								Maintenance 2027/28	Maintenance 2015/16
101310232	922	FAIRMONT HS.	Secondary School	ORDINARY	METRO NORTH	7	NQ5	1 336			4.21											Maintenance 2027/28	
100000122	923	FISANTEKRAAL HS	Secondary School	ORDINARY	METRO NORTH	2	NQ1	839			4.55											Maintenance 2027/28	
101309250	924	GENE LOUW PRIM.	Primary School	ORDINARY	METRO NORTH	7	NQ5	1 601			4.12											Maintenance 2027/28	
101309272	925	KENRIDGE PRIM.	Primary School	ORDINARY	METRO NORTH	7	NQ5	1 582			4.13											Maintenance 2027/28	
100000110	926	MELKBOS HIGH SCHOOL	Secondary School	ORDINARY	METRO NORTH	2	NQ5	559			4.35											Maintenance 2027/28	
106493554	927	NEW EISLEBEN SEC	Secondary School	ORDINARY	METRO NORTH	3	NQ3	1 485			4.36				x							Maintenance 2027/28	
101309313	928	PAROW-NOORD PRIM.	Primary School	ORDINARY	METRO NORTH	5	NQ5	615			4.09											Maintenance 2027/28	
107322318	929	SILVERSANDS PRIM	Primary School	ORDINARY	METRO EAST	1	NQ4	1 159			4.03	x										Maintenance 2027/28	
101310310	930	TYGERBERG HS.	Secondary School	ORDINARY	METRO NORTH	5	NQ5	889			4.15											Maintenance 2027/28	
102483575	931	VALHALLA SEK	Secondary School	ORDINARY	METRO NORTH	5	NQ4	362			2.75		x									Maintenance 2027/28	Maintenance 2015/16
101327972	932	VISSERSHOK PRIM.	Primary School	ORDINARY	METRO NORTH	2	NQ3	469			4.03											Maintenance 2027/28	
107008016	933	WALLACEDENE SEC	Secondary School	ORDINARY	METRO EAST	7	NQ3	1 136			4.38											Maintenance 2027/28	
101309374	934	WELGEMOED PRIM.	Primary School	ORDINARY	METRO NORTH	7	NQ5	760			4.04											Maintenance 2027/28	
107331023	935	WELWITSCIHA PRIM	Primary School	ORDINARY	METRO NORTH	3	NQ4	1 063			4.02											Maintenance 2027/28	
105310646	936	DELTA PRIM.	Primary School	ORDINARY	METRO SOUTH	1	NQ4	807			4.36			x								Maintenance 2027/28	
105311243	937	FAIRVIEW PRIM.	Primary School	ORDINARY	METRO SOUTH	3	NQ5	844			4.28			x								Maintenance 2027/28	
105313408	938	GRASSY PARK SEC.	Secondary School	ORDINARY	METRO SOUTH	3	NQ5	911			2.75			x								Maintenance 2027/28	Maintenance 2014/15
106042110	939	NOBANTU PRIM.	Intermediate School	ORDINARY	METRO SOUTH	4	NQ3	569			2.81						x					Maintenance 2027/28	Maintenance 2015/16
105310269	940	NORMAN HENSHILWOOD HS.	Secondary School	ORDINARY	METRO SOUTH	2	NQ5	1 105			4.12											Maintenance 2027/28	
105311103	941	PLANTATION PRIM.	Primary School	ORDINARY	METRO SOUTH	3	NQ5	701			4.36			x								Maintenance 2027/28	
106312703	942	SAMORA MACHEL PRIM	Primary School	ORDINARY	METRO SOUTH	5	NQ3	1 104			4.32	x			x							Maintenance 2027/28	
106041325	943	SIYAZAKHA PRIM.	Primary School	ORDINARY	METRO SOUTH	5	NQ2	1 096			4.18				x							Maintenance 2027/28	
105310321	944	WYNBERG GIRLS' HS.	Secondary School	ORDINARY	METRO SOUTH	2	NQ5	945			4.32											Maintenance 2027/28	
105309382	945	WYNBERG GIRLS' JUNIOR.	Primary School	ORDINARY	METRO SOUTH	2	NQ5	595			4.3											Maintenance 2027/28	

TEMPLATE 9.1: MAINTENANCE  
USER DEPARTMENT: EDUCATION

EMIS_NO	No	SCHOOL_NAME	SCHOOLTYPE	SECTOR	EDUCATION DISTRICT	CIRCUIT	QUINTILE	TOTAL ENROL	PLANKIE SKOOL	LEASE-SCHOOLS	CONDITION ASSESSMENT	New School	Receiving school	Replacement School	Additional Classrooms	Split Combined School	Decant Gr 8&9	Close School	Purchase leased school	Upgrade hostel	New Hostel	MAINTENANCE PROJECTS	REVISED HISTORIC MAINTENANCE PROJECTS
106328634	946	ZANEMFUNDO PRIM.	Primary School	ORDINARY	METRO SOUTH	5	NQ2	1 036			4.05											Maintenance 2027/28	
114330779	947	BISSETSDRIFT PRIM.	Intermediate School	ORDINARY	OVERBERG	3	NQ1	596			4.01		x									Maintenance 2027/28	
115007999	948	GANSBAAI ACADEMIA	Secondary School	ORDINARY	OVERBERG	2	NQ3	728			4.2				x							Maintenance 2027/28	
114330027	949	KATHLEEN MURRAY PRIM.	Primary School	ORDINARY	OVERBERG	2	NQ4	1 163			4.14											Maintenance 2027/28	
117330787	950	SUURBRAAK PRIM.	Intermediate School	ORDINARY	OVERBERG	1	NQ2	416			4.15											Maintenance 2027/28	
117309353	951	SWELLENDAAM LS.	Primary School	ORDINARY	OVERBERG	1	NQ5	439			4.27											Maintenance 2027/28	
115008001	952	ZWELHLE PRIM	Primary School	ORDINARY	OVERBERG	2	NQ2	1 036			4.03											Maintenance 2027/28	
133476137	953	BRANDENBURG PRIM.	Primary School	ORDINARY	WEST COAST	2	NQ1	272			4.15											Maintenance 2027/28	
100000091	954	CEDERBERG ACADEMY	Secondary School	ORDINARY	WEST COAST	4	NQ4	708			4.55											Maintenance 2027/28	
138347043	955	DORINGBAAI PRIM.	Primary School	ORDINARY	WEST COAST	5	NQ1	147			2.11											Maintenance 2027/28	Maintenance 2015/16
133476323	956	EENDEKUIL PRIM.	Primary School	ORDINARY	WEST COAST	2	NQ1	303			4.03		x		x						x	Maintenance 2027/28	
131309287	957	LANGEBAANWEG LS.	Primary School	ORDINARY	WEST COAST	3	NQ5	257			4.03				x							Maintenance 2027/28	
134008284	958	MASIPHATHISANE PRIM	Primary School	ORDINARY	WEST COAST	3	NQ4	1 116			4.19											Maintenance 2027/28	
137312234	959	NUWERUS HS.	Combined School	ORDINARY	WEST COAST	5	NQ3	227			2.02		x			x						Maintenance 2027/28	Maintenance 2015/16
136312206	960	OLIFANTSVALLEI PRIM	Primary School	ORDINARY	WEST COAST	4	NQ5	274			4.08		x		x							Maintenance 2027/28	
136470465	961	P.W. DE BRUIN PRIM.	Intermediate School	ORDINARY	WEST COAST	4	NQ4	705			2.77		x				x					Maintenance 2027/28	Maintenance 2015/16
134309337	962	SALDANHA LS.	Primary School	ORDINARY	WEST COAST	3	NQ5	730			4.06				x							Maintenance 2027/28	
133477338	963	STAWELKLIP MOR PRIM.	Intermediate School	ORDINARY	WEST COAST	2	NQ1	315			4.57						x					Maintenance 2027/28	
102480592	964	NOOITGEDACHT PRIM.	Primary School	ORDINARY	METRO CENTRAL	3	NQ4	734			2.88											Maintenance 2028/29	Maintenance 2014/15
132476404	965	GOEDEHOOP PRIM.	Primary School	ORDINARY	WEST COAST	1	NQ1	100			2.97		x									Maintenance 2028/29	maintenance 2015/16
108470120	966	GROENDAL PRIM.	Primary School	ORDINARY	CAPE WINELANDS	1	NQ1	901			2.9											Maintenance 2028/29	Maintenance 2015/16
109321478	967	PIETER LANGEVELDT PRIM.	Primary School	ORDINARY	CAPE WINELANDS	1	NQ4	636			2.97											Maintenance 2028/29	Maintenance 2015/16
108470449	968	PNIEL PRIM.	Primary School	ORDINARY	CAPE WINELANDS	1	NQ2	554			2.97		x									Maintenance 2028/29	Maintenance 2015/16
108477214	969	SIMONDIUM PRIM.	Intermediate School	ORDINARY	CAPE WINELANDS	2	NQ1	575			2.9											Maintenance 2028/29	Maintenance 2015/16
100000266	970	CONCORDIA HIGH SCHOOL	Secondary School	ORDINARY	EDEN AND CENTRAL KAROO	4	NQ2	1 122														Maintenance 2028/29	
100000267	971	CONCORDIA PRIMARY SCHOOL	Primary School	ORDINARY	EDEN AND CENTRAL KAROO	4	NQ2	838														Maintenance 2028/29	
120350125	972	DIAZ PRIM.	Primary School	ORDINARY	EDEN AND CENTRAL KAROO	2	NQ4	849			3.07				x							Maintenance 2028/29	



TEMPLATE 9.1: MAINTENANCE  
USER DEPARTMENT: EDUCATION

EMIS_NO	No	SCHOOL_NAME	SCHOOLTYPE	SECTOR	EDUCATION DISTRICT	CIRCUIT	QUINTILE	TOTAL ENROL	PLANKIE SKOOL	LEASE-SCHOOLS	CONDITION ASSESSMENT	New School	Receiving school	Replacement School	Additional Classrooms	Split Combined School	Decant Gr 8&9	Close School	Purchase leased school	Upgrade hostel	New Hostel	MAINTENANCE PROJECTS	REVISED HISTORIC MAINTENANCE PROJECTS
119350079	973	FORMOSA PRIM.	Primary School	ORDINARY	EDEN AND CENTRAL KAROO	4	NQ3	1 146			3.13											Maintenance 2028/29	
118353310	974	GEORGE SEK.	Secondary School	ORDINARY	EDEN AND CENTRAL KAROO	3	NQ3	1 673	Primary hostel plus some classrooms		3.04	x		x						x		Maintenance 2028/29	Maintenance 2014/15
119353019	975	KNYSNA SEK.	Secondary School	ORDINARY	EDEN AND CENTRAL KAROO	4	NQ4	1 631			3.35			x						x		Maintenance 2028/29	
119356875	976	KRANSHOEK PRIM.	Primary School	ORDINARY	EDEN AND CENTRAL KAROO	4	NQ1	639			3.78											Maintenance 2028/29	new school
124110254	977	ODTSHOORN HS.	Secondary School	ORDINARY	EDEN AND CENTRAL KAROO	5	NQ5	616			3.06											Maintenance 2028/29	
118353345	978	PACALTSOORP SEK.	Secondary School	ORDINARY	EDEN AND CENTRAL KAROO	2	NQ4	1 273	SIERSTEEN EN ASBES		3.08	x		x								Maintenance 2028/29	
121350095	979	PANORAMA PRIM. (RIVERSDAL)	Primary School	ORDINARY	EDEN AND CENTRAL KAROO	1	NQ3	1 055			3.17				x							Maintenance 2028/29	
119350257	980	RHEENENDAL PRIM.	Intermediate School	ORDINARY	EDEN AND CENTRAL KAROO	4	NQ1	613			3.35			x			x					Maintenance 2028/29	
118358177	981	TOUWSRANTEN VGK PRIM.	Primary School	ORDINARY	EDEN AND CENTRAL KAROO	4	NQ1	340			3.17		x	x								Maintenance 2028/29	
124357200	982	VOLMOED PRIM.	Intermediate School	ORDINARY	EDEN AND CENTRAL KAROO	5	NQ1	215			2.19		x		x		x			x		Maintenance 2028/29	Maintenance 2015/16
103316563	983	GARDEN VILLAGE PRIM.	Primary School	ORDINARY	METRO CENTRAL	4	NQ4	447						x								Maintenance 2028/29	
103313378	984	HAROLD CRESSY HS.	Secondary School	ORDINARY	METRO CENTRAL	2	NQ5	750			4.6											Maintenance 2028/29	
105310409	985	HAZENDAL PRIM.	Primary School	ORDINARY	METRO CENTRAL	3	NQ5	702			3.11			x								Maintenance 2028/29	
103322148	986	KENMERE PRIM.	Primary School	ORDINARY	METRO CENTRAL	4	NQ5	922			3.18											Maintenance 2028/29	
103309308	987	KOEBERG PRIM.	Primary School	ORDINARY	METRO CENTRAL	4	NQ5	384			2.68											Maintenance 2028/29	Maintenance 2015/16
105313610	988	MOUNT VIEW SEC.	Secondary School	ORDINARY	METRO CENTRAL	6	NQ4	803			3.68			x								Maintenance 2028/29	
105313432	989	OAKLANDS SEK.	Secondary School	ORDINARY	METRO CENTRAL	1	NQ5	1 015			4.63											Maintenance 2028/29	
105480754	990	SILVERLEA PRIM.	Primary School	ORDINARY	METRO CENTRAL	3	NQ5	691			2.72											Maintenance 2028/29	Maintenance 2015/16
105311286	991	VOORSPOED PRIM.	Primary School	ORDINARY	METRO CENTRAL	6	NQ4	823			3.34			x								Maintenance 2028/29	
111007178	992	A.C.J. PHAKADE PRIM	Primary School	ORDINARY	METRO EAST	6	NQ2	1 185						x								Maintenance 2028/29	
107321796	993	BLACKHEATH PRIM.	Primary School	ORDINARY	METRO EAST	2	NQ5	1 843			3.34			x								Maintenance 2028/29	
107007988	994	BLUE DOWNS PRIM	Primary School	ORDINARY	METRO EAST	2	NQ5	1 196			4.7											Maintenance 2028/29	
107322326	995	BROOKLANDS PRIM.*	Primary School	ORDINARY	METRO EAST	3	NQ5	769			2.96											Maintenance 2028/29	Maintenance 2015/16
106008233	996	CENTRE OF SCIENCE AND TECHNOLOGY	Secondary School	ORDINARY	METRO EAST	4	NQ3	560														Maintenance 2028/29	
107320323	997	KUILS RIVER PRIM.	Primary School	ORDINARY	METRO EAST	5	NQ4	1 186			3.04			x								Maintenance 2028/29	
110310273	998	PAREL VALLEI HS.	Secondary School	ORDINARY	METRO EAST	6	NQ5	1 224			4.69											Maintenance 2028/29	
100000355	999	PROTEA HEIGHTS ACADEMY	Secondary School	ORDINARY	METRO EAST	2	NQ5	193				x										Maintenance 2028/29	

TEMPLATE 9.1: MAINTENANCE  
USER DEPARTMENT: EDUCATION

EMIS_NO	No	SCHOOL_NAME	SCHOOLTYPE	SECTOR	EDUCATION DISTRICT	CIRCUIT	QUINTILE	TOTAL ENROL	PLANKIE SKOOL	LEASE-SCHOOLS	CONDITION ASSESSMENT	New School	Receiving school	Replacement School	Additional Classrooms	Split Combined School	Decant Gr 8&9	Close School	Purchase leased school	Upgrade hostel	New Hostel	MAINTENANCE PROJECTS	REVISED HISTORIC MAINTENANCE PROJECTS
101323039	1000	SCOTTSDENE SEK.	Secondary School	ORDINARY	METRO EAST	3	NQ5	1 284			3.06			x								Maintenance 2028/29	
111400750	1001	SILUKHANYO PRIM	Primary School	ORDINARY	METRO EAST	6	NQ2	1 255														Maintenance 2028/29	
111322504	1002	SIMANYENE SEC.	Secondary School	ORDINARY	METRO EAST	6	NQ3	1 424														Maintenance 2028/29	
106041339	1003	UXOLO HS.	Secondary School	ORDINARY	METRO EAST	5	NQ3	900			3.03											Maintenance 2028/29	Maintenance 2015/16
107008229	1004	WESTERN CAPE SPORT SCHOOL	Secondary School	ORDINARY	METRO EAST	5	NQ4	345														Maintenance 2028/29	
101321761	1005	ACCORDIONSTRAAT PRIM.	Primary School	ORDINARY	METRO NORTH	1	NQ4	660	LIGTE MONTASIE		3.49			x								Maintenance 2028/29	
102480096	1006	BERGVILLE PRIM.	Primary School	ORDINARY	METRO NORTH	6	NQ4	347	Part Plankie School		3.51		x	x								Maintenance 2028/29	Maintenance 2014/15
101323764	1007	BERNADINO HEIGHTS SEK.	Secondary School	ORDINARY	METRO EAST	7	NQ5	1 390			3.78											Maintenance 2028/29	
102310204	1008	BOSMANSDAM HS.	Secondary School	ORDINARY	METRO NORTH	4	NQ5	802			3.13				x							Maintenance 2028/29	Maintenance 2014/15
102320560	1009	EURECON PRIM.	Primary School	ORDINARY	METRO NORTH	6	NQ4	489	Part Plankie School		2.96			x								Maintenance 2028/29	Maintenance 2015/16
101320218	1010	GOEIE HOOP PRIM.	Primary School	ORDINARY	METRO NORTH	1	NQ4	870	Part Plankie School		3.1			x								Maintenance 2028/29	Maintenance 2014/15
107008334	1011	HINDLE HS	Secondary School	ORDINARY	METRO NORTH	3	NQ4	1 170			4.92											Maintenance 2028/29	
107008335	1012	HINDLE ROAD WEST PRIM	Primary School	ORDINARY	METRO NORTH	3	NQ4	1 314			4.98											Maintenance 2028/29	
107008019	1013	LEIDEN AVENUE PRIM.	Primary School	ORDINARY	METRO NORTH	3	NQ4	1 336			3.48											Maintenance 2028/29	
103322474	1014	MARCONI BEAM PRIM	Primary School	ORDINARY	METRO NORTH	4	NQ4	1 331			3.82											Maintenance 2028/29	Maintenance 2014/15
102480541	1015	MATROOSFONTEIN PRIM.	Primary School	ORDINARY	METRO NORTH	6	NQ4	553	Part Plankie School		2.96			x								Maintenance 2028/29	Maintenance 2015/16
103310260	1016	MILNERTON HS.	Secondary School	ORDINARY	METRO NORTH	4	NQ5	1 088			4.16				x							Maintenance 2028/29	Maintenance 2014/15
101309312	1017	PANORAMA LS.	Primary School	ORDINARY	METRO NORTH	4	NQ5	1 305			4.19				x							Maintenance 2028/29	Maintenance 2014/15
132470414	1018	PARKVIEW PRIM.	Primary School	ORDINARY	METRO NORTH	2	NQ4	743			2.99			x								Maintenance 2028/29	
105008252	1019	SILVERSANDES SEC.	Secondary School	ORDINARY	METRO EAST	1	NQ4	808			3.8	x										Maintenance 2028/29	
103353491	1020	SINENJONGO HS	Secondary School	ORDINARY	METRO NORTH	4	NQ4	913	MOBILE UNITS					x								Maintenance 2028/29	Maintenance 2014/15
107007099	1021	SUNRAY PRIM	Primary School	ORDINARY	METRO NORTH	3	NQ4	1 233			3.16			x								Maintenance 2028/29	
101305604	1022	Tygerberg Hospitaalskool	Hospital School	LSEN	METRO NORTH	5		0														Maintenance 2028/29	
102480843	1023	UITSIG PRIM.	Primary School	ORDINARY	METRO NORTH	6	NQ3	664	BORD		3.01			x								Maintenance 2028/29	Maintenance 2014/15
102308211	1024	VRIJZEE VOORB.	Primary School	ORDINARY	METRO NORTH	4	NQ5	575														Maintenance 2028/29	Maintenance 2014/15
107008015	1025	WALLACEDENE PRIM	Primary School	ORDINARY	METRO EAST	7	NQ3	1 397			4.89	x										Maintenance 2028/29	
103008011	1026	WEST RIDING PRIM	Primary School	ORDINARY	METRO NORTH	4	NQ4	809			3.69											Maintenance 2028/29	Maintenance 2014/15

TEMPLATE 9.1: MAINTENANCE  
USER DEPARTMENT: EDUCATION

EMIS_NO	No	SCHOOL_NAME	SCHOOLTYPE	SECTOR	EDUCATION DISTRICT	CIRCUIT	QUINTILE	TOTAL ENROL	PLANKIE SKOOL	LEASE-SCHOOLS	CONDITION ASSESSMENT	New School	Receiving school	Replacement School	Additional Classrooms	Split Combined School	Decant Gr 8&9	Close School	Purchase leased school	Upgrade hostel	New Hostel	MAINTENANCE PROJECTS	REVISED HISTORIC MAINTENANCE PROJECTS
102309377	1027	WOLRAAD WOLTEMADE PRIM.	Primary School	ORDINARY	METRO NORTH	4	NQ5	536														Maintenance 2028/29	Maintenance 2014/15
100000268	1028	A.Z. BERMAN HIGH SCHOOL	Secondary School	ORDINARY	METRO SOUTH	7	NQ4	609	Mobile school					x								Maintenance 2028/29	
106005107	1029	ENTSHONA PRIM	Primary School	ORDINARY	METRO SOUTH	4	NQ2	782														Maintenance 2028/29	
105310735	1030	FLOREAT PRIM.	Primary School	ORDINARY	METRO SOUTH	1	NQ5	711			2.98											Maintenance 2028/29	Maintenance 2015/16
105310441	1031	HARMONY PRIM.	Primary School	ORDINARY	METRO SOUTH	1	NQ5	660			3.02			x								Maintenance 2028/29	
106325651	1032	KWA-FAKU PRIM	Primary School	ORDINARY	METRO SOUTH	5	NQ3	1 000	PLANKIE		3.16			x								Maintenance 2028/29	
106490245	1033	MERRYDALE PRIM.	Intermediate School	ORDINARY	METRO SOUTH	6	NQ5	1 012			2.95											Maintenance 2028/29	Maintenance 2015/16
106008278	1034	PHILLIPI SEC	Secondary School	ORDINARY	METRO SOUTH	5	NQ2	526			3.53			x								Maintenance 2028/29	
106490334	1035	RIDGEVILLE PRIM.	Primary School	ORDINARY	METRO SOUTH	7	NQ5	799			2.95											Maintenance 2028/29	Maintenance 2015/16
105310638	1036	SULLIVAN PRIM.	Primary School	ORDINARY	METRO SOUTH	1	NQ4	544			2.91											Maintenance 2028/29	Maintenance 2015/16
100000056	1037	WESTLAKE PRIM	Primary School	ORDINARY	METRO SOUTH	2	NQ4	599			4.93				x							Maintenance 2028/29	
114333387	1038	GROENBERG SEK.	Secondary School	ORDINARY	OVERBERG	2	NQ4	1 707	Part Plankie School		3.44			x								Maintenance 2028/29	Maintenance 2015/16
115330175	1039	MOUNT PLEASANT PRIM.	Primary School	ORDINARY	OVERBERG	2	NQ2	734			3.37				x							Maintenance 2028/29	Maintenance 2015/16
115333646	1040	QHAYIYA SEC. SCHOOL	Secondary School	ORDINARY	OVERBERG	2	NQ1	1 168			3.07			x								Maintenance 2028/29	
114330078	1041	SWARTBERG PRIM.	Primary School	ORDINARY	OVERBERG	3	NQ3	1 054	ASBES PANELE		3.24			x								Maintenance 2028/29	
117333417	1042	SWELLENDAM SEK.	Secondary School	ORDINARY	OVERBERG	1	NQ3	1 029			3.16				x							Maintenance 2028/29	Maintenance 2014/15
100000288	1043	UMYEZO WAMA APILE HS	Secondary School	ORDINARY	OVERBERG	2	NQ1	1 053				x										Maintenance 2028/29	
114041326	1044	UMYEZO WAMA APILE PRIM.	Primary School	ORDINARY	OVERBERG	2	NQ1	1 358	PRE-ABANDONED STRUCTURES		3.12			x								Maintenance 2028/29	
132476161	1045	CHATSWORTH AME PRIM.	Primary School	ORDINARY	WEST COAST	1	NQ2	376	PLANKIE	Morris Brown Chapel: AME				x								Maintenance 2028/29	
134470112	1046	EDEN PRIM.	Intermediate School	ORDINARY	WEST COAST	3	NQ4	1 358			3						x					Maintenance 2028/29	Maintenance 2015/16
131470163	1047	HOLVLEI PRIM.	Primary School	ORDINARY	WEST COAST	2	NQ1	43			4.16											Maintenance 2028/29	
138347299	1048	KLEINRIVIER VGK LS	Primary School	ORDINARY	WEST COAST	5	NQ1	216			3.24											Maintenance 2028/29	Maintenance 2015/16
100000124	1049	LOUWVILLE HS	Secondary School	ORDINARY	WEST COAST	3	NQ4	920			3.87			x								Maintenance 2028/29	
138312229	1050	LUTZVILLE HS.	Combined School	ORDINARY	WEST COAST	5	NQ5	405			3.35		x		x							Maintenance 2028/29	Maintenance 2015/16
134477311	1051	ST. AUGUSTINE'S PRIM.	Primary School	ORDINARY	WEST COAST	3	NQ1	171			3.28											Maintenance 2028/29	Maintenance 2015/16
138477362	1052	STEILHOOGTE NGK PRIM.	Primary School	ORDINARY	WEST COAST	5	NQ1	146			3.24											Maintenance 2028/29	Maintenance 2015/16
134473456	1053	WESTON SEK.	Secondary School	ORDINARY	WEST COAST	3	NQ4	1 466			3.19											Maintenance 2028/29	Maintenance 2015/16

TEMPLATE 9.1: MAINTENANCE

USER DEPARTMENT: EDUCATION

EMIS_NO	No	SCHOOL_NAME	SCHOOLTYPE	SECTOR	EDUCATION DISTRICT	CIRCUIT	QUINTILE	TOTAL ENROL	PLANKIE SKOOL	LEASE-SCHOOLS	CONDITION ASSESSMENT	New School	Receiving school	Replacement School	Additional Classrooms	Split Combined School	Decant Gr 8&9	Close School	Purchase leased school	Upgrade hostel	New Hostel	MAINTENANCE PROJECTS	REVISED HISTORIC MAINTENANCE PROJECTS
133470619	1054	WILLEMSVALLEI PRIM.	Intermediate School	ORDINARY	WEST COAST	2	NQ4	1 023			3.49						x					Maintenance 2028/29	
130334634	1055	Eden Skool	Special School	LSEN	Cape Winelands	7		159														Maintenance 2029/30	Maintenance 2016/17
108470201	1056	KLAPMUTS PRIM.	Primary School	ORDINARY	CAPE WINELANDS	1	NQ1	1 326			2.98	x										Maintenance 2029/30	Maintenance 2016/17
108473367	1057	KLEIN NEDERBURG SEK. *	Secondary School	ORDINARY	CAPE WINELANDS	2	NQ4	1 311			2.98											Maintenance 2029/30	Maintenance 2016/17
112470643	1058	ST. ALBANS PRIM.*	Primary School	ORDINARY	CAPE WINELANDS	3	NQ5	1 233	NUWE GEBOU-		3.01											Maintenance 2029/30	Maintenance 2016/17
127330140	1059	W.A. ROSSOUW PRIM.	Intermediate School	ORDINARY	CAPE WINELANDS	8	NQ2	589			3.01											Maintenance 2029/30	Maintenance 2016/17
129330760	1060	WITZENBERG PRIM.	Primary School	ORDINARY	CAPE WINELANDS	5	NQ5	772			2.96											Maintenance 2029/30	Maintenance 2016/17
121112200	1061	ALBERTINIA HS.	Combined School	ORDINARY	EDEN AND CENTRAL KAROO	1	NQ4	487			3.13		x			x						Maintenance 2029/30	Maintenance 2016/17
124353329	1062	MORESTER SEK	Secondary School	ORDINARY	EDEN AND CENTRAL KAROO	6	NQ3	1 270			2.96											Maintenance 2029/30	Maintenance 2016/17
120350664	1063	T.M. NDANDA PRIM	Primary School	ORDINARY	EDEN AND CENTRAL KAROO	2	NQ2	431			3											Maintenance 2029/30	Maintenance 2016/17
142212240	1064	ZWARTBERG HS.	Secondary School	ORDINARY	EDEN AND CENTRAL KAROO	7	NQ5	424			3.01		x					x				Maintenance 2029/30	Maintenance 2016/17
106042301	1065	I. D. MKIZE SEN SEC	Secondary School	ORDINARY	METRO CENTRAL	5	NQ3	1 199			3.57				X							Maintenance 2029/30	Maintenance 2016/17
106042118	1066	INTSHUKUMO SEC.*	Secondary School	ORDINARY	METRO CENTRAL	5	NQ3	945														Maintenance 2029/30	Maintenance 2016/17
106042108	1067	LWAZI PRIM.	Primary School	ORDINARY	METRO CENTRAL	5	NQ2	1 049			2.91				X							Maintenance 2029/30	Maintenance 2016/17
105483486	1068	MANENBERG SEK.	Secondary School	ORDINARY	METRO CENTRAL	5	NQ4	846			3.08											Maintenance 2029/30	Maintenance 2016/17
105483494	1069	PHOENIX SEK.	Secondary School	ORDINARY	METRO CENTRAL	5	NQ4	789			3.23											Maintenance 2029/30	Maintenance 2016/17
105480819	1070	THORNTONWEG PRIM.	Primary School	ORDINARY	METRO CENTRAL	5	NQ4	322			2.66											Maintenance 2029/30	Maintenance 2016/17
106041317	1071	HOPOLANG PRIM.	Intermediate School	ORDINARY	METRO EAST	4	NQ3	734	PREFABRICA TED		3.67			x								Maintenance 2029/30	Maintenance 2016/17
106041215	1072	IKHWEZI leSIZWE PRIM.	Primary School	ORDINARY	METRO EAST	3	NQ3	699			3.09											Maintenance 2029/30	Maintenance 2016/17
107320803	1073	R.R. FRANKS PRIM.	Primary School	ORDINARY	METRO EAST	2	NQ5	898			3.04											Maintenance 2029/30	Maintenance 2016/17
111323896	1074	RUSTHOF SEK.*	Secondary School	ORDINARY	METRO EAST	6	NQ4	1 063			3.13											Maintenance 2029/30	Maintenance 2016/17
107320331	1075	SAREPTA PRIM.	Primary School	ORDINARY	METRO EAST	5	NQ5	1 034			3.04											Maintenance 2029/30	Maintenance 2016/17
106041210	1076	SOBAMBISANA PRIM.	Primary School	ORDINARY	METRO EAST	3	NQ2	1 087			3.13											Maintenance 2029/30	Maintenance 2016/17
111323721	1077	STRAND SEK.	Secondary School	ORDINARY	METRO EAST	6	NQ4	1 127			3.07											Maintenance 2029/30	Maintenance 2016/17
132473316	1078	ATLANTIS SEK.	Secondary School	ORDINARY	METRO NORTH	2	NQ5	1 608			2.97	x										Maintenance 2029/30	Maintenance 2016/17
132470139	1079	GROSVENOR PRIM.	Primary School	ORDINARY	METRO NORTH	2	NQ4	697			2.91											Maintenance 2029/30	Maintenance 2016/17
132470198	1080	KERRIA PRIM.	Primary School	ORDINARY	METRO NORTH	2	NQ5	1 026			3.11	x										Maintenance 2029/30	Maintenance 2016/17

TEMPLATE 9.1: MAINTENANCE  
USER DEPARTMENT: EDUCATION

EMIS_NO	No	SCHOOL_NAME	SCHOOLTYPE	SECTOR	EDUCATION DISTRICT	CIRCUIT	QUINTILE	TOTAL ENROL	PLANKIE SKOOL	LEASE-SCHOOLS	CONDITION ASSESSMENT	New School	Receiving school	Replacement School	Additional Classrooms	Split Combined School	Decant Gr 8&9	Close School	Purchase leased school	Upgrade hostel	New Hostel	MAINTENANCE PROJECTS	REVISED HISTORIC MAINTENANCE PROJECTS
132473332	1081	PROTEUS SEK.	Secondary School	ORDINARY	METRO NORTH	2	NQ5	1 227			3.26											Maintenance 2029/30	Maintenance 2016/17
102483532	1082	RANGE SEK.	Secondary School	ORDINARY	METRO NORTH	5	NQ4	355			3											Maintenance 2029/30	Maintenance 2016/17
105311596	1083	PRINCE GEORGE PRIM.	Primary School	ORDINARY	METRO SOUTH	1	NQ4	751			3.03											Maintenance 2029/30	Maintenance 2016/17
104041331	1084	UKHANYO PRIM.*	Primary School	ORDINARY	METRO SOUTH	1	NQ2	1 588			2.98											Maintenance 2029/30	Maintenance 2016/17
114309607	1085	KLEINMOND LAER.	Primary School	ORDINARY	OVERBERG	2	NQ4	224			3.05				x							Maintenance 2029/30	Maintenance 2016/17
114330671	1086	RIVIERSONDEREND PRIM.	Intermediate School	ORDINARY	OVERBERG	3	NQ3	604			3.2				x		x					Maintenance 2029/30	Maintenance 2016/17
136312208	1087	AUGSBURG LANDBOUGIMNASIUM	Combined School	ORDINARY	WEST COAST	4	NQ5	507			3.16					x						Maintenance 2029/30	Maintenance 2016/17
132470287	1088	LIEBENBERG PRIM.*	Primary School	ORDINARY	WEST COAST	1	NQ2	1 593			3.41											Maintenance 2029/30	Maintenance 2016/17
138347264	1089	NAASTDRIFT PRIM.	Primary School	ORDINARY	WEST COAST	5	NQ1	187			3.42		x		x							Maintenance 2029/30	Maintenance 2016/17
133309324	1090	REDELINGHUIS LS.*	Primary School	ORDINARY	WEST COAST	2	NQ5	76			3.06		x		x				x			Maintenance 2029/30	Maintenance 2016/17
134302600	1091	Weskus Spesiale Skool	School of skills	LSEN	WEST COAST	3		431														Maintenance 2029/30	Maintenance 2016/17
127337447	1092	A.F. KRIEL VGK PRIM.	Primary School	ORDINARY	CAPE WINELANDS	8	NQ1	42		VGK: Montagu	3.66							x					
130338087	1093	AAN DE DOORNS NGK PRIM.	Primary School	ORDINARY	CAPE WINELANDS	7	NQ1	150		VGK: Worcester Oos			x						x				
126337994	1094	ACHTERTUIN AME PRIM.	Primary School	ORDINARY	CAPE WINELANDS	4	NQ2	132		AME Church	3.67		x										
126336831	1095	AGTERWITZENBERG VGK PRIM.	Primary School	ORDINARY	CAPE WINELANDS	4	NQ1	83		VGK: P A Hamlet	3.47							x					
108470023	1096	ALFONS PRIM.	Primary School	ORDINARY	CAPE WINELANDS	3	NQ1	182	SIERSTEEN EN ASBES		3.38							x					
127337404	1097	BADEN NGK PRIM.	Primary School	ORDINARY	CAPE WINELANDS	8	NQ1	39		VGK Montagu								x					
108476730	1098	BERGENDAL SSKV PRIM.	Intermediate School	ORDINARY	CAPE WINELANDS	2	NQ1	360		Mr R Seidel								x					
112476072	1099	BERGRIVIER NGK PRIM.	Primary School	ORDINARY	CAPE WINELANDS	3	NQ1	67		VGK: Wellington	3.12							x					
130330426	1100	BET-EL PRIM.	Primary School	ORDINARY	CAPE WINELANDS	5	NQ1	101		NG Kerk Vallei Worcester	3.57							x					
130338133	1101	BO-DOORNRIVIER PRIM.	Primary School	ORDINARY	CAPE WINELANDS	7	NQ1	58			3.57							x					
117338273	1102	BOESMANSRIVIER NGK PRIM.	Primary School	ORDINARY	CAPE WINELANDS	8	NQ1	141		Mr L Joubert													Maintenance 2014/15
126336963	1103	BOPLAAS NGK PRIM.	Primary School	ORDINARY	CAPE WINELANDS	4	NQ3	154		Frans van der Merwe								x	x				
112476110	1104	BOSPLAAS NGK PRIM.	Primary School	ORDINARY	CAPE WINELANDS	3	NQ1	39		Mr A van Santen	3.13												
130338214	1105	BOTHA'S HALTE NGK PRIM.	Primary School	ORDINARY	CAPE WINELANDS	5	NQ1	107		Anna Trust	3.76							x					
130338427	1106	BRANDWACHT NGK PRIM.	Primary School	ORDINARY	CAPE WINELANDS	5	NQ3	132		VGK Kerk Adderleystraat								x					
130309218	1107	BREERIVIER LS.	Primary School	ORDINARY	CAPE WINELANDS	5	NQ5	40			3.28							x					

TEMPLATE 9.1: MAINTENANCE  
USER DEPARTMENT: EDUCATION

EMIS_NO	No	SCHOOL_NAME	SCHOOLTYPE	SECTOR	EDUCATION DISTRICT	CIRCUIT	QUINTILE	TOTAL ENROL	PLANKIE SKOOL	LEASE-SCHOOLS	CONDITION ASSESSMENT	New School	Receiving school	Replacement School	Additional Classrooms	Split Combined School	Decant Gr 8&9	Close School	Purchase leased school	Upgrade hostel	New Hostel	MAINTENANCE PROJECTS	REVISED HISTORIC MAINTENANCE PROJECTS
126338842	1108	BRITSUM NGK PRIM.	Primary School	ORDINARY	CAPE WINELANDS	4	NQ2	64		Mnr de Kock/VGK								x					Maintenance 2014/15
117337811	1109	BRUINTJIESRIVIER EK PRIM.	Primary School	ORDINARY	CAPE WINELANDS	8	NQ1	118		Diocese of George			x										
128338532	1110	BUFFELSKLOOF SSKV PRIM.	Primary School	ORDINARY	CAPE WINELANDS	7	NQ1	30		Mnr Mark Tolmay								x					
126330094	1111	CERES PRIM.	Intermediate School	ORDINARY	CAPE WINELANDS	4	NQ4	578	OPSLAANGEB OUE & STEEN		3.2			x			x						
108473480	1112	CHARLESTON HILL SEK.	Secondary School	ORDINARY	CAPE WINELANDS	2	NQ2	1 112	ASBES		3.47			x									
127337528	1113	CONCORDIA NGK PRIM.	Primary School	ORDINARY	CAPE WINELANDS	8	NQ1	123		VGK: Montagu	3.06		x										
128330086	1114	DAGBREEK LS	Primary School	ORDINARY	CAPE WINELANDS	7	NQ3	975	OPSLAAN		3.16			x									
126336998	1115	DE MEUL NGK PRIM.	Primary School	ORDINARY	CAPE WINELANDS	4	NQ2	45		Mnr BS du Toit	3.12							x					
130330701	1116	DE TUINEN PRIM.	Intermediate School	ORDINARY	CAPE WINELANDS	5	NQ5	546	GROEN MET HOUTPANELE		3.08			x									
126336769	1117	DIE EIKE VGK PRIM.	Intermediate School	ORDINARY	CAPE WINELANDS	4	NQ1	228		Witzenberg Properties						x							
126337099	1118	DRIEFONTEIN NGK PRIM.	Primary School	ORDINARY	CAPE WINELANDS	4	NQ2	50		Mr G Gibson	3.81							x					
128337641	1119	EILANDIA NGK PRIM.	Primary School	ORDINARY	CAPE WINELANDS	7	NQ1	60		Pieter Hartze	2.89							x					
129338745	1120	ERRIE MOLLER NGK PRIM.	Primary School	ORDINARY	CAPE WINELANDS	5	NQ1	95		Janus Goosen	3.42							x					
126336858	1121	EZELFONTEIN NGK PRIM.	Primary School	ORDINARY	CAPE WINELANDS	4	NQ1	84		Mr D Malherbe								x					
126336823	1122	FAIRFIELD NGK PRIM.	Primary School	ORDINARY	CAPE WINELANDS	4	NQ1	35		Mr C Malherbe	3.12							x					
127337412	1123	FRANSIE DU TOIT NGK PRIM.	Primary School	ORDINARY	CAPE WINELANDS	8	NQ1	39		VGK: Montagu								x					
127337544	1124	G.B. BATT NGK PRIM.	Primary School	ORDINARY	CAPE WINELANDS	8	NQ1	40		VGK: Montagu								x					
117338435	1125	GELUKSHOOP NGK PRIM.	Primary School	ORDINARY	CAPE WINELANDS	8	NQ1	96		AP Rossouw			x						x				
130337978	1126	GLEN HEATLIE AME PRIM.	Primary School	ORDINARY	CAPE WINELANDS	6	NQ1	206		AME Church													
130337943	1127	GOUDINI BAD NGK PRIM.	Primary School	ORDINARY	CAPE WINELANDS	5	NQ2	64		Mr Reed	3.21							x					
128330868	1128	GOUDMYN PRIM.	Primary School	ORDINARY	CAPE WINELANDS	8	NQ1	41	OPSLAAN GEBOUW	VGK	3.33							x					
112476439	1129	GROENBERG NGK PRIM.	Primary School	ORDINARY	CAPE WINELANDS	3	NQ1	146		Wagenmakersv allei	3.39							x					
128337617	1130	HUGUENOOT VGK PRIM.	Primary School	ORDINARY	CAPE WINELANDS	7	NQ1	142		VGK: Robertson			x						x				
130041116	1131	IRIS QWELA PRIM	Primary School	ORDINARY	CAPE WINELANDS	6	NQ1	224		GHV Trust	3.65	x						x					
108476501	1132	JOOSTENBERG SSKV PRIM.	Primary School	ORDINARY	CAPE WINELANDS	2	NQ1	525		Mr PH Myburgh	3.98												
109325694	1133	KAYAMANDI PRIM.	Primary School	ORDINARY	CAPE WINELANDS	1	NQ1	1 091	Mobile school		4			x									
127330892	1134	KEEROM SSKV PRIM.	Primary School	ORDINARY	CAPE WINELANDS	8	NQ1	19		Mnr L Engelbrecht								x					

TEMPLATE 9.1: MAINTENANCE  
USER DEPARTMENT: EDUCATION

EMIS_NO	No	SCHOOL_NAME	SCHOOLTYPE	SECTOR	EDUCATION DISTRICT	CIRCUIT	QUINTILE	TOTAL ENROL	PLANKIE SKOOL	LEASE-SCHOOLS	CONDITION ASSESSMENT	New School	Receiving school	Replacement School	Additional Classrooms	Split Combined School	Decant Gr 8&9	Close School	Purchase leased school	Upgrade hostel	New Hostel	MAINTENANCE PROJECTS	REVISED HISTORIC MAINTENANCE PROJECTS
127337536	1135	KEISIE VGK PRIM.	Primary School	ORDINARY	CAPE WINELANDS	8	NQ1	103		VGK Montagu	3.18		x										
126336807	1136	KOELFONTEIN NGK PRIM.	Primary School	ORDINARY	CAPE WINELANDS	4	NQ2	64		J Conradie	4.03							x					
126337013	1137	KROMLIN PRIM.	Primary School	ORDINARY	CAPE WINELANDS	4	NQ2	116		Du Toit Group - Ceres	3.33							x					
108470295	1138	L.K. ZEEMAN PRIM.	Primary School	ORDINARY	CAPE WINELANDS	2	NQ2	209	VOORAFVER VAARDIG		3.49							x					
129338753	1139	LA PLAISANTE NGK PRIM.	Primary School	ORDINARY	CAPE WINELANDS	5	NQ1	93			3.35							x					
126336890	1140	LAATEDRIF NGK PRIM.	Intermediate School	ORDINARY	CAPE WINELANDS	4	NQ2	48	STEEN EN ASBES	PR Cillie								x					
128337625	1141	LE CHASSEUR VGK PRIM.	Intermediate School	ORDINARY	CAPE WINELANDS	7	NQ1	176		VGK: Robertson Wes			x						x				
130338729	1142	LEIPZIG SSKV PRIM.	Primary School	ORDINARY	CAPE WINELANDS	7	NQ1	52		Leipzig School Society								x					
130330434	1143	LEMOENPOORT PRIM.	Primary School	ORDINARY	CAPE WINELANDS	7	NQ1	97		Pieter Daniel Viljoen								x					
117337846	1144	LEMOENSHOEK NGK PRIM.	Primary School	ORDINARY	CAPE WINELANDS	8	NQ1	57		Fullard Farming Estate													
130337935	1145	LORRAINE NGK PRIM.	Primary School	ORDINARY	CAPE WINELANDS	5	NQ1	175	MOBILE UNITS	Mnr J de Wet								x					
108470309	1146	MAGNOLIA PRIM.	Primary School	ORDINARY	CAPE WINELANDS	2	NQ2	614	Plankie school		3.33			x									
117338303	1147	MARAISDAL NGK PRIM.	Primary School	ORDINARY	CAPE WINELANDS	8	NQ1	62		HP van der Merwe								x					
126336785	1148	MATJIESRIVIER NGK PRIM.	Primary School	ORDINARY	CAPE WINELANDS	4	NQ2	43		Mnr Okkie Geldenhuys	3.38							x					
117337692	1149	MIDDELRIWIER PRIM.	Primary School	ORDINARY	CAPE WINELANDS	8	NQ1	55			3.69							x					
129338761	1150	MONTRONGE VGK PRIM.	Primary School	ORDINARY	CAPE WINELANDS	5	NQ2	215		VGK: Tulbagh	3.34							x					
126330507	1151	MOOI-UITSIG PRIM.	Primary School	ORDINARY	CAPE WINELANDS	4	NQ5	773	NOVO-GEDEELTES		2.92		x	x									Maintenance 2015/16
126330213	1152	MORRISDALE PRIM.	Intermediate School	ORDINARY	CAPE WINELANDS	4	NQ5	986	HOUTPANELE		4.09			x			x						Maintenance 2014/15
108470325	1153	NEDERBURG PRIM.	Primary School	ORDINARY	CAPE WINELANDS	2	NQ2	591	Plankie school		3.71			x									
108470333	1154	NEW ORLEANS PRIM.	Intermediate School	ORDINARY	CAPE WINELANDS	2	NQ3	456	Plankie school		3.54			x									
130338109	1155	NIEUWE MORGEN PRIM.	Primary School	ORDINARY	CAPE WINELANDS	7	NQ1	131	NOVO & STEEN		3.71		x	x									
108042116	1156	NONDZAME PRIM. (S.A.)	Primary School	ORDINARY	CAPE WINELANDS	1	NQ1	83	Mobile school		3.59							x					
126336793	1157	NORTHBRIDGE NGK PRIM.	Primary School	ORDINARY	CAPE WINELANDS	4	NQ2	27		ML Geldenhuys								x					
130338222	1158	NUYSTASIE NGK PRIM.	Primary School	ORDINARY	CAPE WINELANDS	7	NQ1	83		VGK: Worcester Oos								x					
130330833	1159	ORCHARD PRIM.	Intermediate School	ORDINARY	CAPE WINELANDS	6	NQ1	757		VGK: De Doorns									x				
130338249	1160	OVERHEX NGK PRIM.	Primary School	ORDINARY	CAPE WINELANDS	7	NQ1	299	VOORAFVER VAARDIGDE	VGK: Worcester	3.3		x	x					x				
126336777	1161	PAARDEKLOOF NGK PRIM.	Intermediate School	ORDINARY	CAPE WINELANDS	4	NQ2	164		Du Toit Groep	3.06		x										



TEMPLATE 9.1: MAINTENANCE  
USER DEPARTMENT: EDUCATION

EMIS_NO	No	SCHOOL_NAME	SCHOOLTYPE	SECTOR	EDUCATION DISTRICT	CIRCUIT	QUINTILE	TOTAL ENROL	PLANKIE SKOOL	LEASE-SCHOOLS	CONDITION ASSESSMENT	New School	Receiving school	Replacement School	Additional Classrooms	Split Combined School	Decant Gr 8&9	Close School	Purchase leased school	Upgrade hostel	New Hostel	MAINTENANCE PROJECTS	REVISED HISTORIC MAINTENANCE PROJECTS
108470392	1162	PAARLZICHT PRIM.	Primary School	ORDINARY	CAPE WINELANDS	2	NQ2	996	VOORAFVER VAARDIG		3.82			x									
130338176	1163	PETRA GEDENK PRIM.	Primary School	ORDINARY	CAPE WINELANDS	5	NQ3	253	VOORAFVER VAARDIG		3.06		x	x									
126337005	1164	PIET HUGO GEDENK NGK PRIM.	Primary School	ORDINARY	CAPE WINELANDS	4	NQ2	118		Witzenberg Properties	3.22		x										
127337552	1165	PIETERSFONTEIN NGK PRIM.	Primary School	ORDINARY	CAPE WINELANDS	8	NQ1	28		VGK Montagu								x					
128337560	1166	RETREAT NGK PRIM.	Primary School	ORDINARY	CAPE WINELANDS	7	NQ1	29		VGK: Robertson Wes								x					
126338877	1167	RIETFONTEIN NGK PRIM.(WORC)	Primary School	ORDINARY	CAPE WINELANDS	4	NQ2	70		Mnr W van Zyl	3.12							x					
127337471	1168	RIETVLEI NR 1 EK PRIM. (MONTAGU)	Primary School	ORDINARY	CAPE WINELANDS	8	NQ1	38		Church								x					
127338850	1169	RIETVLEI NR 2 NGK PRIM.	Primary School	ORDINARY	CAPE WINELANDS	8	NQ1	38		VGK: Montagu								x					
128338680	1170	RIVERSIDE SSKV PRIM.	Primary School	ORDINARY	CAPE WINELANDS	7	NQ1	34		Ms Amanda Conradie	3.53							x					
126330310	1171	ROSENDAL PRIM.	Primary School	ORDINARY	CAPE WINELANDS	4	NQ2	27	HARD BOARD	Mr JH van Huffel								x					
130338567	1172	SCHERPENHEUWEL PRIM.	Primary School	ORDINARY	CAPE WINELANDS	7	NQ1	72			3.71							x					
130337927	1173	SLANGHOEK NGK PRIM.	Primary School	ORDINARY	CAPE WINELANDS	5	NQ3	242		VGK Kerk Goudini	3.59												
109327999	1174	ST. IDAS RK PRIM.	Primary School	ORDINARY	CAPE WINELANDS	1	NQ3	241		Dominican Sisters													
109327352	1175	ST. VINCENT RC PRIM.	Primary School	ORDINARY	CAPE WINELANDS	1	NQ1	878		Oblate Sisters van Koelenhof									x				
130336335	1176	STETTYN PRIM.	Primary School	ORDINARY	CAPE WINELANDS	7	NQ1	97		Mnr George Botha								x					
127338826	1177	STOCKWELL NGK PRIM.	Primary School	ORDINARY	CAPE WINELANDS	8	NQ1	107		VGK Ashton	2.74							x					
128337420	1178	TALANA NGK PRIM.	Primary School	ORDINARY	CAPE WINELANDS	8	NQ1	40		VGK: Montagu	3.65							x					
126338893	1179	TANDFONTEIN NGK PRIM.	Primary School	ORDINARY	CAPE WINELANDS	4	NQ2	126		Du Toit Boerdery	3.51							x					
129312252	1180	TULBAGH HS.	Combined School	ORDINARY	CAPE WINELANDS	5	NQ5	322			3.54	x			x								
129338788	1181	TWEE JONGE GEZELLEN VGK PRIM.	Primary School	ORDINARY	CAPE WINELANDS	5	NQ2	201		VGK Tulbagh	3.23							x					
128337587	1182	UITNOOD NGK PRIM.	Primary School	ORDINARY	CAPE WINELANDS	7	NQ1	106		Mnr E Bruwer								x					
130330469	1183	VICTORIAPARK PRIM.	Primary School	ORDINARY	CAPE WINELANDS	5	NQ4	998	PRE-FAB PANELS		3.23			x									
128330280	1184	VINKRIVIER PRIM.	Primary School	ORDINARY	CAPE WINELANDS	7	NQ1	51	ASBES EN STEEN		3.01							x					
109321893	1185	VLOTTENBURG PRIM.	Primary School	ORDINARY	CAPE WINELANDS	1	NQ1	303		Elsabe Bezuidenhout	3.06							x					
112477532	1186	VOOR-GROENBERG NGK PRIM.	Primary School	ORDINARY	CAPE WINELANDS	3	NQ1	69		Wagenmakersv allei								x					
126337048	1187	VOORSORG NGK PRIM.	Primary School	ORDINARY	CAPE WINELANDS	4	NQ2	63			3.34							x					
117338354	1188	WABOOMSHEUWEL NGK PRIM.	Primary School	ORDINARY	CAPE WINELANDS	8	NQ1	79		Dawid Rossouw								x					

TEMPLATE 9.1: MAINTENANCE  
USER DEPARTMENT: EDUCATION

EMIS_NO	No	SCHOOL_NAME	SCHOOLTYPE	SECTOR	EDUCATION DISTRICT	CIRCUIT	QUINTILE	TOTAL ENROL	PLANKIE SKOOL	LEASE-SCHOOLS	CONDITION ASSESSMENT	New School	Receiving school	Replacement School	Additional Classrooms	Split Combined School	Decant Gr 8&9	Close School	Purchase leased school	Upgrade hostel	New Hostel	MAINTENANCE PROJECTS	REVISED HISTORIC MAINTENANCE PROJECTS
112477540	1189	WAGENMAKERSVALLEI NGK PRIM.	Primary School	ORDINARY	CAPE WINELANDS	3	NQ1	260		Wagenmakersv allei	3.58												
128338281	1190	WAKKERSTROOM-OOS NGK PRIM.	Primary School	ORDINARY	CAPE WINELANDS	8	NQ1	64		L Klue	3.85							x					
128330655	1191	WAKKERSTROOM-WES PRIM.	Intermediate School	ORDINARY	CAPE WINELANDS	8	NQ1	476	PLANKIE		3.87			x									
126338664	1192	WANGANELLA NGK PRIM.	Primary School	ORDINARY	CAPE WINELANDS	4	NQ2	115		Mr Rattray	3.26												
127338656	1193	WARDIA VGK PRIM.	Primary School	ORDINARY	CAPE WINELANDS	8	NQ1	57		VGK Montagu								x					
109327409	1194	WEBER GEDENK NGK PRIM.	Primary School	ORDINARY	CAPE WINELANDS	1	NQ2	535		Rynse VGK	3.22								x				
126336815	1195	WELGEMOED NGK PRIM.	Primary School	ORDINARY	CAPE WINELANDS	4	NQ1	31		Mr Josef D Kruger								x					
128337595	1196	WELTEVREDE NGK PRIM. (ROBERTS)	Primary School	ORDINARY	CAPE WINELANDS	7	NQ1	19		Mnr P Kriel								x					
130337951	1197	WELTEVREDE NGK PRIM.(WORCESTER)	Primary School	ORDINARY	CAPE WINELANDS	5	NQ2	189		VGK: De Nova Rawsonville								x					
126336874	1198	WELVAART NGK PRIM.	Primary School	ORDINARY	CAPE WINELANDS	4	NQ2	41		Mnr P Karstens	3.77							x					
117337838	1199	WELVILLE EK PRIM.	Primary School	ORDINARY	CAPE WINELANDS	8	NQ1	46		St Stephen Anglican Church								x					
108470589	1200	WEMMERSHOEK PRIM.	Primary School	ORDINARY	CAPE WINELANDS	1	NQ1	344	GREEN- LIGTE MONTASIE		2.86			x									Maintenance 2015/16
128337668	1201	WILLEM BUCHHOLZ NGK PRIM.	Primary School	ORDINARY	CAPE WINELANDS	7	NQ1	86		(Zevenfontein Trust)								x					
108470627	1202	WILLIAM LLOYD PRIM.	Primary School	ORDINARY	CAPE WINELANDS	2	NQ4	838	Plankie school		3.38			x									
130338001	1203	WORCESTER MOSLEM PRIMÉR	Primary School	ORDINARY	CAPE WINELANDS	6	NQ4	226		Worcester Muslim Jamaa													
130338117	1204	WORCESTER NGK OEFEN PRIM.	Primary School	ORDINARY	CAPE WINELANDS	5	NQ4	743		VGK Worcester Francisco De Gouveia													
130338400	1205	WORCESTER RK PRIM.	Intermediate School	ORDINARY	CAPE WINELANDS	6	NQ4	519			3.02							x					
130330272	1206	WYSERSDRIFT PRIM.	Primary School	ORDINARY	CAPE WINELANDS	5	NQ1	176	MOBILE UNITS		3.32		x	x									
125357758	1207	AVONTUUR LB PRIM.	Primary School	ORDINARY	EDEN AND CENTRAL KAROO	6	NQ1	127		Evangelies Lutherse Kerk								x					
140337331	1208	BAARTMANSFONTEIN NGK PRIM.	Primary School	ORDINARY	EDEN AND CENTRAL KAROO	7	NQ1	30		VGK Laingsburg								x					
124350044	1209	BERGSIG PRIM.	Primary School	ORDINARY	EDEN AND CENTRAL KAROO	6	NQ2	1 148	ASBES PANELE		3.18				x								
121109217	1210	BERTIE BARNARD LS.	Primary School	ORDINARY	EDEN AND CENTRAL KAROO	1	NQ5	208	VOORAFVER VAARDIGDE PANELE						x								
119356735	1211	BRACKEN HILL EK PRIM.	Primary School	ORDINARY	EDEN AND CENTRAL KAROO	4	NQ1	50		Diocese of George								x					
121357413	1212	BRAKFRONTEIN EK PRIM.	Primary School	ORDINARY	EDEN AND CENTRAL KAROO	1	NQ1	40			3.09							x					
124353361	1213	BRIDGTON SEK.	Secondary School	ORDINARY	EDEN AND CENTRAL KAROO	5	NQ3	1 441	VOORAFVER VAARDIGDE LIGTE		3.5				x								
125357871	1214	BRITSEVLAKTE NGK PRIM.	Primary School	ORDINARY	EDEN AND CENTRAL KAROO	6	NQ1	36		JH Barnardt								x					
118350117	1215	CONVILLE PRIM.	Intermediate School	ORDINARY	EDEN AND CENTRAL KAROO	3	NQ3	1 067	VOORAFVER VAARDIG		3.7				x								

TEMPLATE 9.1: MAINTENANCE

USER DEPARTMENT: EDUCATION

EMIS_NO	No	SCHOOL_NAME	SCHOOLTYPE	SECTOR	EDUCATION DISTRICT	CIRCUIT	QUINTILE	TOTAL ENROL	PLANKIE SKOOL	LEASE-SCHOOLS	CONDITION ASSESSMENT	New School	Receiving school	Replacement School	Additional Classrooms	Split Combined School	Decant Gr 8&9	Close School	Purchase leased school	Upgrade hostel	New Hostel	MAINTENANCE PROJECTS	REVISED HISTORIC MAINTENANCE PROJECTS
123356883	1216	DANKOORD VGK PRIM.	Primary School	ORDINARY	EDEN AND CENTRAL KAROO	5	NQ1	117		VGK: Zoar								x					
125357847	1217	DE HOOP LAER.	Primary School	ORDINARY	EDEN AND CENTRAL KAROO	6	NQ1	35		RH Dodgson								x					
124358118	1218	DE JAGER VGK PRIM.	Primary School	ORDINARY	EDEN AND CENTRAL KAROO	5	NQ1	135	CEMENTAND PREFAB	Piet Botha Schoeman							x						
124350133	1219	DE VILLIERS PRIM.	Primary School	ORDINARY	EDEN AND CENTRAL KAROO	5	NQ2	673	VOORAFVER VAARDIG		2.72				x								
116330388	1220	DE WAALVILLE PRIM.	Primary School	ORDINARY	EDEN AND CENTRAL KAROO	1	NQ4	941	VOORAFVER VAARDIG		2.95		x	x									
118350370	1221	DELLVILLE PARK PRIM.	Primary School	ORDINARY	EDEN AND CENTRAL KAROO	2	NQ4	1 178	HARDEBORD EN STEEN		3.24				x								
120350419	1222	DENNEPRAG PRIM.	Primary School	ORDINARY	EDEN AND CENTRAL KAROO	2	NQ1	51	HOUTSTRUKT UUR		2.56							x					
118356271	1223	DIEPKLOOF VGK PRIM.	Primary School	ORDINARY	EDEN AND CENTRAL KAROO	2	NQ1	162		VGK: Blanco								x					
124350338	1224	DYSELSDORP PRIM.	Primary School	ORDINARY	EDEN AND CENTRAL KAROO	6	NQ1	730	Plankie school						x								
119350036	1225	FRAAISIG PRIM.	Primary School	ORDINARY	EDEN AND CENTRAL KAROO	4	NQ4	733	VOORAFVER VAARDIG		3.97				x								
122356026	1226	GAMKA-OOS PRIM.	Intermediate School	ORDINARY	EDEN AND CENTRAL KAROO	5	NQ1	304	ASBESBORD	Mnr R Barry					x		x		x		x		
118356298	1227	GEELHOUTBOOM VGK PRIM.	Primary School	ORDINARY	EDEN AND CENTRAL KAROO	3	NQ1	109		VGK: Blanco	3.79							x					
121357588	1228	GOEDGEGUN VGK PRIM.	Primary School	ORDINARY	EDEN AND CENTRAL KAROO	1	NQ1	43		Wilhelm Zietsman								x					
120350354	1229	GROOT BRAKRIVIER PRIM.	Primary School	ORDINARY	EDEN AND CENTRAL KAROO	2	NQ3	948	VOORAFVER VAARDIG		2.95				x								
124356182	1230	GROOTKRAAL UCC PRIM.	Primary School	ORDINARY	EDEN AND CENTRAL KAROO	5	NQ1	172		Await court's decision								x					
119356689	1231	HARKERVILLE EK PRIM.	Primary School	ORDINARY	EDEN AND CENTRAL KAROO	4	NQ1	68		Diocese of George	3.27							x					
118350109	1232	HEIDEDAL PRIM.	Primary School	ORDINARY	EDEN AND CENTRAL KAROO	3	NQ2	1 342	PLANKIE		3.24				x								
123356891	1233	HOEKO VGK PRIM.	Primary School	ORDINARY	EDEN AND CENTRAL KAROO	5	NQ1	89		VGK Zoar								x					
118104601	1234	HOLY CROSS PRIM. (George)	Primary School	ORDINARY	EDEN AND CENTRAL KAROO	3	NQ5	384		Diocese of the Holy Cross in SA													
118358681	1235	HOOGEKRAAL SSKV PRIM.	Primary School	ORDINARY	EDEN AND CENTRAL KAROO	2	NQ1	41										x					
124356247	1236	HOTOMSKLOOF PRIM.	Primary School	ORDINARY	EDEN AND CENTRAL KAROO	6	NQ1	56	MOBILE UNITS	Ms Hazel Jonker								x					
142360317	1237	KLAARSTROOM PRIM.	Primary School	ORDINARY	EDEN AND CENTRAL KAROO	7	NQ1	99			3.64							x					
139366129	1238	KLAWERVLEI PRIM.	Primary School	ORDINARY	EDEN AND CENTRAL KAROO	7	NQ1	45										x					
118356409	1239	KLIPDRIFT EK PRIM.	Primary School	ORDINARY	EDEN AND CENTRAL KAROO	6	NQ1	67	ASBES EN HOUT	Anglican Church								x					
125358339	1240	KOMMANDANTSDRIFT SSKV PRIM.	Primary School	ORDINARY	EDEN AND CENTRAL KAROO	6	NQ1	62		Mnr Meyer le Roux	4.74							x					
121358207	1241	KRUISRIVIER EK PRIM.	Primary School	ORDINARY	EDEN AND CENTRAL KAROO	1	NQ1	59	GREEN EN OPSLAAN GEBOU	Diocese of George								x					
122356115	1242	KRUISRIVIER-WES UCC PRIM.	Primary School	ORDINARY	EDEN AND CENTRAL KAROO	5	NQ1	46		Oudtshoorn UCC								x					

TEMPLATE 9.1: MAINTENANCE  
USER DEPARTMENT: EDUCATION

EMIS_NO	No	SCHOOL_NAME	SCHOOLTYPE	SECTOR	EDUCATION DISTRICT	CIRCUIT	QUINTILE	TOTAL ENROL	PLANKIE SKOOL	LEASE-SCHOOLS	CONDITION ASSESSMENT	New School	Receiving school	Replacement School	Additional Classrooms	Split Combined School	Decant Gr 8&9	Close School	Purchase leased school	Upgrade hostel	New Hostel	MAINTENANCE PROJECTS	REVISED HISTORIC MAINTENANCE PROJECTS
118358185	1243	LANCEWOOD PRIM.	Primary School	ORDINARY	EDEN AND CENTRAL KAROO	4	NQ1	42		VGK (No Contract!)	3.71							x					
124358665	1244	LATEGANSVLEI SSKV PRIM.	Primary School	ORDINARY	EDEN AND CENTRAL KAROO	5	NQ1	43		(amper) Staatseilendom								x					
139367044	1245	LAYTON NGK PRIM.	Primary School	ORDINARY	EDEN AND CENTRAL KAROO	7	NQ1	39		PW Esterhuizen								x					Maintenance 2014/15
139360023	1246	MADDISON PRIM.	Primary School	ORDINARY	EDEN AND CENTRAL KAROO	7	NQ1	53		VGK; Beaufort West								x					
140337307	1247	MATJIESFONTEIN LB PRIM.	Primary School	ORDINARY	EDEN AND CENTRAL KAROO	7	NQ1	54		Evangelies Lutherse Kerk								x					
139209234	1248	MERWEVILLE PRIM.	Primary School	ORDINARY	EDEN AND CENTRAL KAROO	7	NQ5	42			2.05							x					
121350281	1249	MOLENRIVIER PRIM.	Primary School	ORDINARY	EDEN AND CENTRAL KAROO	1	NQ1	50										x					
124350680	1250	MOOI UITSIG PRIM NO.2	Primary School	ORDINARY	EDEN AND CENTRAL KAROO	6	NQ1	29		Mnr Gert Laubscher								x					
120357057	1251	MOSSELBAAI EK PRIM.	Primary School	ORDINARY	EDEN AND CENTRAL KAROO	2	NQ4	120		Diocese of George								x					
142360236	1252	PRINS ALBERT PRIM.	Primary School	ORDINARY	EDEN AND CENTRAL KAROO	7	NQ2	1 011	MONTASIE		3.44		x	x									
119350443	1253	REDLANDS PRIM.	Primary School	ORDINARY	EDEN AND CENTRAL KAROO	4	NQ1	63			3.31							x					
122356077	1254	RIETFontein NGK PRIM.	Primary School	ORDINARY	EDEN AND CENTRAL KAROO	5	NQ1	17	ASBES									x					
124358258	1255	RODEWAL UCC PRIM.	Primary School	ORDINARY	EDEN AND CENTRAL KAROO	5	NQ1	79		Oudtshoorn UCC								x					
124356204	1256	ROOIBERG SSKV PRIM.	Primary School	ORDINARY	EDEN AND CENTRAL KAROO	5	NQ1	52		Mr D Grundling								x					
124357197	1257	ROOIHEUWEL VGK PRIM.	Intermediate School	ORDINARY	EDEN AND CENTRAL KAROO	6	NQ1	82	MODDERKLEI, MOBIEL"									x					
125357820	1258	ROOIRIVIER VGK PRIM.	Primary School	ORDINARY	EDEN AND CENTRAL KAROO	6	NQ1	49		Ockert van der Westhuizen								x					
119350311	1259	RUGTEVLEI PRIM.	Primary School	ORDINARY	EDEN AND CENTRAL KAROO	4	NQ1	61		Diocese of George	3.66							x					
120109309	1260	RUITERBOS LS.	Primary School	ORDINARY	EDEN AND CENTRAL KAROO	2	NQ2	84			3.53							x					
124358673	1261	SCHEEPERSKRAAL SSKV PRIM.	Primary School	ORDINARY	EDEN AND CENTRAL KAROO	6	NQ1	32	OPSLAANGEB OUE	Mr M du Plessis								x					
119109313	1262	SEDFIELD LS.	Primary School	ORDINARY	EDEN AND CENTRAL KAROO	4	NQ5	241	SEMENT EN HOUT		3.97		x	x									
142366781	1263	SEEKOEKAT VGK PRIM.	Primary School	ORDINARY	EDEN AND CENTRAL KAROO	7	NQ1	15	VOORAFVER VAARDIG	VGK; Prince Albert								x					
124357162	1264	ST. KONRAD RK PRIM.	Primary School	ORDINARY	EDEN AND CENTRAL KAROO	6	NQ2	497		Catholic Church													
120357030	1265	ST. LUKE'S (EC) SCHOOL	Primary School	ORDINARY	EDEN AND CENTRAL KAROO	2	NQ1	187		Diocese of George			x										
123350028	1266	TOWERKOP PRIM	Intermediate School	ORDINARY	EDEN AND CENTRAL KAROO	5	NQ4	1 022	VOORAFVER VAARDIG		3.3			x			x						Maintenance 2014/15
124356239	1267	VLAakteplaas UCC PRIM.	Primary School	ORDINARY	EDEN AND CENTRAL KAROO	6	NQ1	112		Henry Dreyer Memorial Church								x					
116337242	1268	VONDELING NAK PRIM.	Primary School	ORDINARY	EDEN AND CENTRAL KAROO	1	NQ1	106										x					
123357014	1269	W.J. LE ROUX LB PRIM.	Primary School	ORDINARY	EDEN AND CENTRAL KAROO	5	NQ1	95		Lutheran Church			x										

TEMPLATE 9.1: MAINTENANCE  
USER DEPARTMENT: EDUCATION

EMIS_NO	No	SCHOOL_NAME	SCHOOLTYPE	SECTOR	EDUCATION DISTRICT	CIRCUIT	QUINTILE	TOTAL ENROL	PLANKIE SKOOL	LEASE-SCHOOLS	CONDITION ASSESSMENT	New School	Receiving school	Replacement School	Additional Classrooms	Split Combined School	Decant Gr 8&9	Close School	Purchase leased school	Upgrade hostel	New Hostel	MAINTENANCE PROJECTS	REVISED HISTORIC MAINTENANCE PROJECTS
118356492	1270	WABOOMSKRAAL VGK PRIM.	Primary School	ORDINARY	EDEN AND CENTRAL KAROO	6	NQ1	70		Community Centre								x					
122356123	1271	WARMBAD-SPA PRIM.	Primary School	ORDINARY	EDEN AND CENTRAL KAROO	5	NQ1	65		United Congregational Church								x					
124356166	1272	WELBEDACHT UCC PRIM.	Primary School	ORDINARY	EDEN AND CENTRAL KAROO	5	NQ1	70		Congregational Church								x					
124109347	1273	WESBANK LS.	Primary School	ORDINARY	EDEN AND CENTRAL KAROO	5	NQ5	700			3.27												
119350303	1274	WITTEDRIF PRIM.	Primary School	ORDINARY	EDEN AND CENTRAL KAROO	4	NQ1	215			3.75							x					
124357219	1275	ZEEKOEGAT VGK PRIM.	Primary School	ORDINARY	EDEN AND CENTRAL KAROO	5	NQ1	82	ASBES & SINK	VGK Oudtshoorn								x					
102483354	1276	BEAUVALLON SEK.	Secondary School	ORDINARY	METRO CENTRAL	3	NQ4	272	PREFAB AND BRICKS		3.09							X					
105483400	1277	CATHKIN SEC.	Secondary School	ORDINARY	METRO CENTRAL	6	NQ4	474	PLANKIE		2.23			X									
102480193	1278	CENTRAL PARK PRIM.	Primary School	ORDINARY	METRO CENTRAL	3	NQ4	265			3.35							X					Maintenance 2014/15
105480258	1279	DAGBREEK PRIM.	Primary School	ORDINARY	METRO CENTRAL	6	NQ4	413	VOORAFVER VAARDIG		3.06			X									
105480274	1280	DOWNEVILLE PRIM.	Primary School	ORDINARY	METRO CENTRAL	5	NQ4	714	VOORAFVER VAARDIG		3.31			X									
105480282	1281	EASTER PEAK PRIM.	Primary School	ORDINARY	METRO CENTRAL	6	NQ4	567	PLANKIE		3.03			X									Maintenance 2014/15
105480290	1282	EDENDALE PRIM.	Primary School	ORDINARY	METRO CENTRAL	5	NQ4	393	VOORAFVER VAARDIG		2.26		X	X									
103322121	1283	H.J. KRONEBERG JUN. PRIM.	Primary School	ORDINARY	METRO CENTRAL	4	NQ5	488	CEMENTAND PREFAB		3.08			X									
105486027	1284	HABIBIA PRIM.	Primary School	ORDINARY	METRO CENTRAL	6	NQ5	947		Habibia Kokanie Trust	3.41							X					
105480401	1285	HEATHERDALE PRIM.	Primary School	ORDINARY	METRO CENTRAL	6	NQ4	389			3.3							X					
103316369	1286	HOLY CROSS RC PRIM.	Primary School	ORDINARY	METRO CENTRAL	2	NQ5	525		Catholic Church													
105480533	1287	MANENBERG PRIM.	Primary School	ORDINARY	METRO CENTRAL	5	NQ4	550	BOROTIPE		2.91			X									
102480576	1288	MONTANA PRIM.	Primary School	ORDINARY	METRO CENTRAL	3	NQ4	569			3.85			X									Maintenance 2014/15
105311340	1289	MORGENSON PRIM.	Primary School	ORDINARY	METRO CENTRAL	6	NQ4	596	PLAFON OPSLAAN		3.59			X									
105480932	1290	NEWFIELDS PRIM.	Primary School	ORDINARY	METRO CENTRAL	6	NQ5	429	BRICK AND HARD BOARD		3.16			X									
105316660	1291	ORANJEKLOOF MOR PRIM.	Primary School	ORDINARY	METRO CENTRAL	2	NQ3	1 109	PREFABRICA	Moravian Church	3.02			X									
105480967	1292	PORTAVUE PRIM.	Primary School	ORDINARY	METRO CENTRAL	6	NQ5	1 099	PLANKIE		2.99			X									
105480649	1293	PRIMROSE PARK PRIM.	Primary School	ORDINARY	METRO CENTRAL	6	NQ4	475	VOORAFVER VAARDIG		3.08			X									
102480657	1294	PROTEA PRIM. (BONTEH.)	Primary School	ORDINARY	METRO CENTRAL	3	NQ4	215			2.98							X					
105486043	1295	REGINA COELI RC PRIM.	Primary School	ORDINARY	METRO CENTRAL	6	NQ5	292		Archdiocese of Cape Town	3.57												
105480681	1296	RIO GRANDE PRIM.	Primary School	ORDINARY	METRO CENTRAL	5	NQ4	473	PREFABRICA TED WALLS		2.27			X									

TEMPLATE 9.1: MAINTENANCE  
USER DEPARTMENT: EDUCATION

EMIS_NO	No	SCHOOL_NAME	SCHOOLTYPE	SECTOR	EDUCATION DISTRICT	CIRCUIT	QUINTILE	TOTAL ENROL	PLANKIE SKOOL	LEASE-SCHOOLS	CONDITION ASSESSMENT	New School	Receiving school	Replacement School	Additional Classrooms	Split Combined School	Decant Gr 8&9	Close School	Purchase leased school	Upgrade hostel	New Hostel	MAINTENANCE PROJECTS	REVISED HISTORIC MAINTENANCE PROJECTS
105480738	1297	SAAMBOU PRIM.	Primary School	ORDINARY	METRO CENTRAL	6	NQ4	329	SEMENT EN BORD		2.48				X			X					
103316636	1298	SCHOTSCHEKLOOF MOS PRIM.	Primary School	ORDINARY	METRO CENTRAL	2	NQ5	395		Schotschekloof Inst.	4.02												
105483559	1299	SILVERSTREAM SEK.	Secondary School	ORDINARY	METRO CENTRAL	5	NQ4	589			2.93						X						
105480770	1300	SONDEREND PRIM.	Primary School	ORDINARY	METRO CENTRAL	5	NQ4	820	VOORAFVER VAARDIG		3.21						X						
103304603	1301	ST. AGNES'S PRIM.	Primary School	ORDINARY	METRO CENTRAL	2	NQ5	354		Dominican Sisters													
103328316	1302	ST. JOHN'S RC PRIM.	Primary School	ORDINARY	METRO CENTRAL	4	NQ5	529		Archdiocese of Cape Town							X						
103304605	1303	ST. MARY'S PRIM. (GARDENS)	Primary School	ORDINARY	METRO CENTRAL	2	NQ5	270		Dominican Sisters													Maintenance 2014/15
103311898	1304	ST. PAUL'S PRIM. (WYNB)	Primary School	ORDINARY	METRO CENTRAL	2	NQ5	672		Diocese of Cape Town								X					
105486086	1305	ST. RAPHAEL'S RC PRIM.	Primary School	ORDINARY	METRO CENTRAL	3	NQ5	736		Archdiocese of Cape Town	3.26							X					
105486094	1306	ST. THERESA R.C. PRIM.	Primary School	ORDINARY	METRO CENTRAL	6	NQ4	534		Archdiocese of Cape Town	3.5												
105480789	1307	SUNNYSIDE PRIM.	Primary School	ORDINARY	METRO CENTRAL	5	NQ5	544	PREFAB WOOD		3.02			X									
105480797	1308	SURREY PRIM.	Primary School	ORDINARY	METRO CENTRAL	6	NQ4	776	PLANKIE		3.27			X									
105480746	1309	TALFALAH PRIM.	Primary School	ORDINARY	METRO CENTRAL	5	NQ4	1 036		Moslem Educ. Trust	3.56							X					
105480827	1310	TURFHALL PRIM.	Primary School	ORDINARY	METRO CENTRAL	6	NQ5	1 147	PRE-CAST		3.94			X									
103309363	1311	TYGERHOF PRIM.	Primary School	ORDINARY	METRO CENTRAL	4	NQ4	532	Part Plankie School		2.97			X									
105480878	1312	VANGUARD PRIM.	Primary School	ORDINARY	METRO CENTRAL	6	NQ4	750	PREFAB AND BRICK		3.38			X									
103313416	1313	VISTA HS.	Secondary School	ORDINARY	METRO CENTRAL	2	NQ5	585	Part Plankie School		3.86			X									
103310379	1314	WALMER ESTATE PRIM.	Primary School	ORDINARY	METRO CENTRAL	2	NQ5	286	WOOD & BRICK								X						
103316725	1315	WESLEY MET. PRACTISING SCHOOL	Primary School	ORDINARY	METRO CENTRAL	2	NQ5	222		Methodist Church of SA													
105480908	1316	WILLOWS PRIM.	Primary School	ORDINARY	METRO CENTRAL	6	NQ4	915	HOUTBORD		3.2			X									
105480916	1317	WOODLANDS PRIM.	Primary School	ORDINARY	METRO CENTRAL	6	NQ4	542			2.85			X									
102042315	1318	ZIMASA PRIM.	Intermediate School	ORDINARY	METRO CENTRAL	4	NQ3	1 594	PART PLANKIE		3.21			X									
103316733	1319	ZONNEBLOEM BOYS PRIM.	Primary School	ORDINARY	METRO CENTRAL	2	NQ5	285		Diocese of Cape Town							X						Maintenance 2014/15
103316741	1320	ZONNEBLOEM GIRLS PRAC. SCH.	Primary School	ORDINARY	METRO CENTRAL	2	NQ5	294		Diocese of Cape Town							X						
103310328	1321	ZONNEBLOEM NEST SENIOR SCHOOL	Secondary School	ORDINARY	METRO CENTRAL	2	NQ5	298		Diocese of Cape Town							X						
109321567	1322	ACADEMIA PRIM.	Primary School	ORDINARY	METRO EAST	1	NQ3	525									x						
100000217	1323	CHRISTMAS TINTO PRIM	Primary School	ORDINARY	METRO EAST	6	NQ3	1 219	Mobile school					x									

TEMPLATE 9.1: MAINTENANCE  
USER DEPARTMENT: EDUCATION

EMIS_NO	No	SCHOOL_NAME	SCHOOLTYPE	SECTOR	EDUCATION DISTRICT	CIRCUIT	QUINTILE	TOTAL ENROL	PLANKIE SKOOL	LEASE-SCHOOLS	CONDITION ASSESSMENT	New School	Receiving school	Replacement School	Additional Classrooms	Split Combined School	Decant Gr 8&9	Close School	Purchase leased school	Upgrade hostel	New Hostel	MAINTENANCE PROJECTS	REVISED HISTORIC MAINTENANCE PROJECTS
101326615	1324	KRAAIFONTEIN AME PRIM.	Primary School	ORDINARY	METRO EAST	3	NQ5	348		AME	3.23							x					
111000840	1325	LORETO PRIM.	Primary School	ORDINARY	METRO EAST	6	NQ5	267		Monk of the Blessed Virgin Mary		x						x					
100000328	1326	NOMZAMO HS	Secondary School	ORDINARY	METRO EAST	1	NQ3	621	Mobile school			x		x									
100000327	1327	NOMZAMO PRIM.	Primary School	ORDINARY	METRO EAST	1	NQ3	359	Mobile school					x									
110321001	1328	OKLAHOMASTRAAT PRIM.	Primary School	ORDINARY	METRO EAST	1	NQ5	1 068	VOORAFVER VAARDIG		2.83			x									Maintenance 2015/16
100000438	1329	PROTEA HEIGHTS PRIMARY SCHOOL	Primary School	ORDINARY	METRO EAST	2		0															
100000127	1330	ROUXVILLE PRIM	Primary School	ORDINARY	METRO EAST	5	NQ4	520	Mobile school		4.02			x									
111008382	1331	SOLOMON QATYANA PRIM.	Primary School	ORDINARY	METRO EAST	6	NQ3	1 139	Mobile school					x									
110327301	1332	SOMERSET-WES MET PRIM.	Primary School	ORDINARY	METRO EAST	1	NQ5	815		Methodist Church of SA	3.09												
100000272	1333	SONEIKE HIGH SCHOOL	Secondary School	ORDINARY	METRO EAST	5	NQ4	347	Mobile school					x									
109327255	1334	ST. PAUL'S PRIM.	Primary School	ORDINARY	METRO EAST	1	NQ3	168		Diocese of False Bay								x					
101328197	1335	ATTIE VAN WYK VGK PRIM.	Primary School	ORDINARY	METRO NORTH	2	NQ3	223		Mr A Louw	3.46							x					
132470058	1336	AVONDALE PRIM.	Primary School	ORDINARY	METRO NORTH	2	NQ5	833	PLANKIE		3.12			x									
107008345	1337	BARDALE PRIM.	Primary School	ORDINARY	METRO NORTH	1	NQ3	1 244	Mobile school			x		x									
107008380	1338	BARDALE SEC	Secondary School	ORDINARY	METRO NORTH	1	NQ2	1 208	Mobile school			x		x									
101321397	1339	BELHAR PRIM.	Primary School	ORDINARY	METRO NORTH	6	NQ4	1 083	PREFAB AND BRICKS		3.75			x									
101320188	1340	BELLVILLE-SUID PRIM.	Primary School	ORDINARY	METRO NORTH	1	NQ4	514	HOUT		3.07			x									Maintenance 2015/16
101323349	1341	BELLVILLE-SUID SEK.	Secondary School	ORDINARY	METRO NORTH	1	NQ4	1 099	MONTASIE EN STEEN		3.21			x									
132470066	1342	BERZELIA PRIM.	Primary School	ORDINARY	METRO NORTH	2	NQ4	355	PLANKIE		2.97			x									Maintenance 2015/16
101328146	1343	BLUE MOUNTAINS PRIM.	Primary School	ORDINARY	METRO NORTH	2	NQ3	172		MJ De Wit	3.88							x					
102480347	1344	ELDENE PRIM.	Primary School	ORDINARY	METRO NORTH	5	NQ4	359	ASBES EN HOUT		3.29			x									
102480339	1345	ELSBURY PRIM.	Primary School	ORDINARY	METRO NORTH	6	NQ4	483	PLANKIE		3.33			x									
102480355	1346	ELSWOOD PRIM.	Primary School	ORDINARY	METRO NORTH	5	NQ4	639			3.24							x					
100000126	1347	GATEWAY PRIM	Primary School	ORDINARY	METRO NORTH	3	NQ4	1 110	Mobile school					x									
102480452	1348	J.S. KLOPPER PRIM.	Primary School	ORDINARY	METRO NORTH	5	NQ4	919	PLANKIE		3.21			x									
102480460	1349	KALKSTEENFONTEIN PRIM.	Primary School	ORDINARY	METRO NORTH	6	NQ4	266	Part Plankie School		3.27							x					
108476579	1350	KERSBOSLAAGTE SSKV PRIM.	Primary School	ORDINARY	METRO NORTH	2	NQ1	126		Kersboslaagte Opvoedingsgenootskap								x					



TEMPLATE 9.1: MAINTENANCE  
USER DEPARTMENT: EDUCATION

EMIS_NO	No	SCHOOL_NAME	SCHOOLTYPE	SECTOR	EDUCATION DISTRICT	CIRCUIT	QUINTILE	TOTAL ENROL	PLANKIE SKOOL	LEASE-SCHOOLS	CONDITION ASSESSMENT	New School	Receiving school	Replacement School	Additional Classrooms	Split Combined School	Decant Gr 8&9	Close School	Purchase leased school	Upgrade hostel	New Hostel	MAINTENANCE PROJECTS	REVISED HISTORIC MAINTENANCE PROJECTS
132326011	1351	KLIPHEUWEL PRIM.	Primary School	ORDINARY	METRO NORTH	2	NQ3	354	PLANKIE	Diocese of Saldanha Bay			x	x									
102480517	1352	LAVISRYLAAN PRIM.	Primary School	ORDINARY	METRO NORTH	6	NQ4	148	ABRISEER & STEEN		3.06							x					
101320234	1353	LAWRENSIA PRIM.	Intermediate School	ORDINARY	METRO NORTH	7	NQ2	424	PLANKIE		3.92							x					
102489220	1354	MARIAN RC SEC.	Secondary School	ORDINARY	METRO NORTH	6	NQ4	449		Church													
102486035	1355	MATROOS. HOLY TRINITY RC PRIM.	Primary School	ORDINARY	METRO NORTH	6	NQ4	749		Church													
101320099	1356	NORTHWAY PRIM.	Primary School	ORDINARY	METRO NORTH	5	NQ4	509	PLANKIE		3.4							x					
102480614	1357	NORWOOD SENTRAAL PRIM.	Primary School	ORDINARY	METRO NORTH	5	NQ4	667	BRICK AND PREFAB		2.98			x									Maintenance 2015/16
132476994	1358	PELLA MOR PRIM.	Primary School	ORDINARY	METRO NORTH	2	NQ3	358		Moravian Church	3.13							x					
101320579	1359	PINEDENE PRIM.	Primary School	ORDINARY	METRO NORTH	5	NQ4	892	PLANKIE		3.23			x									
132470457	1360	PROTEA PARK PRIM.	Primary School	ORDINARY	METRO NORTH	2	NQ4	752	MUUR EN HOUTPANELE		3.39			x									
102480665	1361	RANGE PRIM.	Primary School	ORDINARY	METRO NORTH	5	NQ4	222			3.29							x					
101326003	1362	ST. AUGUSTINE'S RC PRIM. PAROW	Primary School	ORDINARY	METRO NORTH	6	NQ5	1 001		Church	3.45							x					
101321990	1363	THE VALLEY PRIM.	Primary School	ORDINARY	METRO NORTH	7	NQ3	190		Diocese of Saldanha Bay	3.3												
102483567	1364	UITZIG SEK.	Secondary School	ORDINARY	METRO NORTH	6	NQ3	369	VOORAFVER VAARDIG		2.94							x					
132477486	1365	VAATJIE MOR PRIM.	Primary School	ORDINARY	METRO NORTH	2	NQ2	160		Moravian Church													
102480479	1366	VALPARK PRIM.	Primary School	ORDINARY	METRO NORTH	6	NQ4	292			3.13							x					
101320714	1367	VORENTOE PRIM.	Primary School	ORDINARY	METRO NORTH	5	NQ4	356	OPSLAAN GEBOU		2.93							x					
101321788	1368	WATSONIA PRIM.	Primary School	ORDINARY	METRO EAST	7	NQ5	772	VOORAFVER VAARDIGDE HOUT		2.89			x									Maintenance 2015/16
101321265	1369	WINSLEY PRIM.	Primary School	ORDINARY	METRO NORTH	1	NQ4	525	BISONBORD		3.4			x									
106042302	1370	ANDILE PRIM.	Intermediate School	ORDINARY	METRO SOUTH	4	NQ3	579	VOORAFVER VAARDIG		2.94				x			x					
104316849	1371	CAPRICORN PRIM	Primary School	ORDINARY	METRO SOUTH	1	NQ4	611		Anglo-Community Trust			x										
105316644	1372	CHRISTIAN DAVID MOR PRIM.	Primary School	ORDINARY	METRO SOUTH	1	NQ4	407		Moravian Church of SA								x					
105310123	1373	CONSTANTIA PRIM.	Primary School	ORDINARY	METRO SOUTH	2	NQ4	191			3.06							x					
105310212	1374	DOUGLAS ROAD PRIM.	Primary School	ORDINARY	METRO SOUTH	2	NQ5	264		Anglo-Urdu Society	3.36												
106490156	1375	HAZELDENE PRIM	Primary School	ORDINARY	METRO SOUTH	7	NQ5	908	PLANKIE		3.92			x									
105311049	1376	HEATHFIELD PRIM.	Primary School	ORDINARY	METRO SOUTH	2	NQ5	552	PLANKIE		3			x									Maintenance 2015/16
105311448	1377	HILLWOOD PRIM.	Primary School	ORDINARY	METRO SOUTH	1	NQ4	1 056	CHIPBOARD		3.22				x								Maintenance 2014/15

TEMPLATE 9.1: MAINTENANCE  
USER DEPARTMENT: EDUCATION

EMIS_NO	No	SCHOOL_NAME	SCHOOLTYPE	SECTOR	EDUCATION DISTRICT	CIRCUIT	QUINTILE	TOTAL ENROL	PLANKIE SKOOL	LEASE-SCHOOLS	CONDITION ASSESSMENT	New School	Receiving school	Replacement School	Additional Classrooms	Split Combined School	Decant Gr 8&9	Close School	Purchase leased school	Upgrade hostel	New Hostel	MAINTENANCE PROJECTS	REVISED HISTORIC MAINTENANCE PROJECTS
105311111	1378	HYDE PARK PRIM.	Primary School	ORDINARY	METRO SOUTH	3	NQ4	958	VOORAFVER VAARDIG		3.13			x									
105319228	1379	IMMACULATA RK SEC.	Secondary School	ORDINARY	METRO SOUTH	2	NQ5	487	non-Dominican Sisters (CABRA)		3.32								x				
105310468	1380	KANNEMEYER PRIM.	Primary School	ORDINARY	METRO SOUTH	3	NQ5	529	VOORAFVER VAARDIG		3.13			x									
104310972	1381	KLEINBERG PRIM.	Primary School	ORDINARY	METRO SOUTH	1	NQ4	1 120	GEPEERDE HOUT		2.89			x									Maintenance 2015/16
106496006	1382	KLIPFONTEIN MET PRIM.	Primary School	ORDINARY	METRO SOUTH	4	NQ3	401		Methodist Church of SA	3.8												
105310794	1383	LOURIER PRIM.	Primary School	ORDINARY	METRO SOUTH	1	NQ4	439	VOORAFVER VAARDIG		3.04			x									Maintenance 2015/16
104311030	1384	MARINE PRIM.	Primary School	ORDINARY	METRO SOUTH	1	NQ4	1 228	PLANKIE		2.98			x									
106042307	1385	MKHANYISELI PRIM.	Primary School	ORDINARY	METRO SOUTH	4	NQ2	712	BRICKS AND PREFEBS		3.7			x									
105310883	1386	MONTAGU'S GIFT PRIM.	Primary School	ORDINARY	METRO SOUTH	3	NQ4	444	PLANKIE		2.89			x									Maintenance 2015/16
105316024	1387	MUHAMMADEYAH MOS PRIM.	Primary School	ORDINARY	METRO SOUTH	2	NQ5	701		Muslim Education Trust	3.49								x				
105316407	1388	OTTERY ROAD (METH.) PRIM.	Primary School	ORDINARY	METRO SOUTH	2	NQ5	286		Methodist Church of SA	2.82												
105310522	1389	PARKWOOD PRIM.	Primary School	ORDINARY	METRO SOUTH	3	NQ4	492	VOORAFVER VAARDIG		2.99			x									Maintenance 2015/16
104309316	1390	PAUL GREYLING PRIM.	Primary School	ORDINARY	METRO SOUTH	1	NQ5	187			3.19							x					
105062454	1391	PELICAN PARK HIGH SCHOOL	Secondary School	ORDINARY	METRO SOUTH	3	NQ5	745			2.91			x									
105310689	1392	PERIVALE PRIM.	Primary School	ORDINARY	METRO SOUTH	3	NQ5	459	VOORAFVER VAARDIG		3.02			x									Maintenance 2015/16
106490350	1393	SEAVIEW PRIM.	Primary School	ORDINARY	METRO SOUTH	7	NQ4	943	CONCRETE		3.15			x									
105310484	1394	SID G. RULE PRIM.	Primary School	ORDINARY	METRO SOUTH	3	NQ5	764	CEMENTAND PREFAB		3.2			x									
105304604	1395	ST. ANNE'S PRIM.	Primary School	ORDINARY	METRO SOUTH	2	NQ5	233		Dominican Sisters	3.26												
105316172	1396	ST. ANTHONY'S RC PRIM.	Primary School	ORDINARY	METRO SOUTH	2	NQ5	481		Archdiocese of CT													
105316288	1397	ST. AUGUSTINE'S RC PRIM.	Primary School	ORDINARY	METRO SOUTH	2	NQ5	734		Catholic	3.39								x				
105316687	1398	ST. CLEMENTS RC PRIM.	Primary School	ORDINARY	METRO SOUTH	3	NQ5	255		Redemptorist Brotherhood	3.25												
104316466	1399	ST. JAMES RC PRIM.	Primary School	ORDINARY	METRO SOUTH	1	NQ5	265		Archdiocese of Cape Town													
106490628	1400	ST. MARY'S (RC) PRIM (NYANGA)	Primary School	ORDINARY	METRO SOUTH	4	NQ3	526	TED WALLS & BRICK	Archdiocese of Cape Town				x					x				
104304606	1401	STAR OF THE SEA CONVENT PRIM.	Primary School	ORDINARY	METRO SOUTH	1	NQ5	322		Dominican Sisters													
105310360	1402	THOMAS WILDSCHUTT JUN. PRIM.	Primary School	ORDINARY	METRO SOUTH	2	NQ4	417	BRICK AND FACEBRICK		2.85							x					
105310875	1403	THOMAS WILDSCHUTT PRIM.	Primary School	ORDINARY	METRO SOUTH	2	NQ4	488	VOORAFVER VAARDIG		2.89		x	x									
106007097	1404	WELTEVREDEN VALLEY CORE PRIM.	Primary School	ORDINARY	METRO SOUTH	5	NQ3	1 134	TED WALLS & BRICK		3.68				x								

TEMPLATE 9.1: MAINTENANCE  
USER DEPARTMENT: EDUCATION

EMIS_NO	No	SCHOOL_NAME	SCHOOLTYPE	SECTOR	EDUCATION DISTRICT	CIRCUIT	QUINTILE	TOTAL ENROL	PLANKIE SKOOL	LEASE-SCHOOLS	CONDITION ASSESSMENT	New School	Receiving school	Replacement School	Additional Classrooms	Split Combined School	Decant Gr 8&9	Close School	Purchase leased school	Upgrade hostel	New Hostel	MAINTENANCE PROJECTS	REVISED HISTORIC MAINTENANCE PROJECTS
105313696	1405	WYNBERG SEK.	Secondary School	ORDINARY	METRO SOUTH	2	NQ5	801	HARD BOARD		3.25				x								
105313890	1406	ZEEKOEVELEI SEC.	Secondary School	ORDINARY	METRO SOUTH	3	NQ5	721	VOORAFVER VAARDIG		3.01				x								
117337862	1407	AKKERBOOM PRIM.	Primary School	ORDINARY	OVERBERG	1	NQ1	37		Akkerboom Fruit Farms (Pty) Ltd							x						
114336394	1408	ARIESKRAAL SSKV PRIM.	Primary School	ORDINARY	OVERBERG	2	NQ1	148		Mark Simpson							x						
114336599	1409	BEREA MOR PRIM.	Primary School	ORDINARY	OVERBERG	3	NQ1	285		Moravian Church													
114336696	1410	BLOEMENHOF NGK PRIM.	Primary School	ORDINARY	OVERBERG	3	NQ1	63		Beyers Trust Farms							x						
114336440	1411	BOONTJIESKRAAL PRIM.	Primary School	ORDINARY	OVERBERG	3	NQ1	143		Dr Uwe Kersandt		x					x				x		
114330590	1412	BOTRIVIER PRIM	Intermediate School	ORDINARY	OVERBERG	3	NQ2	596	BETON STRUKTUUR		3.34			x									
117309219	1413	BUFFELJAGSRIVIER LS.	Primary School	ORDINARY	OVERBERG	1	NQ4	140			3.91						x						
114309225	1414	DANIEL LE ROUX PRIM.	Primary School	ORDINARY	OVERBERG	3	NQ2	101			4.16						x						Maintenance 2014/15
114336734	1415	DE RUST FUTURA AKADEMIE	Combined School	ORDINARY	OVERBERG	2	NQ3	730		De Rust Futura (Pty) Ltd								x					
114336742	1416	DENNEGEUR NGK PRIM.	Primary School	ORDINARY	OVERBERG	2	NQ1	176		/ Groenland NGKS		x					x						
114336432	1417	DIEPGAT NGK PRIM.	Primary School	ORDINARY	OVERBERG	3	NQ1	44		Mnr B Davison							x						
114336351	1418	ELANDSRIVIER NGK PRIM.	Primary School	ORDINARY	OVERBERG	3	NQ1	228		Mnr Johan Roux													
113336181	1419	ELIM MOR PRIM.	Intermediate School	ORDINARY	OVERBERG	1	NQ3	189		Moravian Church								x					
114336653	1420	GLEN ELGIN MOR PRIM.	Primary School	ORDINARY	OVERBERG	2	NQ2	278		Oaks Village Corporation													Maintenance 2014/15
114309270	1421	JONGENSKLIP PRIM.	Primary School	ORDINARY	OVERBERG	3	NQ1	88	VOORAFVER VAARDIG		3.4						x						Maintenance 2014/15
117337714	1422	KLEINFONTEIN PRIM.	Primary School	ORDINARY	OVERBERG	1	NQ1	44		Jaco Cilliers		x					x						
113336017	1423	KLIPDALE EK PRIM.	Primary School	ORDINARY	OVERBERG	1	NQ1	87		Diocese of False Bay							x						
117337722	1424	KLUITJIESKRAAL NGK PRIM.	Primary School	ORDINARY	OVERBERG	1	NQ1	23		Mr J Schoonwinkel							x						
114336602	1425	L.R. SCHMIDT MOR PRIM.	Primary School	ORDINARY	OVERBERG	3	NQ3	391		Moravian Church								x					
114336750	1426	MAXONIA NGK PRIM.	Primary School	ORDINARY	OVERBERG	2	NQ1	95		VGK							x						Maintenance 2014/15
114336491	1427	MONTEITH SSKV PRIM.	Primary School	ORDINARY	OVERBERG	2	NQ1	80		Mnr AJ Enwee							x						Maintenance 2014/15
113336068	1428	OUPLAAS EK PRIM.	Primary School	ORDINARY	OVERBERG	1	NQ1	82		Diocese of False Bay							x						
113336092	1429	PROTEM NGK PRIM.	Primary School	ORDINARY	OVERBERG	1	NQ1	77	PLANKIE								x						
117337765	1430	ST. JOHN'S EK PRIM.	Primary School	ORDINARY	OVERBERG	1	NQ3	71		Diocese of George							x						
114336254	1431	ST. MICHAEL'S EK PRIM.	Primary School	ORDINARY	OVERBERG	2	NQ1	210		Elgin Orchard Pty Ltd							x						

TEMPLATE 9.1: MAINTENANCE

USER DEPARTMENT: EDUCATION

EMIS_NO	No	SCHOOL_NAME	SCHOOLTYPE	SECTOR	EDUCATION DISTRICT	CIRCUIT	QUINTILE	TOTAL ENROL	PLANKIE SKOOL	LEASE-SCHOOLS	CONDITION ASSESSMENT	New School	Receiving school	Replacement School	Additional Classrooms	Split Combined School	Decant Gr 8&9	Close School	Purchase leased school	Upgrade hostel	New Hostel	MAINTENANCE PROJECTS	REVISED HISTORIC MAINTENANCE PROJECTS
115336548	1432	ST. PAUL'S LAER	Primary School	ORDINARY	OVERBERG	2	NQ1	53		Me MJ Karg								x					
113330345	1433	STRUISBAAI PRIM.	Primary School	ORDINARY	OVERBERG	1	NQ2	282	ASBES EN HOUT		3.45												
114330264	1434	TESLAARSDAL PRIM.	Primary School	ORDINARY	OVERBERG	3	NQ1	86	VOORAFVER VAARDIG	VGK								x					
114336513	1435	THE GLEBE PRIM.	Primary School	ORDINARY	OVERBERG	3	NQ3	114		St Michaels and All Angels								x					Maintenance 2014/15
114309364	1436	UITKYK LS	Primary School	ORDINARY	OVERBERG	3	NQ5	86			3.04							x					
117337749	1437	UITVLUG VGK PRIM.	Primary School	ORDINARY	OVERBERG	1	NQ1	24		Mnr A Du Toit Streicher	3.79							x					
117337854	1438	VLEIPLAAS NGK PRIM.	Primary School	ORDINARY	OVERBERG	1	NQ1	49		J Joubert								x					
117337889	1439	WELTEVREDE VGK PRIM. (BARRYD)	Primary School	ORDINARY	OVERBERG	1	NQ1	57		VGK Barrydale								x					
132476021	1440	ANNE PIENAAR GEDENK NGK PRIM.	Primary School	ORDINARY	WEST COAST	1	NQ1	213										x					
133476064	1441	BERGHOF NGK PRIM.	Primary School	ORDINARY	WEST COAST	2	NQ1	37		DN Shaw								x					Maintenance 2014/15
137340359	1442	BITTERFONTEIN PRIM.	Primary School	ORDINARY	WEST COAST	5	NQ1	122		VGK: Nuwerus	3.36							x					
132476099	1443	BLOEMENDAL NGK PRIM.	Primary School	ORDINARY	WEST COAST	1	NQ1	52		HI Blankenberg		x						x					
138347418	1444	BOOYSENDAL NGK PRIM.	Primary School	ORDINARY	WEST COAST	5	NQ1	73		VGK: Booysendal								x					
136476145	1445	BREEVLEI PRIM	Primary School	ORDINARY	WEST COAST	4	NQ1	113		Mr C Visser								x					
133477613	1446	CARL SCHREVE (MOR) PRIM.	Primary School	ORDINARY	WEST COAST	2	NQ3	247		Moravian Church													
134477400	1447	E.J. MALGARTE PRIM.	Primary School	ORDINARY	WEST COAST	3	NQ2	139	ASBES	Diocese of False Bay								x					
138340219	1448	EBENHAESER PRIM.	Intermediate School	ORDINARY	WEST COAST	5	NQ1	454	OPSLAANGEBOU					x			x						
136476358	1449	ELANDSFONTEIN NGK PRIM.	Primary School	ORDINARY	WEST COAST	4	NQ1	68		De Visser (Elandsfontein Trust)								x					
136476331	1450	ELIZABETHFONTEIN MOR PRIM.	Primary School	ORDINARY	WEST COAST	4	NQ1	246		FJ Strauss													Maintenance 2014/15
133477702	1451	ENGELBRECHT NGK PRIM.	Primary School	ORDINARY	WEST COAST	4	NQ1	224		VGK-Sandveld													
133476412	1452	GOEDVERWACHT MOR PRIM.	Primary School	ORDINARY	WEST COAST	2	NQ4	141		Moravian Church													
133470155	1453	GROENVLEI PRIM.	Primary School	ORDINARY	WEST COAST	2	NQ1	203	VOORAFVER VAARDIGDE HOUT	Mnr J Bruwer	3.26			x					x				
136331058	1454	GROOTKLOOF PRIM	Primary School	ORDINARY	WEST COAST	4	NQ1	19			3.68							x					
134309604	1455	H.P. WILLIAMS LS.	Primary School	ORDINARY	WEST COAST	3	NQ5	184	HOUT	Oceano Brands Ltd								x					
136476471	1456	HEXRIEVER NGK PRIM.	Primary School	ORDINARY	WEST COAST	4	NQ2	86		Visser Citrus Boerdery								x					
131470171	1457	HOPEFIELD PRIM.	Intermediate School	ORDINARY	WEST COAST	3	NQ4	755	PANELE-ASBES		3.56			x			x						
138347213	1458	KAPEL NGK PRIM.	Primary School	ORDINARY	WEST COAST	5	NQ1	94		Mnr Atman Engelbrecht								x					

TEMPLATE 9.1: MAINTENANCE

USER DEPARTMENT: EDUCATION

EMIS_NO	No	SCHOOL_NAME	SCHOOLTYPE	SECTOR	EDUCATION DISTRICT	CIRCUIT	QUINTILE	TOTAL ENROL	PLANKIE SKOOL	LEASE-SCHOOLS	CONDITION ASSESSMENT	New School	Receiving school	Replacement School	Additional Classrooms	Split Combined School	Decant Gr 8&9	Close School	Purchase leased school	Upgrade hostel	New Hostel	MAINTENANCE PROJECTS	REVISED HISTORIC MAINTENANCE PROJECTS
133476552	1459	KAROOKOP PRIM.	Primary School	ORDINARY	WEST COAST	2	NQ1	115		Mnr JJ Smit								x					Maintenance 2014/15
135476609	1460	KLEINKARNMELKVLEI NGK PRIM.	Primary School	ORDINARY	WEST COAST	2	NQ1	85		AA Serdyn								x					
138347086	1461	KOEKENAAP VGK PRIM.	Primary School	ORDINARY	WEST COAST	5	NQ1	265		VGK; Ebenaezer													
132476676	1462	KORANRUG PRIM.	Primary School	ORDINARY	WEST COAST	1	NQ1	49		Mr Loedolf								x					
132470228	1463	KORINGBERG PRIM.	Primary School	ORDINARY	WEST COAST	2	NQ1	228	VOORAFVER VAARDIG	Swartland Munisipaliteit	3.27			x					x				
136476692	1464	KROMLAND NGK PRIM.	Primary School	ORDINARY	WEST COAST	4	NQ1	23		GES de Beer								x					
136476706	1465	KWEEKKRAAL NGK PRIM.	Primary School	ORDINARY	WEST COAST	4	NQ1	109		Mouton Citrus (Pty) Ltd								x					Maintenance 2014/15
136309286	1466	LAMBERTSBAAI LS.	Primary School	ORDINARY	WEST COAST	4	NQ5	146			3.85							x					
136476722	1467	LANGVLEI SSKV PRIM.	Primary School	ORDINARY	WEST COAST	4	NQ1	45		Marius Carstens								x					
136476749	1468	LEIPOLDTVILLE NGK PRIM.	Primary School	ORDINARY	WEST COAST	4	NQ1	77		Mr H van Zyl	4.01							x					
138347078	1469	LUTZVILLE NGK PRIM.	Primary School	ORDINARY	WEST COAST	5	NQ1	219	VOORAFVER VAARDIG		3.44			x									
137340049	1470	MASKAM PRIM.	Primary School	ORDINARY	WEST COAST	5	NQ4	653	VOORAFVER VAARDIG		3.53		x	x			x						
133476838	1471	MIDDELDEURVLEI NGK PRIM.	Primary School	ORDINARY	WEST COAST	2	NQ1	72		Mnr P Rossouw								x					Maintenance 2014/15
132476870	1472	MORNING STAR NGK PRIM.	Primary School	ORDINARY	WEST COAST	1	NQ1	57		Mnr W Rough								x					
132470805	1473	NAPHAKADE PRIM.	Primary School	ORDINARY	WEST COAST	1	NQ1	931	VOORAFVER VAARDIG		3.41			x									
137340065	1474	NIEUWOUDT PRIM.	Intermediate School	ORDINARY	WEST COAST	5	NQ4	863	LIGTE MONTASIE		4.23			x			x						
136476889	1475	NOORDHOEK NGK PRIM.	Primary School	ORDINARY	WEST COAST	4	NQ1	259		Mr Gerrit van der Merwe	3.5												Maintenance 2014/15

TEMPLATE 9.1: MAINTENANCE  
USER DEPARTMENT: EDUCATION

EMIS_NO	No	SCHOOL_NAME	SCHOOLTYPE	SECTOR	EDUCATION DISTRICT	CIRCUIT	QUINTILE	TOTAL ENROL	PLANKIE SKOOL	LEASE-SCHOOLS	CONDITION ASSESSMENT	New School	Receiving school	Replacement School	Additional Classrooms	Split Combined School	Decant Gr 8&9	Close School	Purchase leased school	Upgrade hostel	New Hostel	MAINTENANCE PROJECTS	REVISED HISTORIC MAINTENANCE PROJECTS
133476897	1476	NUHOOP NGK PRIM.	Primary School	ORDINARY	WEST COAST	2	NQ1	37		Mnr WG Treurnicht								x					
137340391	1477	NUWEFONTEIN PRIM.	Primary School	ORDINARY	WEST COAST	5	NQ1	28		VGK: Nuwerus								x					
136476943	1478	PAARDEKOP NGK PRIM.	Primary School	ORDINARY	WEST COAST	4	NQ1	188		Erasmus en Belie van Zyl													
133470759	1479	REDELINGHUIS PRIM.	Primary School	ORDINARY	WEST COAST	2	NQ1	162			3.57							x					
137346934	1480	RIETPOORT RK PRIM.	Intermediate School	ORDINARY	WEST COAST	5	NQ1	140		Diocese of Keimoes							x						
132477133	1481	RUSTSTASIE PRIM.	Primary School	ORDINARY	WEST COAST	1	NQ1	76			3.56							x					
136477141	1482	SANDBERG NGK PRIM.	Primary School	ORDINARY	WEST COAST	4	NQ1	50		Laubscher Bros.								x					Maintenance 2014/15
135477230	1483	SKILPADVLEI NGK PRIM.	Primary School	ORDINARY	WEST COAST	2	NQ1	43		Mr JP Slabber								x					
137346942	1484	ST. BONIFACE (RK) PRIM.	Intermediate School	ORDINARY	WEST COAST	5	NQ1	162		Catholic Church							x						
134470554	1485	ST. HELENABAAI INTER.	Intermediate School	ORDINARY	WEST COAST	3	NQ4	879	Prefab			x		x			x						
134477346	1486	STEENBERG'S COVE PRIM.	Primary School	ORDINARY	WEST COAST	3	NQ2	215		Diocese of False Bay				x	x								
132328049	1487	WELGEMEEND NGK PRIM.	Primary School	ORDINARY	WEST COAST	1	NQ1	118		Mnr F Basson								x					
132477664	1488	WELTEVREDEN NGK PRIM.	Primary School	ORDINARY	WEST COAST	1	NQ1	105		Mnr N Serdyn								x					Maintenance 2014/15
136477621	1489	WUPPERTHAL MOR PRIM.	Intermediate School	ORDINARY	WEST COAST	4	NQ1	201		Moravian church							x						Maintenance 2014/15
100000586	1490	SOMERSET HIGH SCHOOL	Secondary School	ORDINARY	CAPE WINELANDS	2		167															New School
100000587	1491	TULBAGH PRIMARY SCHOOL	Primary School	ORDINARY	CAPE WINELANDS	3		470															New School
100000585	1492	ZWELETHEMBA HIGH SCHOOL	Secondary School	ORDINARY	CAPE WINELANDS	1		145															New School
100000548	1493	ALTENA PRIMARY SCHOOL	Primary School	ORDINARY	METRO EAST	9		218															New School
100000602	1494	ETHAFENI PRIMARY SCHOOL	Primary School	ORDINARY	METRO EAST	1		505															New MOBILE School
100000599	1495	MIDDELPOS PRIMARY SCHOOL	Primary School	ORDINARY	WEST COAST	3		369															New School
100000432	1496	FOREST VILLAGE LEADERSHIP ACADEMY	Primary School	ORDINARY	METRO EAST	6	NQ5	999															New School
100000433	1497	HAPPY VALLEY PRIMARY SCHOOL	Primary School	ORDINARY	METRO EAST	9	NQ4	1 063															New School
100000454	1498	KWANOKUTHULA PRIMARY SCHOOL	Primary School	ORDINARY	EDEN AND CENTRAL KAROO	4	NQ2	1 232															New School
100000445	1499	PARLIAMENT STREET PRIMARY SCHOOL	Primary School	ORDINARY	METRO NORTH	6	NQ3	1 137															New MOBILE School
100000545	1500	SILVERLEAF PRIMARY SCHOOL	Primary School	ORDINARY	METRO NORTH	9	NQ3	1 202															New MOBILE School
100000437	1501	VRT PITT PRIMARY SCHOOL	Primary School	ORDINARY	OVERBERG	1	NQ3	854															New School

TEMPLATE 9.2: 10 YEAR PLAN - HOSTELS

USER DEPARTMENT: EDUCATION

HOSTEL INFRASTRUCTURE MAINTENANCE PROPOSED LIST 2017/18

PROPOSED HOSTEL LIST 2017/18								
No.	SCHOOL	DISTRICT	EMIS No.	MTEF YEAR	No. of Hostels	DESCRIPTION	FUNDS	IMPL, AGENT
					B/G		ALLOCATED	
1	Boland Landbou HS	Cape Winelands	108306202	2017/18	1 of 355 (B)	Major maintenance & refurbishment	R6 000 000.00	WCED-MC
2	Langeberg SS	Cape Winelands	128333026	2017/18		Major maintenance & refurbishment	R6 000 000.00	WCED-MC
3	Ashton SS	Cape Winelands	127333522	2017/18	2 of 50,50	Major maintenance & refurbishment	R6 000 000.00	WCED-MC
4	Boy Muller LS	Cape Winelands	126330949	2017/18	1 off 100	Major maintenance & refurbishment	R6 000 000.00	WCED-MC
5	De Villiers Graaf HS	Overberg	114310220	2016/17	1 of Theresa	Major maintenance & refurbishment	R6 000 000.00	WCED-MC
6	Herbertsdale PS	Eden Karoo	120109262	2017/18		Major maintenance & refurbishment	R5 500 000.00	WCED-MC
7	Heatherlands HS	Eden Karoo	100000329	2017/18		Major maintenance & refurbishment	R5 500 000.00	WCED-MC
8	Uniondale HS	Eden Karoo	125112257	2017/18		Major maintenance & refurbishment	R6 329 000.00	WCED-MC
TOTAL:							R47 329 000.00	

HOSTEL INFRASTRUCTURE MAINTENANCE PROPOSED LIST 2018/19

PROPOSED HOSTEL LIST 2018/19								
No.	SCHOOL	DISTRICT	EMIS No.	MTEF YEAR	No. of Hostels	DESCRIPTION	FUNDS	IMPL, AGENT
					B/G		ALLOCATED	
1	De Villiers Graaf HS	Overberg	114310220	2018/19	1 of	Major maintenance & refurbishment	R6 000 000.00	WCED-MC
2	Hugenote HS	Cape Winelands	112310243	2018/19	2 off 80,80	Major maintenance & refurbishment	R6 000 000.00	WCED-MC
3	Swartland LS	West Coast	132309349	2018/19	1 off 30,17	Major maintenance & refurbishment	R6 000 000.00	WCED-MC
4	Piketberg HS	West Coast	133312238	2018/19	2 off 80,80	Major maintenance & refurbishment	R6 000 000.00	WCED-MC
5	Steynville SS	West Coast	188000443	2018/19		Major maintenance & refurbishment	R6 000 000.00	WCED-MC
6	Porterville HS	West Coast	133312241	2018/19	1 off 40,40	Major maintenance & refurbishment	R5 500 000.00	WCED-MC
7	Graafwater HS	West Coast	136312222	2018/19	1 off 52,58	Major maintenance & refurbishment	R5 500 000.00	WCED-MC
8	Knysna HS	Eden Karoo	119353019	2018/19	1 off 40,40	Major maintenance & refurbishment	R6 329 000.00	WCED-MC
TOTAL:							R47 329 000.00	



**TEMPLATE 9.2: 10 YEAR PLAN - HOSTELS**

**USER DEPARTMENT: EDUCATION**

**Notes:**

1. Upgrade all ablutions in line with the WCED-IPM Hostel Norm & Standards (dated Feb 2104),
2. General scheduled maintenance repair, cleaning, painting & replacement of floor finishes, lights, ceilings etc.,
3. Build in of brick built in cupboards where required,
4. Replacement of warm water cylinders with heat pumps (to reduce day-to-day running costs),
5. Budget allocations to individual schools may change after component condition assessments.

**TEMPLATE 9.3 SCHEDULED MAINTENANCE FOR OFFICE ACCOMMODATION**  
**USER DEPARTMENT: EDUCATION**

**NEW OFFICE ACCOMMODATION**

No.	PROPERTY DESCRIPTION / NAME OF SCHOOL	TYPE OF SCHOOL	EDUCATION DISTRICT	SUBURB	TOWN	EMIS Nr	NOTES/WORK REQUIRED
1	Golden Acre	Head Office	Head Office	Cape Town	Cape Town		Condition assessment to be performed and office maintenance to be carried out including painting. Floors - 1, 8,12,15,17,18,19,22,23. 23rd floor Directorate Infrastructure Planning & Management move to MEC space to be planned and executed. 15th floor painting. Additional space required to accommodate 21 additional staff members in Golden Acre (currently sitting in Grand Central) in Directorate: Recruitment & Selection
2	Grand Central	Head Office	Head Office	Cape Town	Cape Town		Condition assessment to be performed and office maintenance to be carried out on Floors 2& 4-10. 2nd floor - revamp of exams walk in centre and storage space to be fitted out. 6th floor - removal of dry wall to create a large boardroom 9th floor - removal and relocation of dry wall to recreate 2 spaces to accommodate staff 10th floor - revamp of the floor
3	Overberg Education District	District Office	Overberg	Caledon	Caledon	0130007962	Condition assessment to be performed. Extension of registry and additional storage required, additional ablutions, meeting room facilities, electronic access control system, replacement of wooden floors, internal and external painting, AC.
4	Eden and Central Karoo Education Circuit 1	Satellite Office	Eden and Central Karoo	Riversdale	Riversdale	0100000168	Condition assessment to be performed and office maintenance to be carried out including painting, Replacement of floorboards also required.
5	Oudtshoorn satellite Office	Satellite Office	Eden and Central Karoo	Oudtshoorn	Oudtshoorn	0100000249	Condition assessment to be performed and office maintenance to be carried out. Ground floor toilets require a revamp, electric access control required as well as a motorised entrance gate.
6	Beaufort-West Satellite Office	Satellite Office	Eden and Central Karoo	Beaufort West	Beaufort West	0139007182	Condition assessment to be performed and office maintenance to be carried out. Fire alarm to be installed in the building.
7	Clanwilliam Satellite Office	Satellite Office	West Coast	Clanwilliam	Clanwilliam	0100000257	<ul style="list-style-type: none"> <li>• Upgrading of the toilets (urinals and windows)</li> <li>• Upgrading of the staffroom (replacement of carpet/windows)</li> <li>• Varnishing of the office floor of the CM</li> <li>• Upgrading of the store room being used as a scullery</li> </ul> The total repair of the office building should be considered.
8	Metro North Education District	District Office	Metro North	Parow	Parow	0101007960	Condition assessment to be performed. Additional ablution facilities required, additional registry and storage space required, window frames to be replaced, rotten wooden flooring to be replaced and parking to be retarred. Fence and turnstile required to secure for Exam registration and barbed wire required for security purposes.
9	Metro East Education District	District Office	Metro East	Kuilsriver	Kuilsriver	0107007959	Condition assessment to be performed and office maintenance to be carried out. Security gate to be moved and access control to be installed for security during exams registration.
10	Metro South Education District	District Office	Metro South	Lenteguer	Mitchell's Plain	0106007961	Condition assessment to be performed and office revamped.
11	Ceres Satellite Office	Satellite Office	Cape Winelands	Ceres	Ceres		Condition assessment to be performed and office revamped.
12	Eden and Central Karoo Education District	District Office	Eden and Central Karoo	George	George	0100000016	Condition assessment to be performed and office revamped.

13	Cape Winelands	Satellite Office	Cape Winelands	Paarl	Paarl	0108007964	Condition assessment to be performed and office revamped.
14	Stellenbosch Satellite Office	Satellite Office	Cape Winelands	Stellenbosch	Stellenbosch	0100000243	Condition assessment to be performed and office revamped.
15	West Coast Education District	District Office	West Coast	Paarl	Paarl	0108007964	Condition assessment to be performed and office revamped.
16	EDUMEDIA	Head Office	Metro Central	Maitland	Cape Town	100000242	Condition assessment to be performed and office revamped.
17	Cape Teaching and Leadership Inst.	Head Office	Metro East	De Kuilen	Kuilsriver	0100000242	Condition assessment to be performed and office revamped.
18	Vredenburg Satellite Office	Satellite Office	West Coast	Vredenburg	Vredenburg	0100000256	Condition assessment to be performed and office revamped.
19	Malmesbury Satellite Office	Satellite Office	West Coast	Malmesbury	Malmesbury	0100000254	Condition assessment to be performed and office revamped.
20	Mossel Bay Satellite Office	Satellite Office	Eden and Central Karoo	Mossel Bay	Mossel Bay	0100000247	Condition assessment to be performed and office revamped.
21	Metro Central Education District	District Office	Metro Central	Maitland	Maitland	0105007958	Condition assessment to be performed and office revamped.
22	Cape Teaching and Leadership Inst.	Head Office	Metro East	De Kuilen	De Kuilen	0100000242	Condition assessment to be performed and office revamped.
23	Fish Hoek Satellite Office	Satellite Office	Metro South	Fish Hoek	Fish Hoek	0100000253	Condition assessment to be performed and office revamped.
24	Mitchell's Plain Satellite Office	Satellite Office	Metro South	Lentegeur	Lentegeur	0100000252	Condition assessment to be performed and office revamped.
25	Ottery Satellite Office	Satellite Office	Metro South	Ottery	Ottery	0100000241	Condition assessment to be performed and office revamped.
26	Vredendal Satellite Office	Satellite Office	West Coast	Vredendal	Vredendal	0100000258	Reconfiguration/alternative accommodation due to zoning problems
27	Robertson Satellite Office	Satellite Office	Cape Winelands	Robertson	Robertson		Condition assessment to be performed and office revamped.
28	Knysna Satellite Office	Satellite Office	Eden and Central Karoo	Knysna	Knysna	0100000248	Condition assessment to be performed and office revamped.
29	Swellendam Service Point	Satellite Office	Overberg	Swellendam	Swellendam		Condition assessment to be performed and office revamped.
30	Cape Winelands Education District	District Office	Cape Winelands	Worcester	Worcester	0100000017	Condition assessment to be performed and office revamped.
31	Piketberg Satellite Office	Satellite Office	West Coast	Piketberg	Piketberg	0100000255	Condition assessment to be performed and office revamped.
32	Hermanus Satellite Office	Satellite Office	Overberg	Hermanus	Hermanus		Condition assessment to be performed and office revamped.

#### OFFICE ACCOMMODATION EXPANSIONS

No.	PROPERTY DESCRIPTION / NAME OF SCHOOL	TYPE OF SCHOOL	EDUCATION DISTRICT	SUBURB	TOWN	EMIS Nr	NOTES/WORK REQUIRED
1	Overberg Education District	District Office	Overberg	Caledon	Caledon	0130007962	Condition assessment to be performed. Extension of registry and additional storage and office space required, additional ablutions, meeting room facilities, electronic access control system, replacement of wooden floors, internal and external painting, AC.
2	Cape Winelands Education District	District Office	Cape Winelands	Worcester	Worcester	0100000017	Condition assessment to be performed. Additional space required - conversion of identified areas to offices, storage and registry, upgrade parking, maintenance of building façade, paving entrance, lifting height of parameter fencing, additional ablutions.
3	Metro North Education District	District Office	Metro North	Parow	Parow	0101007960	Break through into art centre for the creation of office accommodation currently in design phase as at 2016. Condition assessment to be performed. Additional ablution facilities required, additional registry and storage space required, window frames to be replaced, rotten wooden flooring to be replaced and parking to be retarred. Fence and turnstile required to secure for Exam registration and barbed wire required for security purposes.
4	Clanwilliam Satellite Office	Satellite Office	West Coast	Clanwilliam	Clanwilliam	0100000257	Condition assessment to be performed. Parking space for 5 GG vehicles required. • Upgrading of the toilets (urinals and windows) • Upgrading of the staffroom (replacement of carpet/windows) • Varnishing of the office floor of the CM • Upgrading of the store room being used as a scullery The total repair of the office building should be considered.

	Metro East Education District	District Office	Metro East	Kuilsriver	Kuilsriver	0107007959	Conversion of 6 classrooms to offices including all items required for office accommodation i.e A/C etc. Project design begun 2016.
--	-------------------------------	-----------------	------------	------------	------------	------------	---

#### REVAMP AND MAINTENANCE

No.	PROPERTY DESCRIPTION / NAME OF SCHOOL	TYPE OF SCHOOL	EDUCATION DISTRICT	SUBURB	TOWN	EMIS Nr	NOTES/WORK REQUIRED
1	Golden Acre	Head Office	Head Office	Cape Town	Cape Town		Condition assessment to be performed and office maintenance to be carried out including painting. Floors - 1, 8,12,15,17,18,19,22,23. 23rd floor Directorate Infrastructure Planning & Managemnt move to MEC space to be planned and executed. 15th floor painting. Additional space required to accommodate 21 additional staff members in Golden Acre (currently sitting in Grand Central) in Directorate: Recruitment & Selection
2	Grand Central	Head Office	Head Office	Cape Town	Cape Town		Condition assessment to be performed and office maintenance to be carried out on Floors 2& 4-10. 2nd floor - revamp of exams walk in centre and storage space to be fitted out. 6th floor - removal of dry wall to creat a large boardroom 9th floor - removal and relocation of dry wall to recreate 2 spaces to accommodate staff 10th floor - revamp of the floor
3	Overberg Education District	District Office	Overberg	Caledon	Caledon	0130007962	Condition assessment to be performed. Extension of registry and additional storage required, additional ablutions, meeting room facilities, electronic access control system, replacement of wooden floors, internal and external painting, AC.
4	Eden and Central Karoo Education Circuit 1	Satellite Office	Eden and Central Karoo	Riversdale	Riversdale	0100000168	Condition assessment to be performed and office maintenance to be carried out including painting, Replacement of floorboards also required.
5	Oudtshoorn satellite Office	Satellite Office	Eden and Central Karoo	Oudtshoorn	Oudtshoorn	0100000249	Condition assessment to be performed and office maintenance to be carried out. Ground floor toilets require a revamp, electric access control required as well as a motorised entrance gate.
6	Beaufort-West Satellite Office	Satellite Office	Eden and Central Karoo	Beaufort West	Beaufort West	0139007182	Condition assessment to be performed and office maintenance to be carried out. Fire alarm to be installed in the building.
7	Clanwilliam Satellite Office	Satellite Office	West Coast	Clanwilliam	Clanwilliam	0100000257	<ul style="list-style-type: none"> <li>• Upgrading of the toilets (urinals and windows)</li> <li>• Upgrading of the staffroom (replacement of carpet/windows)</li> <li>• Varnishing of the office floor of the CM</li> <li>• Upgrading of the store room being used as a scullery</li> </ul> The total repare of the office building should be considered.
8	Metro North Education District	District Office	Metro North	Parow	Parow	0101007960	Condition assessment to be performed. Additional ablution facilities required, additional registry and storage space required, window frames to be replaced, rotten wooden flooring to be replaced and parking to be retarred. Fence and turnstile required to secure for Exam registration and barbed wire required for security purposes.
9	Metro East Education District	District Office	Metro East	Kuilsriver	Kuilsriver	0107007959	Condition assessment to be performed and office maintenance to be carried out. Security gate to be moved and access control to be installed for security during exams registration.
10	Metro South Education District	District Office	Metro South	Lenteguer	Mitchell's Plain	0106007961	Condition assessment to be performed and office revamped.
11	Ceres Satellite Office	Satellite Office	Cape Winelands	Ceres	Ceres		Condition assessment to be performed and office revamped.
12	Eden and Central Karoo Education District	District Office	Eden and Central Karoo	George	George	0100000016	Condition assessment to be performed and office revamped.
13	Cape Winelands	Satellite Office	Cape Winelands	Paarl	Paarl	0108007964	Condition assessment to be performed and office revamped.

14	Stellenbosch Satellite Office	Satellite Office	Cape Winelands	Stellenbosch	Stellenbosch	0100000243	Condition assessment to be performed and office revamped.
15	West Coast Education District	District Office	West Coast	Paarl	Paarl	0108007964	Condition assessment to be performed and office revamped.
16	EDUMEDIA	Head Office	Metro Central	Maitland	Cape Town	100000242	Condition assessment to be performed and office revamped.
17	Cape Teaching and Leadership Inst.	Head Office	Metro East	De Kuilen	Kuilsriver	0100000242	Condition assessment to be performed and office revamped.
18	Vredenburg Satellite Office	Satellite Office	West Coast	Vredenburg	Vredenburg	0100000256	Condition assessment to be performed and office revamped.
19	Malmesbury Satellite Office	Satellite Office	West Coast	Malmesbury	Malmesbury	0100000254	Condition assessment to be performed and office revamped.
20	Mossel Bay Satellite Office	Satellite Office	Eden and Central Karoo	Mossel Bay	Mossel Bay	0100000247	Condition assessment to be performed and office revamped.
21	Metro Central Education District	District Office	Metro Central	Maitland	Maitland	0105007958	Condition assessment to be performed and office revamped.
22	Cape Teaching and Leadership Inst.	Head Office	Metro East	De Kuilen	De Kuilen	0100000242	Condition assessment to be performed and office revamped.
23	Fish Hoek Satellite Office	Satellite Office	Metro South	Fish Hoek	Fish Hoek	0100000253	Condition assessment to be performed and office revamped.
24	Mitchell's Plain Satellite Office	Satellite Office	Metro South	Lentegeur	Lentegeur	0100000252	Condition assessment to be performed and office revamped.
25	Ottery Satellite Office	Satellite Office	Metro South	Ottery	Ottery	0100000241	Condition assessment to be performed and office revamped.
26	Vredendal Satellite Office	Satellite Office	West Coast	Vredendal	Vredendal	0100000258	Reconfiguration/alternative accommodation due to zoning problems
27	Robertson Satellite Office	Satellite Office	Cape Winelands	Robertson	Robertson		Condition assessment to be performed and office revamped.
28	Knysna Satellite Office	Satellite Office	Eden and Central Karoo	Knysna	Knysna	0100000248	Condition assessment to be performed and office revamped.
29	Swellendam Service Point	Satellite Office	Overberg	Swellendam	Swellendam		Condition assessment to be performed and office revamped.
30	Cape Winelands Education District	District Office	Cape Winelands	Worcester	Worcester	0100000017	Condition assessment to be performed and office revamped.
31	Piketberg Satellite Office	Satellite Office	West Coast	Piketberg	Piketberg	0100000255	Condition assessment to be performed and office revamped.
32	Hermanus Satellite Office	Satellite Office	Overberg	Hermanus	Hermanus		Condition assessment to be performed and office revamped.

**TEMPLATE 10.1: U-AMP BUDGET SUMMARY**
**USER DEPARTMENT: EDUCATION**

PROJECT	BUDGET FOR 2017/18 R'000	%	BUDGET FOR 2018/19 R'000	%	BUDGET FOR 2019/20 R'000	%
Expansion Classrooms	65 000	4.0%	55 000	3.6%	65 000	4.0%
Upgrade and Additions excl. MOD, Adhoc	108 959	6.8%	65 000	4.2%	128 200	7.9%
MOD Centres	41 381	2.6%	43 781	2.9%	46 233	2.9%
Adhoc Maintenance	10 000	0.6%	10 000	0.7%	15 000	0.9%
Grade R : Classrooms	10 000	0.6%		0.0%	10 000	0.6%
Office Buildings	8 186	0.5%	8 120	0.5%	9 050	0.6%
Human Resource Capacity (IDIP/DORA)	29 711	1.8%	31 819	2.1%	34 489	2.1%
Comprehensive maintenance (Scheduled, Width, Norms & Standards, E.P.W.P. and Management Contractor Consultant)	415 314	25.7%	427 251	27.9%	502 704	31.1%
Emergency Maintenance	30 000	1.9%	25 000	1.6%	30 000	1.9%
Relocation Mobiles	20 000	1.2%	10 000	0.7%	10 000	0.6%
Hotspot Mobiles	80 000	5.0%	10 000	0.7%	30 000	1.9%
New Schools / New Hostel	345 487	21.4%	318 740	20.8%	226 345	14.0%
Replacement Schools	367 141	22.7%	461 527	30.1%	440 723	27.3%
School Furniture New Schools	2 500	0.2%	2 500	0.2%	2 500	0.2%
Capacity Consultant / SGB Projects	10 000	0.6%		0.0%		0.0%
School Hall Programme	15 000	0.9%	5 000	0.3%	5 000	0.3%
Hostel Refurbishment PR2	55 365	3.4%	58 576	3.8%	61 856	3.8%
<b>Grand Total</b>	<b>1 614 044</b>	<b>100%</b>	<b>1 532 314</b>	<b>100%</b>	<b>1 617 100</b>	<b>100%</b>

USER DEPARTMENT: EDUCATION

	INFRASTRUCTURE DELIVERY MANAGEMENT SYSTEM “ANNEXURE B” OF THE STANDARD FOR A CONSTRUCTION PROCUREMENT SYSTEM	DOCUMENT	ANNEXURE B
		VERSION	1
DESIGNATED PERSONS, DELEGATED AUTHORITIES, THE COMPOSITION OF TEAMS, PANELS AND COMMITTEES AND THRESHOLDS ASSOCIATED WITH PROCUREMENT PROCEDURES			

VERSION	REVISION DATE	AUTHOR	CHANGES
1	15 DEC 2013	IDIP TA	ORIGINAL

	NAME	DESIGNATION	SIGNATURE	DATE
RECOMMENDED BY		Chief Director: Physical Resources		
APPROVED BY		Deputy Director General : Finance		
APPROVED BY		Head of Department		

## TABLE OF CONTENTS

<b>B1. DESIGNATED PERSONS.....</b>	<b>1</b>
<b>B2 DELEGATED AUTHORITY TO AWARD A CONTRACT .....</b>	<b>7</b>
<b>B3 COMPOSITION OF CONTROL AND GOVERNANCE COMMITTEES .....</b>	<b>8</b>
<b>B4 THRESHOLDS RELATING TO VARIOUS PROCUREMENT PROCEDURES .....</b>	<b>8</b>
<b>B5 INSURANCE VALUES .....</b>	<b>9</b>



## B1. Designated Persons

B1.1 The persons designated to take specific actions in terms of the *Standard for a Construction Procurement System* are identified in Table B1 below.

Clause in Standard for a CPS	Action required of designated person	Designated person
<b>4.1 General requirements</b>		
4.1.3	Receive reports on irregular expenditure and fruitless and wasteful expenditure	Director Supply Chain Management and take it up with Directorate Internal Control
<b>4.2 Conduct of those engaged in construction procurement processes or procedures</b>		
4.2.2.1	Receive disclosure of interest in any contract that is to be awarded	Director Supply Chain Management (SCM)
4.2.2.4c)	Grant permission for a person who prepares a procurement document or part thereof to submit a tender for work associated with such documents	Director Infrastructure Planning and Management
4.2.5.6	Receive reports of any incidences of a person who directly or indirectly offers a gratification to improperly influence in any way a procurement process, procedure or decision	Director SCM
4.2.6.1	Receive reports on any alleged irregular conduct including any alleged fraud or corruption.	Director SCM
4.2.6.2	Report breaches of the CIDB code of conduct or alleged irregular conduct to the appropriate authority	Director SCM
4.2.7	Preparation of report for placing a contractor under restrictions	Chief Architect
4.3.3a)	Preparation of documents which have a value below the threshold for quotations	Chief Architect
4.3.3c)	Invitation of quotations	Chief Architect or his/her nominee
4.3.3d)	Evaluation of quotations and the preparation of recommendations for award	Chief Architect/nominee Or Evaluation Panel, where offers are evaluated in terms of financial offer, preference and quality
<b>4.3 Procurement activities, key actions, responsibilities and gates</b>		
Table 1	See Table B2	See Table B2
Table 2	See Table B3	See Table B3
<b>4.4 Roles and responsibilities in relation to the procurement processes, activities and controls</b>		
4.4.2.1	Appoint a Documentation Review Team	Director Infrastructure Planning and Management
4.4.2.2d) 4.4.2.3b)	Approve additional clauses or variations to the standard clauses in the conditions of contract, conditions of tender or conditions for the calling for expressions of interest not provided for in the Institution approved templates	Chief Architect
4.4.2.6	Receive documentation from Documentation Review Panel for archiving	Level 8 of the Programme Management Unit
4.4.3.1	Appoint an Evaluation Panel	Chief Architect
4.4.3.3	Communicate with tenderers and respondents during the procurement process.	Agent identified by the Chief Architect in submission data or tender data of procurement documents
4.4.4.6	Receive from the Construction Procurement Committee a copy of the Construction Procurement Committee's decisions	Director Infrastructure planning and management and Director SCM
4.4.4.7	Receive from the Construction Procurement Committee a decision for the use of the negotiated procedure in an emergency.	Chief Architect and Director Supply Chain

Clause in Standard for a CPS	Action required of designated person	Designated person
4.4.4.8	Submit a motivation for an urgent decision from the Construction Procurement Committee which cannot be held over to the next meeting.	Chief Architect
4.4.6.3.2	Submit a motivation for not conducting a competition amongst framework contractors	Chief Architect
4.4.6.2.4	Receive notification of an award of a contract through a negotiated procedure	Director SCM
4.4.7.1.1	Prepare a procurement plan for submission to the Provincial Treasury	Chief Architect
4.4.7.1.2	Approval of procurement plan	Director Infrastructure Planning and Management and Director SCM
4.4.7.2.1	Preparation of submission to the Provincial Treasury of particulars before advertising a tender above a threshold	Chief Architect
4.4.7.2.2	Audit tenders above a threshold	Official from internal audit
4.4.7.2.3	Audit task, batch or package orders above a threshold	Official from internal audit
4.4.7.2.4	Issue audit certificates	Official from internal audit
4.4.7.3.2	Prepare and submit motivation to the Provincial Treasury for increase in contract or task, batch or package order value above a threshold. <i>Likely to change – refer new NT Regulations</i>	Chief architect
<b>4.5 Complaints and challenges</b>		
4.5.1	Receive complaints regarding the construction procurement system	Director SCM
4.5.2	Investigate all complaints regarding the procurement system	Director SCM
4.5.3	Receive request to appoint a tender dispute adjudicator	Director SCM
4.5.3b)	Receive deposit for tender adjudicator's fee	Director SCM
<b>4.7 Usage of standard procurement procedures</b>		
4.7.1.4	Motivate the reasons for pursuing the negotiation procedure or for approaching a confined market	Chief Architect
4.7.1.5	Pursue a negotiated procedure in an emergency without prior approval	WCDTPW
4.7.1.5	Describe the circumstances surrounding the extreme or emergency situation that gave rise to the use of the negotiation procedure and submit together with this report an explanation for acceptance by the Construction Procurement Committee	WCDTPW
4.7.1.6	Motivate the reasons for pursuing the proposal procedure using the two-envelope system or the proposal procedure using the two-stage system for prior approval.	Chief Architect
4.7.2.10	Approve conditionally or unconditionally a request from the accounting officer or accounting authority of an organ of state to make use of a framework contract entered into with the institution	DDG Finance
4.7.2.11	Receive notification of the issuing by an organ of state of the award and completion of task, batch or package orders together with the total of prices at the start and end of such orders.	Director SCM
4.7.2.12	Provide any organ of state that is granted permission to make use of the institution's framework contract with a copy of the contract and any templates for the issuing of quotations or task, batch, or package order and any other relevant information pertaining to the use of the framework contract	Director SCM
4.7.5.1	<del>Receive unsolicited proposals</del> Forward unsolicited proposal together with comments regarding the merits of the proposal or a motivation to implement such a proposal to the Construction Procurement Committee.	Director infrastructure Planning and management
4.7.5.2	Receive report or recommendations on unsolicited proposals	Director Infrastructure Planning and Management

Clause in Standard for a CPS	Action required of designated person	Designated person
<b>4.8 Procurement documents</b>		
4.8.1.5	Approve the amendment to a contract	<del>Accounting officer/ Authority</del> As per tables B4 and B5
4.8.2.4	Approve the inclusion of additional clauses or variations to the standard clauses in the contract data other than the standard clauses provided in the approved standardised documents.	<i>Chief Architect</i>
4.8.6.3	Grant permission for the provision of advanced payments to contractors.	Not allowed
4.8.10.2 4.8.10.3 4.8.10.5	Determine minimum levels of insurance if the default values are insufficient	Deputy Director Finance/Director Financial Accounting
4.8.12	Waiving of the institution's intellectual property rights	<i>Executive Director: Physical Resources</i>
4.8.13.1	Grant permission for the referral of a dispute to an adjudicator	<i>Director SCM</i>
4.8.13.2	Provide advice on how to respond to a dispute raised by a contractor	<i>Director SCM</i>
4.8.13.3	Provide advice on resolving a matter by arbitration	<i>Director SCM</i>
<b>4.9 Calls for expressions of interest and invitations to submit tender offers</b>		
4.9.2.1	Determine that a shorter period for advertising in the Government Tender Bulletin is warranted	As per CDB prescriptions
4.9.3.2	Maintain a register of procurement documents not issued via a website	<i>Director SCM and Level 8 of the Programme Management Unit</i>
4.9.5.2	Ensure that the procurement documents state the closing date and time for submissions and the physical location of the tender box.	<i>Chief Architect</i>
4.9.5.3	Ensure that all tenderers and respondents who obtained procurement documents are timeously advised of any change in the closing time and date	Agent identified by Chief Architect in submission data or tender data of procurement documents
4.9.5.5	Keep <del>key</del> for tender box and open box on stipulated closing date.	<i>Level 8 SCM Unit</i>
4.9.6.1	Appoint an Opening Panel	<i>Director SCM</i>
4.9.10.1	Provide written reasons for actions taken	<i>Director SCM</i>
4.10.2.2	Ensure that supplier database forms are fully completed as soon as possible	<i>Level 8 SCM Unit</i>
<b>4.11 Administration of contracts</b>		
4.11.1.3	Obtain in accordance with the requirements of the contract, all performance bonds, insurance certificates and the like, log and monitor the expiry date of each document and arrange for the originals to be stored in a fire proof safe.	<i>Level 8 SCM Unit</i>
4.11.2.2.1	Directing that performance reports are required where contract values are different to the standard values.	<i>Chief Architect</i>
4.11.2.2.2	Develop a performance report	<i>Level 11 of the Programme Management Unit</i>
4.11.2.2.3	Issue the contractor with the performance criteria, weightings and scores	Assigned contract manager (assigned by Chief architect)
4.11.2.2.4	Evaluate a contractor's performance	Assigned contract manager (assigned by Chief Architect)
4.11.2.2.6	Completion of an evaluation report	Assigned contract manager (assigned by Chief Architect)
4.11.2.2.7	Delegate an independent official to review a contractor's score	<i>Chief Architect</i>
4.11.3.1	Prepare a motivation to authorise increases in the total of prices excluding price adjustment for inflation in excess of the amount stated in Annexure B.	<i>Chief Architect</i>

**Table B1: Identification of designated persons to undertake specific actions in terms of the Standard for a Construction Procurement System**

B1.2 The persons designated to take specific actions in procurement activities associated with the formation and conclusion of contracts are identified in Table B2 below.

#	Sub-Activity		Designated person
Activity 1: Establish what is to be procured (Applies only to goods and services not addressed in a construction procurement strategy)			
1.1	Prepare broad scope of work for procurement		Chief Architect or assigned procurement leader
1.2	Estimate financial value of proposed procurement		Chief Architect or assigned procurement leader
1.3 PG1	Obtain permission to start with the procurement process		Chief Architect or assigned procurement leader from the Director Infrastructure planning and Management
Activity 2A: Decide on procurement strategy (Applies only to goods or services not included in a construction procurement strategy)			
2.1	Establish opportunities for promoting secondary procurement policies, if any		Chief architect or assigned procurement leader
2.2	Establish contracting and pricing strategy		Chief Architect or assigned procurement leader
2.3	Establish targeting strategy		Chief Architect or assigned procurement leader
2.4	Establish procurement procedure		Chief Architect or assigned procurement leader
2.5 PG2	Obtain approval for procurement strategies that are to be adopted		Chief Architect or assigned procurement leader
Activity 3: Solicit tender offers			
3.1	Prepare procurement documents		Chief Architect or assigned procurement leader
3.2 PG3	Obtain approval for procurement documents		Documentation Review Team
3.3 PG4	Confirm that budgets are in place		Quantity Surveyor Planning (line function)
3.4	Invite tenderers or respondents to submit tender offers or expressions of interest	Advertise tenders or calls for expressions of interest in media/ invite contractors to make submissions and issue procurement documents	Level 7 SCM Unit
		Conduct clarification meetings and develop addenda	Chief Architect or assigned procurement leader (by Chief architect)
		Communicate with tenderers or respondents up until closing time for submissions	Agent identified by Chief Architect/Director SCM in submission data or tender data of procurement documents
		Advertise tenders or calls for expressions of interest on CIDB website	Level 7 SCM Unit
3.5	Receive tender offers or expressions of interest		Level 7 SCM Unit
3.6	Open and record expressions of interest received		Opening Panel (appointed by Director SCM)
3.7	Evaluate expressions of interest		Evaluation Panel (appointed by Chief Architect)
3.8	Prepare evaluation report on short-listing process		Evaluation Panel
3.9 PG5	Confirm shortlist		Construction Procurement Committee
3.10	Invite tender offers from short-listed tenderers	Invite tender offers from shortlisted tenderers	Director Supply Chain
		Communicate with tenderers up until closing time for submissions	Agent identified by Chief Architect/Director Supply Chain in submission data or tender data of procurement documents



#	Sub-Activity		Designated person
Activity 4: Evaluate tender offers			
4.1	Open and record tender offers received		Opening Panel (SCM)
4.2	Determine whether or not tender offers are complete		Evaluation Panel
4.3	Determine whether or not tender offers are responsive		Evaluation Panel
4.4	Evaluate tender submissions		Evaluation Panel
4.5	Perform a risk analysis		Evaluation Panel
4.6	Prepare a tender evaluation report		Evaluation Panel
4.7 PG 6	Confirm recommendation contained in the tender evaluation report where the transaction for a particular procedure is greater than the thresholds contained in Table B4.		Construction Procurement Committee
Activity 5: Award contract			
5.1	Notify successful tenderer and unsuccessful tenderers of outcome		Level 7 SCM Unit
5.2	Compile contract document		Director Supply Chain
5.3	Audit tender process		Internal audit
5.4 PG 7	Formally accept tender offer		Delegated Authority
5.5	Capture contract award data		Level 8 SCM Unit
5.6	Register on supplier database		Assigned contract manager Level 8 SCM Unit
Activity 6: Administer contracts and confirm compliance with requirements			
6.1	Administer contract in accordance with the terms and provisions of the contract		Assigned contract manager (by Chief Architect/Director Supply Chain)
6.2	Ensure compliance with requirements		Assigned contract manager
6.3	Capture contract completion/termination data		Assigned contract manager
6.4 PG 8A	Obtain approval to waive penalties or low performance damages.	Prepare motivation for waiving of penalties and low performance damages.	Chief Architect or assigned procurement leader
		Approve waiver of penalties or low performance damages.	Construction Procurement Committee
6.5 PG 8B	Obtain approval to notify and refer a dispute to an adjudicator	Outline the essence of the dispute and the reasons for wishing to refer the dispute to an adjudicator.	Assigned contract manager
		Approve referral for a dispute to an adjudicator.	Director infrastructure Planning and Management
6.6 PG 8C	Obtain approval for events which in terms of the contract increase the total of prices or the time for Completion by more than 1%.  (NOTE: Designated person may increase values in terms of the contract up to 1% but not beyond this value)	Finalise submission for increases in the total of prices or time for completion in terms of the contract	Assigned contract manager
		Grant permission to approve an increase in prices or time in terms of the contract if the total of prices does not exceed the total of prices at award by more than the amounts stated in Table B8 or the time for completion at award by more than 20%.	Director Infrastructure planning and Management
6.7 PG 8D	Obtain approval to exceed the total of prices at award by the amounts stated in Annexure B or the time for completion at award by more than 20%	Prepare motivation for exceeding the total of prices at award by more than the amounts stated in Table B8 or the time for completion at award by more than 20%, setting out the precise reasons for the increase in the cost of goods, services or works.	Chief Architect or assigned Procurement Leader

#	Sub-Activity		Designated person
		Approve amount or time overruns.	Director Infrastructure Planning and Management
6.8 PG8E	Obtain approval to cancel or terminate a contract	Prepare motivation to terminate or cancel a contract and obtain advice as necessary from the Legal Advisor (National Mandates)	Chief architect or assigned contract manager /
		Approve termination or cancellation of contract	Director Supply Chain
6.9 PG8F	Obtain approval to amend a contract	Formulate proposed amendment to the contract and formulate a motivation to do so	Chief Architect or Assigned contract manager
		Approve proposed amendment to the contract	Accounting officer / authority Director Supply Chain
6.10	Finalise contract		Assigned contract manager
6.11	Capture contract completion / termination data for construction works contracts.		Level 8 SCM Unit

Table B2: Identification of designated persons in procurement activities associated with the formation and conclusion of contracts

B1.3 The persons designated to take specific actions in procurement activities associated with the issuing of task, batch or package orders are identified in Table B3 below.

#	Activity		Designated person
1	Prepare procurement documents		Chief Architect or assigned Procurement Leader in instances where framework is procured by WCED. Or WCDTPW where the framework contract is procured by WCDTPW and used by WCED.
2PG	Obtain approval for procurement documents		Documentation Review Team or WCDTPW
3PG	Confirm that budgets are in place		Deputy Director Finance
4	Issue draft task or package order documentation	Issue draft task or package order to and consult with contractor where competition is not reopened	Assigned Contract Manager
		Invite quotations from framework contractors where competition occurs	Assigned Contract Manager
		Receive and open submissions	Opening Panel/ or WCDTPW
5	Evaluate quotations where competition occurs		Evaluation Panel/ or WCDTPW
6PG	Confirm recommendations and authorise the issuing of the task, batch or package order		Chief Architect or Post Levels 1 to 5 at schools
7	Log task, batch or package order onto management system		Assigned Contract Manager
8	Issue task, batch or package order to contractor		Assigned Contract Managers
9	Notify issuing of task, batch or package order to oversight committee		Assigned Contract Manager or Delegated Authority as per table B5
10	Administer orders in accordance with contract and confirm compliance with requirements		See sub-activities and key actions associated with an Activity 6 in Table B2.

Table B3: Identification of designated persons in procurement activities associated with the issuing of task, batch or package orders



## B2 Delegated Authority to Award a Contract

B2.1 The Delegated Authority who is empowered to award a contract or issue a task, batch, package order is as stated in Tables B4 and B5 below.

Category	Delegated authority	Total of prices at the time that a contract is awarded (including VAT)
<b>Shopping procedure</b>		
I	Director Infrastructure Planning and Management or Principals at schools (Post Levels 1 to 5)	Below the limits set in Table B7
<b>Negotiation procedure below a threshold set out in Table B7</b>		
IIA	Director Infrastructure Planning and Management	Goods and services below the limits set in Table B7
IIB	Director Infrastructure Planning and Management	Works below the limits set in Table B7
IIC	Director Infrastructure Planning and Management	Professional services below the limits set in Table B7
<b>Quotation procedure</b>		
III	Director Infrastructure Planning and management and School Principals (Post Levels 1 to 5) at Section 21 Schools	Below the limits set in Table B7
<b>Value of contract above the threshold for the quotation procedure</b>		
IVA	Chief Director Physical Resources	Above a value of R500 000-00

Table B4: Delegations for the award of contracts

Category	Delegated authority	Total of prices at the time that an order is instructed (including VAT)
A	Chief Director Physical Resources	Package orders having a value greater than R500 000-00 Batch and task orders having a value greater than R500 000-00
B	Director Infrastructure Planning and Management or School Principals at Section 21 schools (Post Levels 1 to 5)	Package orders having a value up to R500 000-00 Batch and task orders having a value of up to R500 000-00
C	Chief Architect and Principals at Section 21 Schools	Package orders having a value up to R50 000-00 Batch and task orders having a value of up to R50 000-00

Table B5: Delegations for the issuing of a task, batch or package order

### **B3 Composition of Control and Governance Committees**

B3.1 The composition of the control and governance committees shall be as stated in Table B6 below.

Committee	Composition
Documentation Review Team	The composition shall be as follows: <ul style="list-style-type: none"><li>Two or more suitably qualified persons in respect of each procurement or task, batch or package order; and</li><li>Where required, the client's representative</li></ul>
Evaluation Panel	The composition shall be as follows: <ul style="list-style-type: none"><li>Two or more suitably qualified persons, provided that the evaluation of quality is undertaken by at least three persons who are fully conversant with the technical aspects of the procurement; and</li><li>Where required, the client's representative</li></ul>
Construction Procurement Committee	The composition of the committee shall be as follows: <ul style="list-style-type: none"><li>A minimum of two suitably qualified senior persons</li><li>Where required, the client's representative</li><li>Observers nominated by the SCM Unit</li></ul>
Opening panel	Two persons who have no interest in the tenders that are opened

Table B6: Composition of control and governance committees

### **B4 Thresholds Relating to Various Procurement Procedures**

B4.1 The thresholds relating to various procurement procedures are as stated in Table B7 below.

Procedure (see Table 6 and ISO 10845-1)	Conditions which need to be satisfied in order to utilise the procedure	Threshold (Rand including VAT) or lower value set by institution
Negotiated	The services, goods or works have a value not exceeding a threshold	R75 000-00
	A professional service contract has a value not exceeding a threshold	R250 000-00
Nominated procedure	Any procurement not exceeding a threshold	R1 500 000-00
Quotation procedure	Any procurement where the estimated value does not exceed a threshold	R500 000-00
Shopping procedure	Supplies contract which involves readily available goods not exceeding a threshold	R10 000-00

Table B7: Thresholds relating to various procedures

B4.2 The thresholds relating to compliance monitoring are as stated in Table B8 below.

Item	Reference	Threshold
Submissions to Provincial Treasury	Procurement plans (4.4.7.1) (Permission to advertise 4.4.7.2)	R10 million including VAT
Audit of procurement process	4.4.7.2.2	
Increases in the total of prices excluding price adjustment for inflation	4.4.7.3	<b>Goods and services</b> 15% or R15 million including VAT, whichever is the lesser <b>Engineering and construction works</b> 20% or R20 million including VAT, whichever is the lesser
Performance evaluation reports	4.11.2.2.1	<b>Engineering and construction works contracts or package orders</b> having a value in excess of R 40 000 000 including VAT <b>service contracts or task orders</b> having a value in excess of R 4 000 000 including VAT

Table B8: Thresholds relating to various procedures

B4.3 The thresholds relating to the **negotiated procedure** are as stated in Table B9 below.

Action	Threshold
Prior consultation with Provincial Treasury is required	Above R5 million including VAT
Report to Provincial Treasury and Auditor General	Above R1 million including VAT

Table B9: Thresholds associated with the negotiated procedure

## **B5. Insurance Values**

B5.1 The insurance values stated in Table B10 apply.

Type of insurance	Value
Engineering and construction contracts - loss of or damage to property (except the works, Plant and Materials and Equipment) and liability for bodily injury to or death of a person (not an employee of the Contractor) caused by activity in connection with a contract	≥ R20 million
Professional services and service contracts - death of or bodily injury to employees of the Contractor arising out of and in the course of their employment in connection with a contract or damage to property	≥ R10 million
Professional indemnity insurance	geotechnical, civil and structural engineering: ≥ R5,0 million electrical and mechanical engineering: ≥ R3,0 million architectural: ≥ R5,0 million other: ≥ R3,0 million

Table B10: Minimum Insurance Cover