


SECTION A:

QUESTION 1

1.1	1.1.1	B ✓✓		(10 x 2)	(20)
	1.1.2	D ✓✓			
	1.1.3	A ✓✓			
	1.1.4	C ✓✓			
	1.1.5	C ✓✓			
	1.1.6	D ✓✓			
	1.1.7	D ✓✓			
	1.1.8	B ✓✓			
	1.1.9	C ✓✓			
	1.1.10	B ✓✓			
1.2	1.2.1	G ✓✓		(5 x 2)	(10)
	1.2.2	J ✓✓			
	1.2.3	H ✓✓			
	1.2.4	B ✓✓			
	1.2.5	F ✓✓			
1.3	1.3.1	Budget ✓✓		(5 x 2)	(10)
	1.3.2	Collateral/fixed asset ✓✓			
	1.3.3	Risk ✓✓			
	1.3.4	Genetic modification(GM)/engineering/biotechnology ✓✓			
	1.3.5	Quantitative ✓✓			
1.4	1.4.1	Co-operative/pool ✓		(5 x 1)	(5)
	1.4.2	Bartering ✓			
	1.4.3	Entrepreneur ✓			
	1.4.4	Depreciation ✓			
	1.4.5	Variation/biometrics/EBV ✓			
TOTAL SECTION A:					45

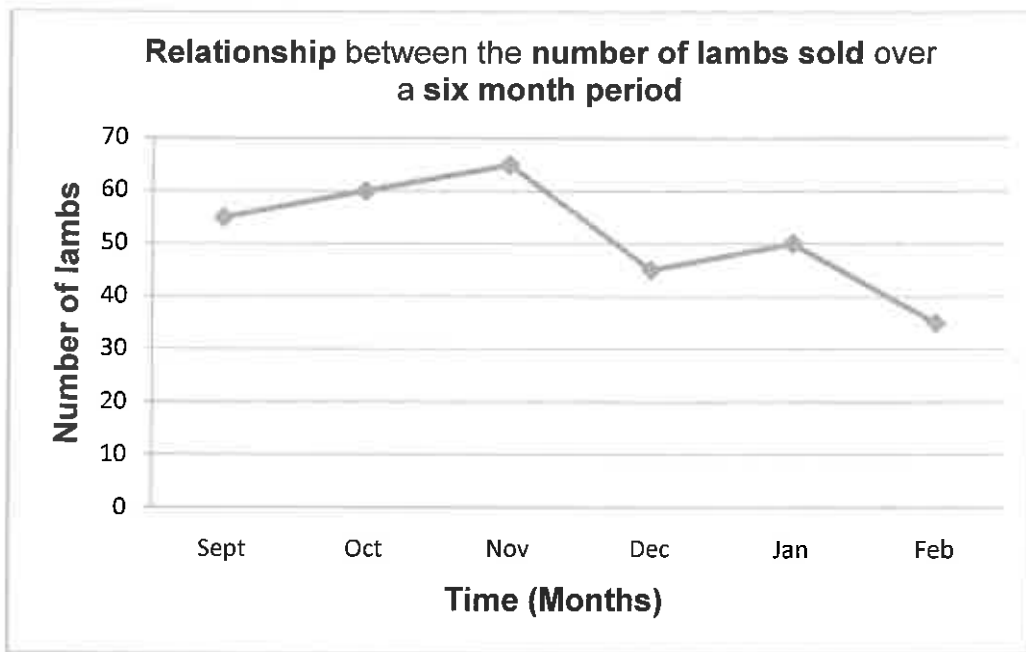
MA FK SM

SECTION B

QUESTION 2: AGRICULTURAL MANAGEMENT AND MARKETING

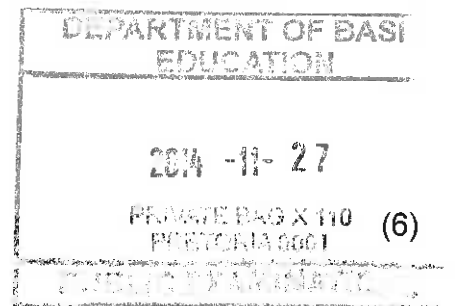
2.1 The price and the quantity of lambs sold by a farmer over a period of six months

2.1.1 Line graph showing the relationship between the number of lambs sold and the months of the year



Criteria/rubric/marketing guidelines

- Correct heading ✓
- Y - axis –Correct labelled (Number of lambs) ✓
- X - axis –Correct labelled (Sept. - Feb.) ✓
- Correct calibrations of X and Y axe ✓
- Accuracy ✓
- Line graph ✓



2.1.2 **Month with the highest income**

- November ✓✓

(2)

2.1.3 **Marketing strategy**

- Use of a breeding season/planning for marketing stage ✓
- Supply most of their animals during the festive season/December ✓
- Promotion/advertising/market research ✓
- Market animals when the price is the highest ✓

(Any 1) (1)

2.1.4 **Calculation of the price per lamb for**

(a) **October:** 27kg x R81/kg ✓
= R2 187 ✓

(2)

(b) **December:** 27kg x R110/kg ✓
= R2 970 ✓

(2)

- 2.1.5 **Economic reason for a decrease in supply**
- Drop in price in January for lambs ✓
 - Biggest demand is over/festive season is over/ withholding stock/speculating for a higher price ✓
 - Scarcity of money after the festive season ✓
 - The farmer ran out of stock/no stock available ✓ (Any 1) (1)

2.2 **Marketing strategies**

- 2.2.1 **Marketing system for group 2**
Free marketing/direct system ✓ (1)

- 2.2.2 **TWO reasons to justification the choice in Question 2.2.1**
- Sold vegetables from door to door/sell at any place/ no middleman ✓
 - Individuals responsible for their own marketing ✓
 - Sell at their own price ✓ (Any 2) (2)

- 2.2.3 **Group's marketing strategy**
- (a) Group 1 ✓ (1)
 - (b) Group 2 ✓ (1)


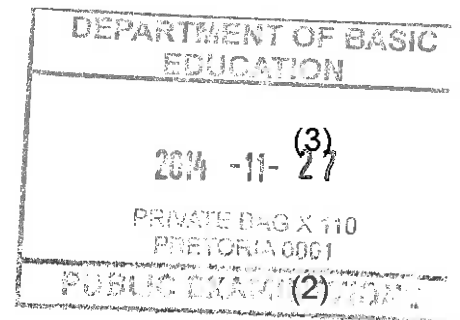
- 2.2.4 **Reason for a pool marketing system**
- Sold at a fixed price/price control ✓
 - Vegetables were combined/stockpile ✓ (Any 1) (1)

2.3 **Diagram of the marketing procedures for an agricultural product.**

- 2.3.1 **Identification of marketing function**
A: Distribution/transport/delivery ✓
B: Processing/value adding ✓
C: Packaging ✓

- 2.3.2 **Differentiation of the price of Product:**
A - Raw product with a **lower** price ✓
D - Processed product with a **higher** price ✓

- 2.3.3 **TWO aspects of a SWOT analysis**
- Strengths ✓
 - Weaknesses ✓
 - Opportunities ✓
 - Threats ✓ (Any 2) (2)



SM
FR

2.3.4 **TWO aspect to be included in feasibility study**

- Demand for the final product/market research ✓
- Availability of skilled labour ✓
- Capital investment needed/availability of capital ✓
- Support structures needed/resources/storage facilities ✓
- Distance to/from markets/accessibility ✓
- Operation of plant during the off season ✓
- Profitability ✓
- SWOT analysis ✓

(Any 2) (2)

2.4 **Activities related to the production and marketing of agricultural product**2.4.1 **THREE activities in the following order:**

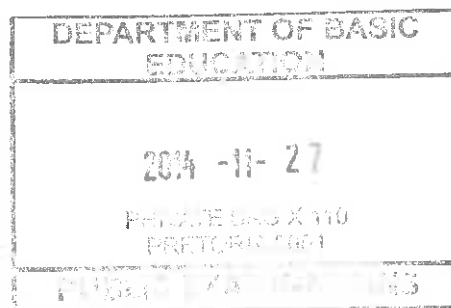
- Planning for production ✓
- Soil preparation and planting ✓
- Grading ✓
- Storage ✓
- Distribution ✓
- Sales to consumers ✓ (Any 3 in a CORRECT ORDER) (3)

2.4.2 **TWO problems with the distribution during marketing of agricultural products**

- Poor infrastructure/bad roads ✓
- Transportation/wide distribution and distances to markets ✓
- Accidents/theft can cause losses ✓
- High transportation cost ✓
- Spoilage of products in the market chain/perishability ✓
- Products not properly handled/stored ✓ (Any 2) (2)

2.4.3 **Activities related to the standardisation of agricultural products**

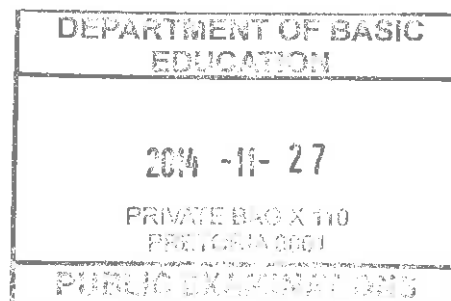
Grading ✓

(1)
[35]

UA SM
FK

QUESTION 3: PRODUCTION FACTORS**3.1 Contract between an employer and an employee**

- 3.1.1 Type of worker signing a contract** (1)
- Permanent/fixed/full time worker ✓
- Justification with reason**
- Long term employment/1 February 2011 - retirement ✓✓
 - Entitled to some benefits, e.g. annual leave ✓✓ (Any 1) (2)
- 3.1.2 Labour legislation**
- (a) Basic Conditions of Employment Act.
(Act Number 75 of 1997)**
- Duration of contract: 01 February 2011 - retirement or till the contract ends ✓
 - Remuneration/Amount ✓
 - Terms of employment/leave/working hours: ✓ (Any 1) (1)
- (b) Occupational, Health and Safety Act.
(Act 85 of 1993)**
- Protective clothing: ✓ (1)
- 3.1.3 Aspect that contributes to scarcity of labour:**
- Remuneration of R2 500 ✓
 - The industry pay more for skilled labour ✓
- Or**
- Working hours from 06h00 to 17h00 ✓
 - Industry is shorter working hours ✓
- Or**
- Leave: One week paid leave per annum ✓
 - Longer/paid leave period is given to workers in industry ✓
- Or**
- Protective clothing: None ✓
 - Dangerous working conditions ✓ (2)
- 3.1.4 HIV impact on the productivity of a farming business**
- Worker would be sick and absent from work ✓
 - Lower productivity/worker will work slowly/shorter hours ✓
 - Labour shortages/difficult to complete tasks ✓
 - Extra financial/cost burden/support on the farmer ✓
 - Planning/running the farm becomes more difficult ✓
 - Loss of skills/experience ✓ (Any 2) (2)



NA SM
FR

3.2 Diagram representing capital forms

3.2.1 Types of capital represented by:
 A - movable capital ✓
 C - fixed/immovable/movable capital ✓ (2)

3.2.2 TWO examples of floating capital in the farming operation

- Feeds ✓
- Medication/chemicals ✓
- Cleaning/sanitation substances ✓
- Electricity ✓
- Fuel ✓
- Wages/salaries/cash ✓
- Fertilisers/manure ✓
- Stationery ✓
- Seeds ✓

(Any 2) (2)

3.3 Information on assets and liabilities on a farm

3.3.1 Table and calculation of the net worth of the farm

✓ Assets	Rand	Liabilities	Rand
Farm	3 500 000	Tractor loan	365 000
Vehicles	275 000	Overdraft	150 000
Cash	50 000	Bond	4 200 000
Buildings	650 000		
Total	4 475 000 ✓	Total	4 715 000 ✓
Net worth	R 4 475 000 – R 4 715 000 = R – 240 000 or (R240 000 deficit) ✓✓		

Mark allocation/marking guidelines/rubric:

- Redrawing the table with the correct headings
- Assets sorted correctly
- Total of assets
- Liabilities sorted correctly
- Total of liabilities
- Net worth

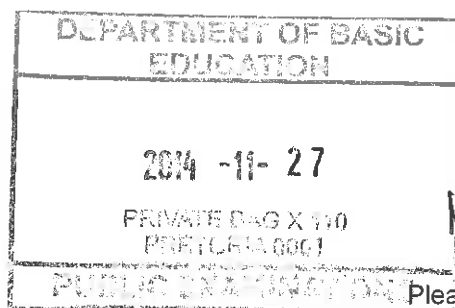
(7)

3.3.2 Viability of the farming business

- Not viable ✓ (1)

Justification with reason

- Loss/deficit of – R240 000/insolvent/bankrupt/liabilities are greater than the assets ✓ (1)



3.4 Fertilizer applied and the quantity of potato produced on piece of land**3.4.1 Economic characteristic shown by the data in the table**

- The law of diminishing returns ✓ (1)

3.4.2 Relationship between fertilizer input and yield

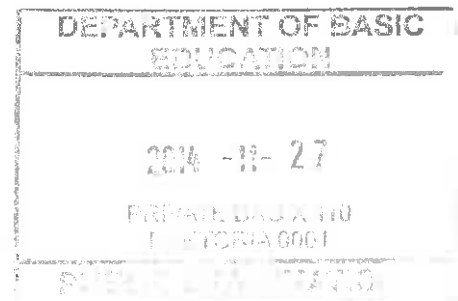
- Potato yield will increase with an increase in fertiliser input until optimum production is reached ✓
- A further increase in fertiliser input result in a decreasing increase of potato yield ✓
- After that production of potatoes will stabilise/remain constant ✓ (Any 2) (2)

3.4.3 TWO measures a farmer can employ to the land in order to be more productive

- Scientific/precision farming methods/fertiliser/manure/correct cultivation methods/crop rotation ✓
- Consolidation of small/uneconomic units ✓
- Restoring land potential/resting the land/correct land utilisation ✓
- Responsible application chemicals/pesticides/herbicides ✓
- Irrigation/permanent water supply ✓ (Any 2) (2)

3.5 Passage on managerial principles**3.5.1 TWO managerial principles**

- Planning ✓
- Organization/co-ordination ✓
- Decision making ✓
- Control ✓
- Motivation ✓
- Communication ✓
- Leading and direction ✓
- Monitoring ✓
- Implementation ✓ (Any 2) (2)

**3.5.2 TWO external forces**

- Legal/legislation/politics ✓
- Economic/marketing environment ✓
- Capital /funding ✓ (Any 2) (2)

3.5.3 Types of essential farm records

- (a) List/record ✓ of assets/all the machinery/equipment/livestock/other moveable items on the farm ✓ (2)
- (b) A record of all the breeding stock ✓ that is used in a particular breeding program and their activities ✓ (2)

[35]

QUESTION4: BASIC AGRICULTURAL GENETICS

4.1 Dihybrid crossing on horns and hair colour

4.1.1 The genotype of individual number 11 and 14

- (a) 11 - aaBB ✓ (1)
- (b) 14 - Aabb ✓ (1)

4.1.2 The phenotype of individual number 6 and 12

- (a) 6 - Red and polled/no horns ✓ (1)
- (b) 12 - Black and horned ✓ (1)

4.1.3 Phenotype of the offspring between number 6 and 16:

✓	Ab	Ab ✓
ab	Aabb	Aabb ✓
✓ ab	Aabb	Aabb

Mark allocation/marketing guidelines/rubric

- Punnet square
- Parent 1 gametes
- Parent 2 gametes
- Genotype of offspring (4)

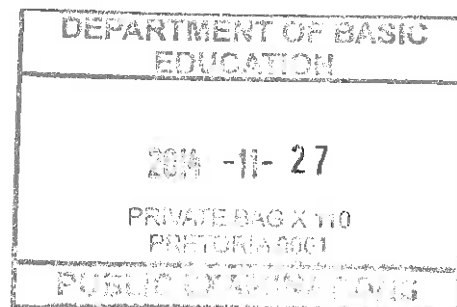
4.1.4 Phenotype of the crossing in QUESTION 4.1.3

- Red and polled/no horns ✓ (1)

4.2 Breeding systems and technologies

4.2.1 The breeding methods:

- A. Upgrading ✓
- B. Inbreeding ✓
- C. Crossbreeding ✓



4.2.2 Breeding method for heterosis
C/A ✓ (1)

4.2.3 TWO disadvantages of inbreeding

- Loss of vigour/performance/inbred depression ✓
 - Loss of fertility ✓
 - Smaller genetic variation ✓
 - Increase of lethal genes which can result in death ✓
 - Reduced vitality ✓
 - Fixation of undesired genes ✓
 - Expert knowledge required ✓
 - Less resistance to diseases ✓
 - Poorly adapted to the environment ✓
 - Deformed animals ✓
- (Any 2) (2)

4.2.4 **Change the enterprise from Brahman to a Bonsmara Upgrading/A ✓** (1)
Nguni cattle with a distinct colour pattern

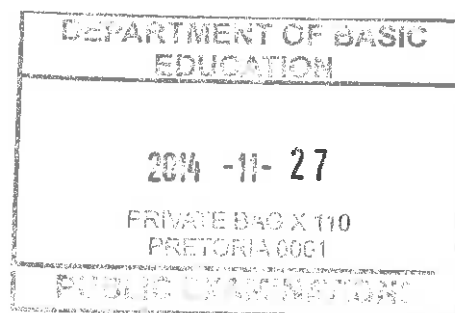
4.3.1 **Identify this type/mechanism of heredity** (1)
 • Co-dominance ✓

4.3.2 **Explanation of colour combination** (2)
 • Both white and red hair fibres are present ✓
 • The offspring has the phenotype of both parents ✓
 • No intermediate/mixture of colour is formed ✓ (Any 2)

4.3.3 **Difference between incomplete and co-dominance** (2)
 • **Incomplete dominance**
 Offspring has a phenotype that is in-between those of the parents ✓
 • **Co-dominance**
 Offspring has the phenotype/colour of both parents ✓

4.4 **Techniques to change DNA of tomato plant**

4.4.1 **TWO other methods** (2)
 • Micro-injection ✓
 • Gene gun/biostic ✓
 • Agro-bacterium tumefaciens ✓
 • Electroporation ✓
 • Recombination DNA ✓
 • Calcium phosphate precipitation ✓
 • Gene silencing ✓
 • Gene splicing ✓
 • Lipofection ✓



4.4.2 **TWO disadvantages of DNA modified tomatoes** (2)
 • Health concerns/allergies ✓
 • Not enough research has been done ✓
 • Expensive ✓
 • Super weeds develop from tomato pollen ✓
 • Religious beliefs ✓

4.5 **Differences between continuous and discontinuous variation** (2)
Continuous variation
 • There is a complete range of characteristics from one extreme to another ✓
Discontinuous variation
 • Characteristics have a few clear-cut forms/no intermediate forms in between ✓

4.6 **Traditional selection method**

4.6.1 **Define selection**

- Process of choosing/identifying specific individuals ✓
- For their desired characteristics/traits ✓
- To be used in the production of quality offspring ✓ (Any 2) (2)

4.6.2 **Method of selection in the scenario.**

- Mass selection ✓ (1)

4.6.3 **THREE characteristic considered for selection**

- Growth ✓
- Health ✓
- Fertility ✓ (3)

4.6.4 **Aspects to improve phenotype of animals**

(a) **Best** bulls for growth/health/fertility were shared ✓ (1)

(b) Utilizing the best available pastures/keeping them away from wet/muddy areas ✓ (1)

[35]

TOTAL SECTION B: 105
GRAND TOTAL: 150

