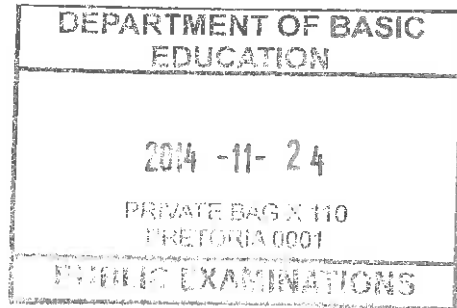


SECTION A

QUESTION 1

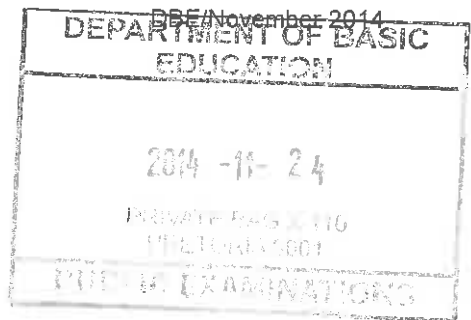


1.1	1.1.1	C ✓✓		
	1.1.2	D ✓✓		
	1.1.3	B ✓✓		
	1.1.4	B ✓✓		
	1.1.5	D ✓✓		
	1.1.6	D ✓✓		
	1.1.7	B ✓✓		
	1.1.8	D ✓✓		
	1.1.9	C ✓✓		
	1.1.10	A ✓✓	(10 x 2)	(20)
1.2	1.2.1	None ✓✓		
	1.2.2	A only ✓✓		
	1.2.3	Both A and B ✓✓		
	1.2.4	B only ✓✓		
	1.2.5	A only ✓✓	(5 x 2)	(10)
1.3	1.3.1	Fodder/feed flow ✓✓		
	1.3.2	Neck/head clamp ✓✓		
	1.3.3	Seminal vesicle/vesicular glands ✓✓		
	1.3.4	Oogenesis/ovigenesis ✓✓		
	1.3.5	Mastitis ✓✓	(5 x 2)	(10)
1.4	1.4.1	Mechanical/physical ✓		
	1.4.2	Cafeteria style/ad lib/free choice ✓		
	1.4.3	Isolation/separation ✓		
	1.4.4	Iron/Fe/ferrous sulphate ✓		
	1.4.5	Synchronisation ✓	(5 x 1)	(5)
			TOTAL SECTION A:	45

CA

FR.

SM

**SECTION B****QUESTION 2: ANIMAL NUTRITION****2.1 Path of food in the stomach of a ruminant****2.1.1 Identification of the type of animal**

- Ruminant/cattle/sheep/goats ✓

(1)

2.1.2 Identification of the processes illustrated by A, B and C

- A. Swallowing/peristalsis/ingestion/intake of food ✓
- B. Regurgitation/retro-peristalsis ✓
- C. Re-swallowing/peristalsis ✓

(3)

2.1.3 Justification of the advantages of process B

- Food broken down mechanically into finer particles ✓
- Increases surface area of food ✓
- Stimulates secretion of saliva to maintain rumen pH levels ✓
- Improves the mixing of food ✓
- The forming of bolus ✓

(Any 3) (3)

2.2 The quality of pastures and nutritional values over three seasons**2.2.1 Description of the size of micro-organism population**

- (a) Increase/high in population of amylolytic bacteria ✓✓
(due to high energy in pasture)
- (b) Decrease/low in population of proteolytic bacteria ✓✓
(due to low quality protein in pasture)

(2)

(2)

2.2.2 Quality of supplementary feed in winter

- Supplement high/rich in proteins/nitrogen/NPN ✓✓
- Rich in carbohydrates/energy ✓✓
- Supplementing with feed rich in minerals/vitamins ✓✓

(Any 1) (2)

2.2.3 The vitamin that is likely to be deficient in winter

Vitamin A/retinol ✓

(1)

2.3 Coefficient of digestibility of hay**2.3.1 Coefficient of digestibility**

$$\text{DM of hay: } 24\text{kg} \times \frac{12}{100} = 2,88\text{kg} \text{ or } 24\text{kg} \times 0,88 = 21,1\text{kg}$$

$$24\text{kg} - 2,88\text{kg} = 21,1\text{kg} \checkmark$$

$$\text{CD} = \frac{\text{Dry matter intake (kg)} - \text{dry mass of manure (kg)}}{\text{Dry matter intake (kg)}} \times \frac{100}{1} \checkmark$$

$$= \frac{21,1\text{kg} - 7,3\text{kg}}{21,1\text{kg}} \times \frac{100}{1} \checkmark$$

$$= 65,4 \checkmark\% \checkmark$$

(5)

NA
FK
SM

- 2.3.2 **Justification for not recommending the hay**
- Digestibility is 65,4% ✓
 - therefore it needs supplementation to improve digestibility ✓ (2)

2.4 **Composition of animal feeds**

- 2.4.1 **Feed most likely to be fed to non-ruminant animals**
Feed A ✓ (1)

- 2.4.2 **Motivation for Feed A**
- Contains a low percentage of crude fibre/6% ✓
 - High percentage of TDN/80% ✓
 - Higher DP/8% ✓
 - Therefore it is easily digestible ✓ (Any 2) (2)

- 2.4.3 **Calculation of nutritive ratio of Feed B**


$$NR = 1: \frac{TDN - DP}{DP} \checkmark$$

$$= 1: \frac{50\% - 4\%}{4\%} \checkmark$$

Or

$$= 1: \frac{46\%}{4\%} \checkmark$$

$$= 1: 11.5/1:12 \checkmark$$



(3)

2.5 **Fodder flow programme**

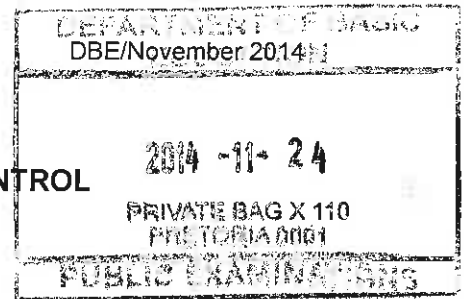
- 2.5.1 **Months in which there will be more feed**
2/two months ✓ (1)

- 2.5.2 **Month in which the feed will be most insufficient**
September/Sep. ✓ (1)

- 2.5.3 **Calculate the shortage of feed during the month of October**
- 120 tons – 80 tons = 40 tons ✓
 - 40 tons x 1000 kg ✓ or $\frac{40 \text{ tons} \times 1000 \text{ kg}}{1 \text{ ton}} \checkmark$
 - = 40 000 kg ✓ (3)

- 2.5.4 **THREE cost-effective measures of using feed for Jan and Feb**
- Cutting fodder ✓
 - Baling/making hay/ensiling (making silage) ✓
 - Storage ✓ (3)

[35]

**QUESTION 3: ANIMAL PRODUCTION, PROTECTION AND CONTROL****3.1 System of farming****3.1.1 Identification of a production system**

Back yard/free-range/subsistence ✓

(1)

3.1.2 THREE advantages of back yard system to rural communities

- Less expensive/cheaper ✓
- Easy to manage ✓
- No special equipment needed ✓
- No specialised/expert knowledge needed ✓
- More environmental friendly ✓

(Any 3)

(3)

3.1.3 THREE problems of backyard system

- Easy to contact disease ✓
- Poor feeding/feeding on less nutritious food ✓
- High risk towards predators ✓
- More feed energy is utilised for non-production purpose/low production output/slow growth rate ✓
- High risk towards theft of animals ✓
- Expose to extreme environmental conditions ✓

(Any 3)

(3)

3.2 Structures, apparatus and appliances used in the handling of farm animals in an animal production system

3.2.1 Barbed wire fence to divide area of farmland ✓

(1)

3.2.2 Kraal made from branches and sticks ✓

(1)

3.2.3 A shed made from wooden poles and canvas ✓

(1)

3.2.4 Red flags with warning signs ✓

(1)

3.3 Production systems**3.3.1 Farming system by FARMER A**

Extensive system ✓

(1)

3.3.2 TWO reasons

- Fewer workers/2 workers ✓
- Limited facilities/1 cattle handling facility/1 farm shed/8 wind pumps/1 dipping station ✓
- Fewer/smaller number of animals over a large area/400 cattle on 4800 ha ✓
- Cattle kept on natural pasture ✓

(Any 2)

(2)

3.3.3 Difference in feeding strategies

- FARMER A is feeding livestock on natural pasture ✓
- FARMER B is feeding livestock through a feedlot ✓


(2)

AK

SM

FK

- 3.3.4 **TWO measures to increase production for FARMER A**
- Supplementary feeding/nutrition ✓
 - Control adverse environmental conditions through shelter ✓
 - Control of pests and diseases ✓
 - Correct breeding methods ✓
 - More effective grazing system/rotational grazing ✓ (Any 2) (2)
- 3.4 **The health of an animal**
- 3.4.1 **Part of an animal body in which the thermometer is inserted**
Rectum/anus ✓ (1)
- 3.4.2 **Health indicators of acute condition**
- (a) Increased/high body temperature ✓ (1)
 - (b) Faster/rapid respiratory rate ✓ (1)
 - (c) Faster heart beat ✓ (1)
- 3.5 **Ticks and control**
- 3.5.1 **Type and name of tick**
- One-host tick ✓
 - Blue tick ✓ (2)
- 3.5.2 **Disease transmitted**
- Red water ✓
 - Anaplasmosis/gall sickness ✓ (Any 1) (1)
- 3.5.3 **Justification of chemical considered eco-friendly**
- Residual action ✓
 - Non-systemic ✓
 - Ox-pecker compatible ✓ (Any 2) (2)
- 3.5.4 **Method of applying the chemical**
Pour-on ✓ (1)
- 3.5.5 **Evidence of the role of state in controlling remedies and medicines**
- Registration number/Reg. No. G2837/Act 36/1947 ✓
 - Active ingredients and their quantities/Deltrametrin 0.50% m/v, Amitraz 2,0% m/v, Piperonyl Butoxide 2,0% m/v ✓ (2)



3.6 **Plant poisoning**3.6.1 **TWO plants that are poisonous**

- Poison bulb/leaf ✓
- Thorn apple ✓
- *Datura spp* ✓
- *Lantana camara* ✓
- *Drimia species* (Slangkop) ✓
- Tulp ✓
- *Seneciosis spp.* ✓
- *Pachystriga pygmaeum* (Gousiektebossie) ✓
- *Diplodiosis* ✓
- Geeldikkop ✓
- Vermeersiekte ✓
- Vuursiektebossie ✓
- Lupins ✓
- Blue-green algae ✓
- Buffalo grass ✓
- Devil's thorn ✓

(Any 2) (2)

3.6.2 **THREE measures of preventing plant poisoning**

- Remove poisonous plants from pastures/burn the infested areas/application of herbicides/chemicals ✓
- Remove animals from camps infested with poisonous plants ✓
- Feed/water animals well/provide proper nutrition ✓
- Avoid overgrazing ✓
- Practice rotational grazing ✓
- Inspect hay kept in stables ✓
- Knowledge on poisonous plants ✓
- Do not feed animals moulded hay/cut from areas with poisonous plants ✓

(Any 3) (3)
[35]**QUESTION 4: ANIMALREPRODUCTION**4.1 **Female reproductive organs**4.1.1 **Identification of parts of a female animal**

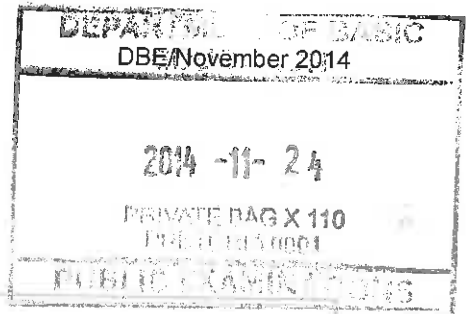
- A - Uterine horn ✓
- B - Fallopian tube/oviduct ✓
- C - Ovary ✓
- F - Vagina ✓

(4)

4.1.2 **Letter and name with alkaline plug**

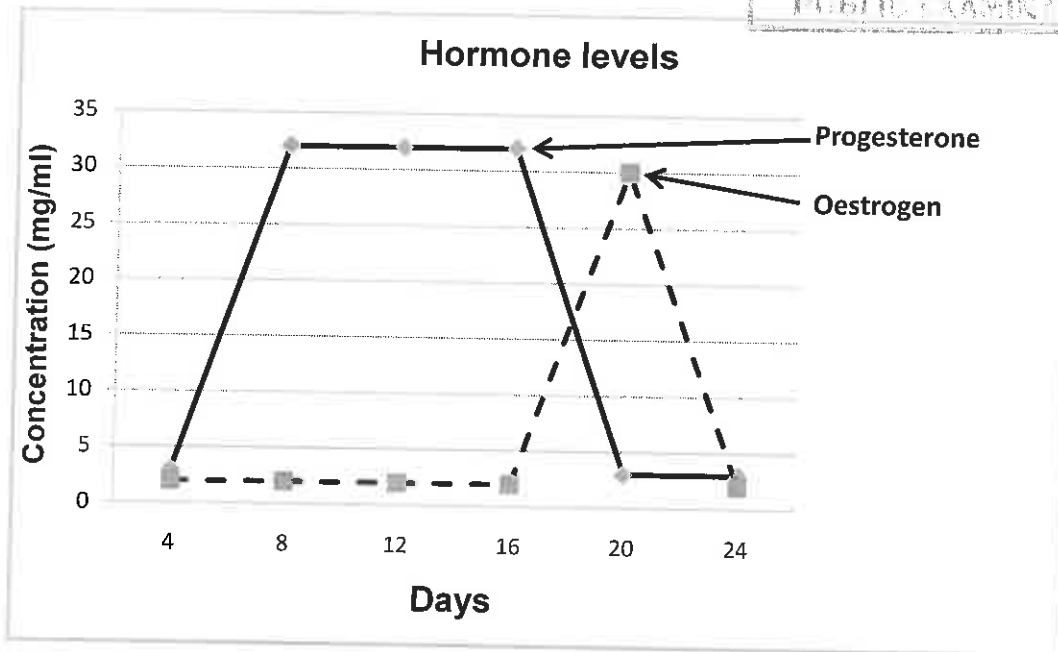
- G ✓
- Cervix ✓

(2)



4.2 Levels of hormones during oestrus cycle

4.2.1 Graph of the hormone levels



Criteria/rubric/marketing guidelines

- Correct heading ✓
 - Y-axis – correct calibrations and labelled (Concentration) ✓
 - X-axis – correct calibrations and labelled (Days) ✓
 - Correct unit ✓
 - Accuracy ✓
 - Line graph ✓
- (6)

4.2.2 Role of progesterone

Inhibits/suppresses the secretion/functioning of oestrogen ✓ (1)

4.2.3 Day when follicles will be fully developed

Day 20 ✓ (1)

4.2.4 Motivation

Oestrogen is at its highest level/30mg/ml ✓
Or
Progesterone is at its lowest levels/3mg/ml ✓ (1)

4.3 Schematic representation of a sperm cell

4.3.1 Identification of part B

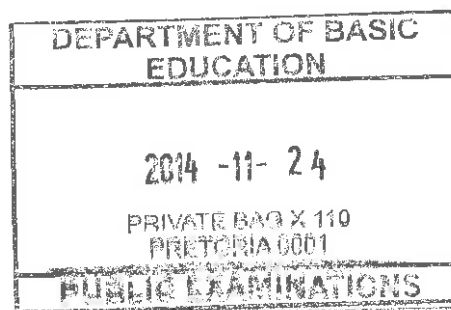
Nucleus ✓ (1)

4.3.2 Part representing acrosome

A ✓ (1)

MA SM
FK

- 4.3.3 **The function of part labelled E**
Movement/mobility/motility of the sperm cell ✓ (1)
- 4.3.4 **Distinction between a sperm cell and semen**
 - Sperm - Male gamete/reproductive cell ✓
 - Semen - Mixture of sperm cells and fluids produced by accessory glands ✓
(2)
- 4.3.5 **TWO methods of collecting semen**
 - Artificial vagina ✓
 - Electrical stimulator/electrojaculator ✓
(2)
- 4.4 **Artificial insemination in farm animals**
- 4.4.1 **Definition of AI**
 - A technique whereby semen is artificially collected from bulls ✓
 - and artificially placed into the reproductive tract of a female ✓
(2)
- 4.4.2 **THREE requirements for successful AI**
 - Correct detection of heat/oestrus ✓
 - Correct timing ✓
 - Use of viable semen ✓
 - Correct technique ✓
 - Experienced and knowledgeable inseminator ✓
 - Observation of hygiene ✓
(Any 3) (3)
- 4.5 **Stages of embryo transfer**
- 4.5.1 **Identification of technique**
Embryo transfer/ET ✓ (1)
- 4.5.2 **Correct order of embryo transfer**
 - E/Synchronisation of both donor and recipient cows ✓
 - C/Super ovulation of the donor cow ✓
 - B/Artificial insemination of the donor cow ✓
 - A/Flushing the embryo from the donor cow ✓
 - D/Placement of the embryo in the recipient cow ✓
(5)



4.5.3 **TWO benefits of ET**

- More progeny are produced from the best cows ✓
- Profits are made from sales of quality genetics ✓
- Fast cost effective method to improve genetic make-up of the herd ✓
- Extended reproductive life of older and incapable cows ✓
- Genetics in the herd conserved ✓
- Animals can be bred for improved diseases resistance/
milk/meat production

(Any 2) (2)
[35]

TOTAL SECTION B: 105
GRAND TOTAL: 150

