



basic education

Department:
Basic Education
REPUBLIC OF SOUTH AFRICA

**NATIONAL
SENIOR CERTIFICATE**

GRADE 12

MATHEMATICAL LITERACY P2

ADDENDUM

NOVEMBER 2016


This addendum consists of 5 pages with 4 annexures.

ANNEXURE A

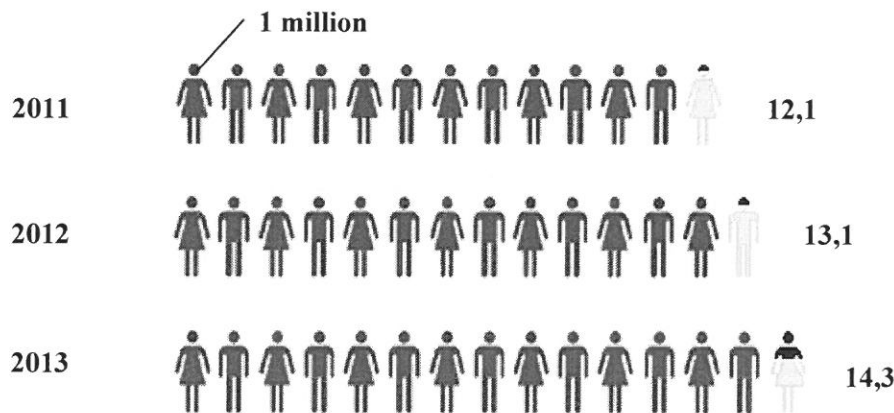
QUESTION 2.1

GRAPHICAL REPRESENTATION OF TOURIST SPENDING IN SOUTH AFRICA IN 2013


AMOUNT SPENT BY TOURISTS: 2013



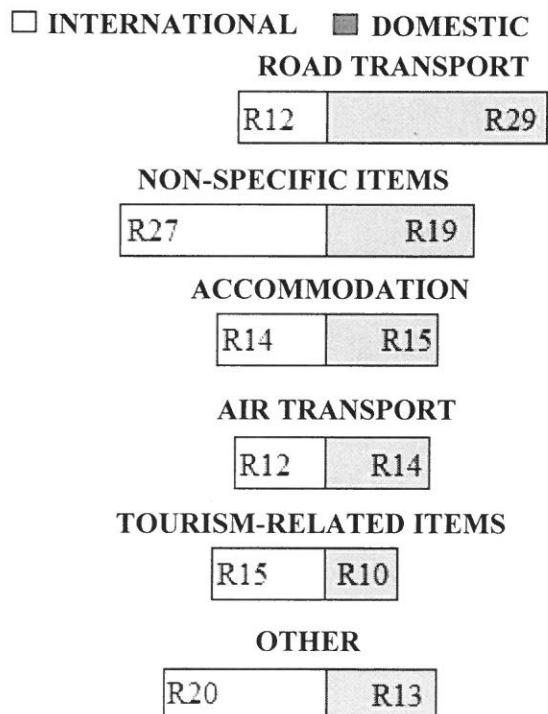
NUMBER OF INTERNATIONAL TOURISTS (2011–2013)



AVERAGE SPENDING PER INTERNATIONAL TOURIST (2011–2013)



TOURIST SPENDING PER R100 FOR DIFFERENT ITEMS



[Source: Tourism Satellite Account for SA, <http://www.statssa.gov.za>]

ANNEXURE B**QUESTION 2.2**

Johannesburg to East London = 992 km		
RAILWAY STATION	ARRIVAL	DEPARTURE
Johannesburg to ...		17:30 day 1
Germiston	17:53 day 1	17:58 day 1
Vereeniging	19:00 day 1	19:20 day 1
Sasolburg	19:43 day 1	19:48 day 1
Koppies	20:34 day 1	20:36 day 1
Kroonstad	21:42 day 1	21:50 day 1
Hennenman	22:26 day 1	22:28 day 1
Virginia	22:44 day 1	22:46 day 1
Theunissen	23:14 day 1	23:16 day 1
Bloemfontein	00:32 day 2	00:55 day 2
Springfontein	03:49 day 2	04:15 day 2
Bethulie	05:00 day 2	05:03 day 2
Burgersdorp	06:17 day 2	06:34 day 2
Molteno	07:25 day 2	07:28 day 2
Queenstown	08:58 day 2	09:12 day 2
Stutterheim	11:43 day 2	11:46 day 2
Berlin	12:39 day 2	12:42 day 2
East London	13:24 day 2	

ADULT SINGLE FARE				
MONTH	JANUARY	FEBRUARY	MARCH	APRIL
FARES	R560	R490	R490	R490

NOTE:

- Peak season: November to January
- Children aged 3 to 9 years:
 - 50% of adult fare during off-peak season
 - 80% of adult fare during peak season
- South African senior citizens (55+ years) qualify for 25% discount.

[Adapted from www.southafricanrailways.co.za]

ANNEXURE C

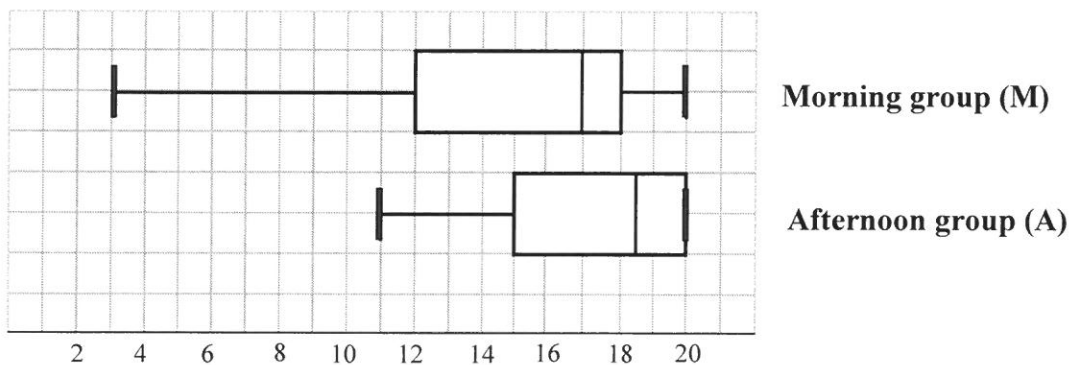
QUESTION 3.2

**RECORDS OF ATTENDANCE FOR THREE GROUPS
OVER A PERIOD OF 18 DAYS (D1–D18)**

Morning Group (M)																	
D1	D2	D3	D4	D5	D6	D7	D8	D9	D10	D11	D12	D13	D14	D15	D16	D17	D18
20	18	9	10	12	3	15	15	14	8	18	x	19	20	17	x	20	18
Afternoon Group (A)																	
D1	D2	D3	D4	D5	D6	D7	D8	D9	D10	D11	D12	D13	D14	D15	D16	D17	D18
14	12	20	20	16	15	19	20	18	20	19	15	20	11	18	12	20	19
Evening Group (E)																	
D1	D2	D3	D4	D5	D6	D7	D8	D9	D10	D11	D12	D13	D14	D15	D16	D17	D18
8	7	8	6	8	6	7	8	8	6	6	7	8	8	8	8	7	8

[Source: www.emorycommunityswimming.com]

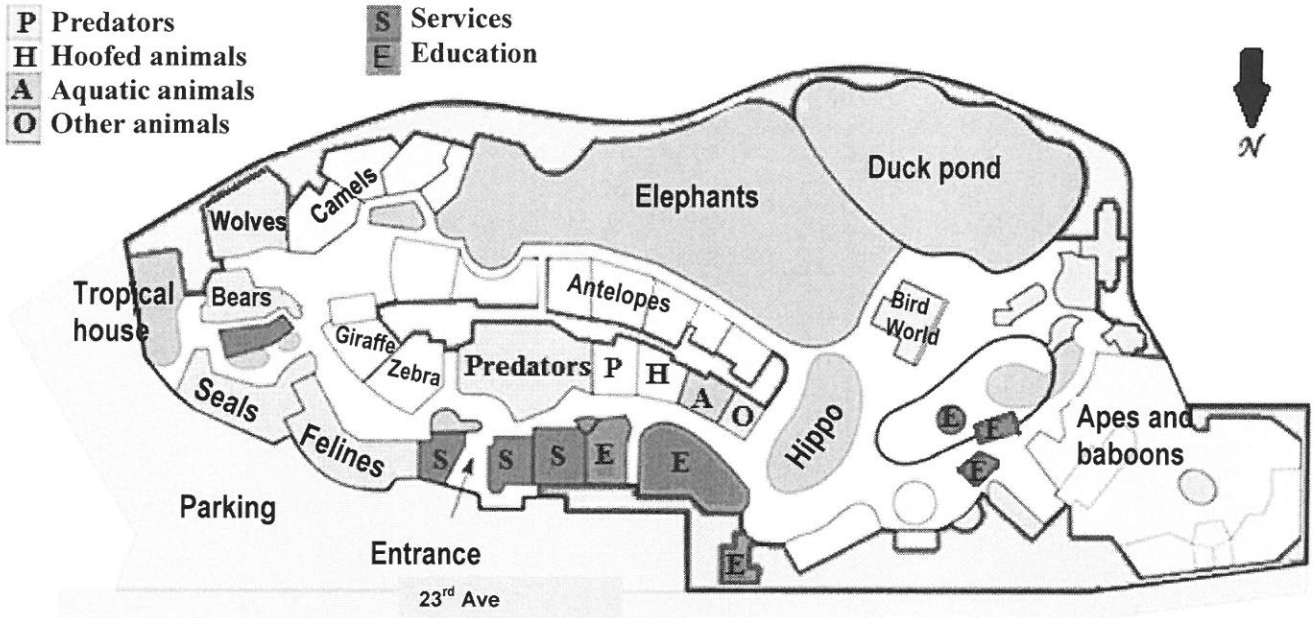
**BOX AND WHISKER PLOTS REPRESENTING ATTENDANCE FOR
MORNING AND AFTERNOON GROUPS OVER A PERIOD OF 18 DAYS**



ANNEXURE D

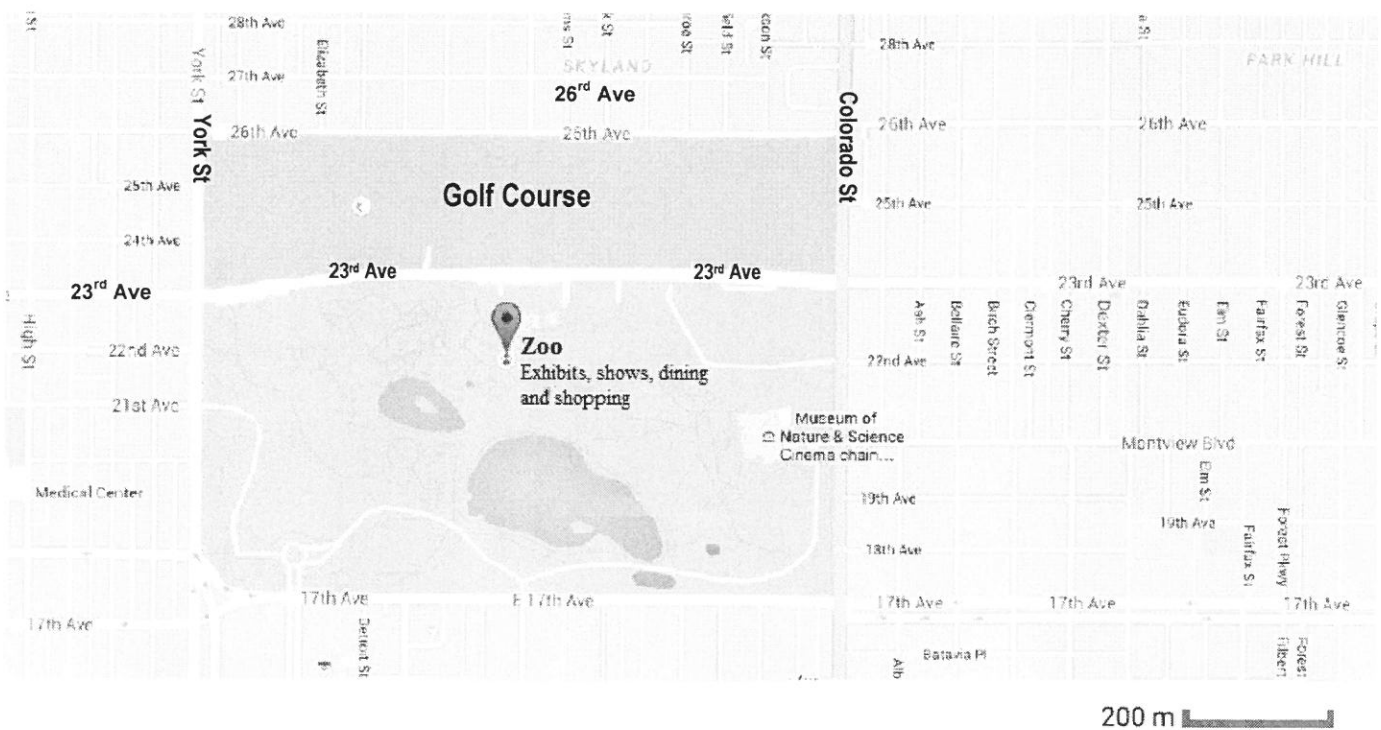
QUESTION 4.2

LAYOUT PLAN OF THE ZOO



[Source: Wikipedia/Denver Zoo]

MAP OF THE SURROUNDING AREA OF THE ZOO



[Adapted from Google Maps/Denver Zoo]