



Who are we?

Debbie Schäfer

Minister of Education in the Western Cape

The Minister of Education is responsible for General and Further Education in schools (GET and FET, Grades R to 12), including education for learners with special education needs and early childhood development.



Brian Schreuder

Head of Education

The Head of Education is a public servant, appointed to ensure that the Western Cape Education Department (WCED) Delivers quality education to all through enabling effective leadership and implementing policies and innovative strategies effectively and efficiently.



What do we do?

- Create opportunity for all through improved education outcomes
- Improvement in the level of language and mathematics in all schools
- Increase in the number and quality of passes in the National Senior Certificate
- Increase in the quality of education provision in poorer communities

Our services include:

- Overall planning for, and management of, the education system
- Education in ordinary public schools
- Support to independent schools
- Education in public special schools
- Early Childhood Development (ECD) in Grade R
- Training opportunities for teachers and non-teachers
- A targeted feeding programme and other poverty alleviation and safety measures
- Support to teachers through provision of basic conditions of service, incentives and an employee wellness programme

Our Vision

To provide quality education to every learner in every classroom in every school in the province.

Our organisation and staffing

Learners		Staffing	
Learners in Ordinary Public Schools Grades 1-12	999 914	Educators	32 037
Learners in Grade R in Ordinary Public Schools	65 231	Public service staff (approved establishment)	8 574
Learners in Grade R at Independent Sites	14 153	Service Delivery Centres	
Learners in Special Needs Schools	18 854	Ordinary Public Schools	1 449
Learners in Independent Schools	49 879	Schools for learners with special needs	72
Total	1 148 031	District offices	8

WCED Values



Caring



Competence



Innovation



Accountability



Integrity



Responsiveness

A round-up of 2016/17

- A number of appointments were made in key strategic positions such as the appointment of a new Superintendent General, Brian Schreuder, with effect from 1 December 2016.
- Three Western Cape teachers won awards in the National Teaching Awards of 2016.
- The Cape Teaching and Leadership Institute (CTLI) provided:
 - 14 two-week long training courses
 - two two-day conferences in Languages and Mathematics to 1 896 Grade R, Foundation and Intermediate Phase teachers
 - 23 ICT integration interventions, reaching 1 214 teachers and School Management Teams
- The pass rates of schools serving the poorest communities (Quintiles 1–3) have shown an increase, while the number of under-performing schools has decreased.
- The Safe Schools Programme has a three pronged approach:
 - (i) Crime control with the provision of core security mechanisms,
 - (ii) Programmes to support behavioural and attitudinal change, and
 - (iii) Whole school approaches and networking with relevant agencies that assist with the creation of safe school environments.
- 180 Mass participation, Opportunity and access and Development (MOD centres) operate at schools across the eight education districts.
 - 97 of these centres operate at primary schools.
- A total of 176 new principals were appointed during 2016.
- The end of 2016 heralded a re-energising of the WCED with emphasis being placed on our values and the Mantra, “**Enter to Learn and Leave to Serve**”.



How are we doing?


Systemic Testing

Test scores show improvements across all grades and in both subjects.

WCED Grades 3, 6 & 9 Systemic Test Results 2016 – Ordinary Public Schools												
	Grade 3				Grade 6				Grade 9			
	Mathematics		Language		Mathematics		Language		Mathematics		Language	
	2015	2016	2015	2016	2015	2016	2015	2016	2015	2016	2015	2016
Pass %	57,6	57,7	42,4	42,5	37,7	40,1	36,8	40,1	22,2	23,6	53	55,1

Pass rates Gr 1 to 11

The graph below summarises recent progress in pass rates. The increases in Grades 9–11 are noteworthy, especially in Grade 9.



National Senior Certificate

The WCED achieved:

- 86% in the National Senior Certificate examinations an increase of 1,3% from 2015.
- 40,9% of candidates achieved bachelor passes, the highest percentage in South Africa.
- A record breaking pass rate of 77,2% in Mathematics and
- 73,8% in Physical Science.
- The best performing district (Overberg) in the country with a pass rate of 92,61%, up from 89,65%.
- The top three learners in the country

WCED Comparative NSC results 2010–2016

Year	Wrote	Passed	% Pass	Access to B. Deg.	% Access to B. Deg.	Schools with pass rate <60%
2010	45 783	35 139	76,8	14 414	31,5	78
2011	39 988	33 146	82,9	15 215	38,1	30
2012	44 700	36 992	82,8	16 319	36,5	26
2013	47 636	40 558	85,1	19 477	40,9	23
2014	47 709	39 237	82,2	18 524	38,8	31
2015	53 721	45 496	84,7	22 379	41,7	27
2016	50 847	43 725	86,0	20 804	40,9	19

WCED Values



Redress

The funds provided for schools to cover educational running expenses are weighted so that schools in poorer communities are allocated more funds. Schools are divided into quintiles based on the poverty levels of the surrounding community. Schools in national quintiles 1-3 received pro-poor weightings. The “per learner” amounts paid to public schools in National Quintiles 1, 2 and 3 were equalised from 2013/14, ensuring that, NQ 2 and 3 schools receive the same funding as NQ 1 schools.


National target allocations			
	2014/15	2015/16	2016/17
Quintile 1	R 1 059	R 1 116	R 1 177
Quintile 2	R 1 059	R 1 116	R 1 177
Quintile 3	R 1 059	R 1 116	R 1 177
Quintile 4*	R 831	R 882	R 938
Quintile 5*	R 317	R 334	R 350


Fee status	Total number of schools
No fee	879
School fee charging	570
Grand total	1 449

* Average cost for all schools and new schools are accounted for differently

A round-up of 2016/17

The WCED achieved the following:

 Received a clean audit for the third year running,

 Successfully retained the highest percentage nationally of learners retained within the system between Grades 10 and 12.

Pro-poor initiatives include:

879 No fees schools	↑ 1 364 Additional learners benefitted	
R47,5 million Fee exemptions	77 557 learners	551 schools
58 217 learners used learner transport	National School Nutrition Programme (NSNP)	
	478 144 learners	1 010 schools

Infrastructure development during 2016/17

8 New schools	11 Replacement schools
52 Expansion classrooms at	19 Schools
69 Grade R classrooms	119 Mobile unit classrooms

Early Childhood Development (ECD)

63 153 Grade R learners: Public Schools	16 098 Grade R learners: ECD Independent Schools
6 633 ECD practitioners enrolled on either ECD Level 1, 4 or 5 learnership programmes offered at Western Cape TVET Colleges.	
986 Public ECD sites	514 ECD independent community sites

Under eLearning

1 149 436 WCED online unique visits	until end February 2016.
1 061 Smart Classrooms in	Teacher devices include computer, projector, interactive device and document camera.
80 Schools	Media resources
89 Lab refreshes in	Support learners enrolled for Computer-based National Senior Certificate subjects
84 Schools	Up-to-date computer equipment
ePortal key component of the eLearning Game Changer	On-going refinement Topics identified in every subject for every grade requiring digital content.
Athlone School for the Blind	Provide technology access to visually impaired learners, while other schools for the blind benefited from the pioneering initiatives.

Our budget

The WCED spent 98,8% of the approved adjusted budget for 2016/17.

- 73,3% of the budget was assigned to the compensation of employees (CoE).
- Savings were recorded in the CoE budget, mainly due to the lower than anticipated temporary appointments.
- Further savings were directed to the improvement of school infrastructure and assistance provided to schools facing financial challenges.



Programme Name	2016/17			2015/16		
	Final-Appropriation	Actual Expenditure	(Over)/Under Expenditure	Final Appropriation	Actual Expenditure	(Over)/Under Expenditure
	R'000	R'000	R'000	R'000	R'000	R'000
1. Administration	1,427,355	1,344,931	82,423	1,317,372	1,230,688	86,684
2. Ordinary public school education	14,363,630	14,272,090	91,540	13,094,980	12,959,597	135,383
3. Independent school subsidies	101,026	101,026	-	95,384	95,384	-
4. Special public school education	1,124,477	1,124,477	-	1,075,020	1,049,773	25,247
5. Early childhood development	537,939	537,939	-	488,464	482,163	6,301
6. Infrastructure development	1,628,559	1,573,028	55,531	1,549,959	1,549,959	-
7. Examination and education related services	347,697	347,686	11	278,190	269,778	8,412
8. Further education and training	-	-	-	-	-	-
9. Adult basic education and training	-	-	-	-	-	-
Total	19,530,682	19,301,177	229,505	17,899,369	17,637,342	262,027

How to contact us

Location	Postal Address	Telephone	Fax
WCED Head Office	Private Bag 9114, Cape Town, 8000	021 467 2000	021 467 2996
Metro Central Education District	Private Bag X4, Athlone, 7760	021 514 6700	021 514 6953
Metro East Education District	Private Bag X23, Kuils River, 7579	021 900 7000	086 556 9519
Metro North Education District	Private Bag X45, Parow, 7500	021 938 3000	021 938 3180
Metro South Education District	Private Bag X2, Mitchell's Plain, 7785	021 370 2000	021 372 1856
Cape Winelands Education District	Private Bag X3102, Worcester, 6849	023 347 6000	023 342 2898
Eden & Central Karoo Education District	Private Bag X6510, George, 6530	044 803 8300	044 873 3428
Overberg Education District	Private Bag X08, Caledon, 7230	028 214 7300	028 214 7400
West Coast Education District	Private Bag X3026, Paarl, 7620	021 860 1200	021 860 1231

WCED Call Centres:



Personnel and Finance queries > 086 192 3322

Safe Schools > 080 045 4647



Website > **WCED Online** <https://wcedonline.westerncape.gov.za>

Website > **ePortal** www.wcedportal.co.za

E-mail list > **WCEDnews** <http://list.pgwc.gov.za/mailman/listinfo/wcednews>



WCEDnews > <http://twitter.com/wcednews> (for news-in-education-related tweets)

WCEDlearn > <http://twitter.com/wcedlearn> (for education-related tweets)



WCED/News/Home > <http://wcednewshome.tumblr.com/>

WCEDnews > <http://wcednews.tumblr.com/>