


































FURNITURE CATALOGUE - 2024/25
WESTERN CAPE EDUCATION DEPARTMENT (WCED)

ITEM	DESCRIPTION	IMAGE SHOWING DESIGN	ITEM	DESCRIPTION	IMAGE SHOWING DESIGN
1	GRADE "R" STACKABLE STEEL FRAME CHAIR		2	GRADE "R" STEEL FRAME TABLE	
3	LOWER PRIMARY STACKABLE STEEL FRAME CHAIR (FOUNDATION PHASE)		4	LOWER PRIMARY STACKABLE STEEL FRAME DOUBLE TABLE (FOUNDATION PHASE)	
5	HIGHER PRIMARY STACKABLE STEEL FRAME CHAIR (SENIOR PRIMARY)		6	HIGHER PRIMARY STACKABLE STEEL FRAME DOUBLE TABLE (SENIOR PRIMARY)	
7	SECONDARY STACKABLE STEEL FRAME CHAIR		8	SECONDARY STACKABLE STEEL FRAME 550 mm SINGLE TABLE	
9	SECONDARY STACKABLE STEEL FRAME 750 mm SINGLE TABLE		10	GRADE R TABLE TOP COMPONENT: 1000x1000mm	
11	LOWER PRIMARY DOUBLE TABLE TOP COMPONENT: 1000x450mm		12	HIGHER PRIMARY DOUBLE TABLE TOP COMPONENT: 1000x450mm	
13	SECONDARY 750 mm SINGLE TABLE TOP COMPONENT: 750x450mm		14	SECONDARY DOUBLE TABLE TOP COMPONENT: 1200x450mm	
15	LABORATORY STOOL (SECONDARY)		16	LABORATORY STOOL (PRIMARY)	

17	LABORATORY TABLE		18	PRINCIPAL HIGH BACK SWIVEL AND TILT CHAIR	
19	PRINCIPAL OFFICE CHAIR WITH ARMREST		20	PRINCIPAL DESK WITH THREE (3) LOCKABLE DRAWERS	
21	PRINCIPAL CUPBOARD: GLAZED DOOR BOOKCASE		22	VISITOR CHAIR - SLEIGH BASE SIDE CHAIR	
23	TYPIST CHAIR		24	LIBRARY READING TABLE	
25	STEEL CUPBOARD		26	STEEL FILING CABINET	
27	CLASSROOM BOOKSHELF FOR LEARNERS		28	UPHOLSTERED TEACHER'S CHAIR WITHOUT ARMS	
29	TEACHERS DESKS WITH 2 DRAWERS		30	STAFFROOM TABLE	
31	HALL CHAIR		32	TRAPEZIUM/ TRAINING TABLE	
33	DOUBLE COMBINATION DESK (LOWER PRIMARY)		34	DOUBLE COMBINATION DESK (HIGHER PRIMARY)	

35	DOUBLE COMBINATION DESK (SECONDARY)		36	SINGLE COMBINATION DESK (SECONDARY)	
37	LOWER PRIMARY DOUBLE TABLE TOP COMPONENT: 1000x450mm		38	LOWER PRIMARY DOUBLE COMBINATION DESK FRONT PANEL COMPONENT: 1000x250mm	
39	LOWER PRIMARY DOUBLE COMBINATION DESK SEAT COMPONENT: 1000x225mm		40	LOWER PRIMARY DOUBLE COMBINATION DESK BACK SLAT COMPONENT: 1000x200mm	
41	HIGHER PRIMARY DOUBLE TABLE TOP COMPONENT: 1000x450mm		42	HIGHER PRIMARY DOUBLE COMBINATION DESK FRONT PANEL COMPONENT: 1000x250mm	
43	HIGHER PRIMARY DOUBLE COMBINATION DESK SEAT COMPONENT 1000x225mm		44	HIGHER PRIMARY DOUBLE COMBINATION DESK BACK SLAT COMPONENT: 1000x200mm	
45	SECONDARY DOUBLE COMBINATION DESK TOP COMPONENT: 1200x400mm		46	SECONDARY DOUBLE COMBINATION DESK FRONT PANEL COMPONENT: 1200x250mm	
47	SECONDARY DOUBLE COMBINATION DESK SEAT COMPONENT: 1200x225mm		48	SECONDARY DOUBLE COMBINATION DESK BACK SLAT COMPONENT: 1200x200mm	
49	SECONDARY SINGLE COMBINATION DESK TOP COMPONENT: 600x400mm		50	SECONDARY SINGLE COMBINATION DESK FRONT PANEL COMPONENT: 600x250mm	
51	SECONDARY SINGLE COMBINATION DESK SEAT COMPONENT: 600x225mm		52	SECONDARY SINGLE COMBINATION DESK BACK SLAT COMPONENT: 600x200mm	