

# STEPS TO ACCESS GRADE 12 QUESTION AND ANSWER REVISION PROGRAMME ON THE MOODLE LMS


## GRADE 12 QUESTION AND ANSWER SERIES

### STEP 1: ACCESS THE WEBSITE



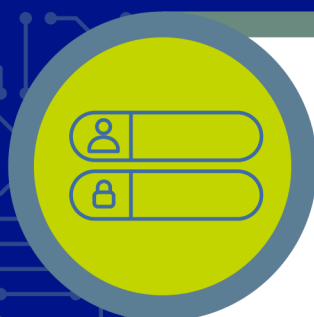
[wcedelearn.westerncape.gov.za](http://wcedelearn.westerncape.gov.za)

### STEP 2: LOG IN TO THE LMS



On landing page, click on "log in"  
at the top right of the screen

### STEP 3: USERNAME AND PASSWORD




#### Learners:

Enter the username and password  
provided to you by your teacher/school

#### Teachers:

Log in with Persal as Username and  
Password

### STEP 4: SUBJECT SELECTION



Select any one of the subjects  
available to you

### STEP 5: ATTEMPT QUIZZES



Click on quiz/vasvra to attempt the  
relevant quiz

### STEP 6: REVIEW QUIZ ATTEMPT



The automatic review gives you an  
overview of correct answers

### STEP 6: NEW SUBJECT/QUIZ RE-ATTEMPT



Select to re-do a quiz or click on the  
'breadcrumbs' to go back to a new  
subject