

































ITEM	DESCRIPTION	IMAGE SHOWING DESIGN	ITEM	DESCRIPTION	IMAGE SHOWING DESIGN
1	GRADE "R" STACKABLE STEEL FRAME CHAIR		2	GRADE "R" STEEL FRAME TABLE	
3	LOWER PRIMARY STACKABLE STEEL FRAME CHAIR (FOUNDATION PHASE)		4	LOWER PRIMARY STACKABLE STEEL FRAME DOUBLE TABLE (FOUNDATION PHASE)	
5	HIGHER PRIMARY STACKABLE STEEL FRAME CHAIR (SENIOR PRIMARY)		6	HIGHER PRIMARY STACKABLE STEEL FRAME DOUBLE TABLE (SENIOR PRIMARY)	
7	SECONDARY STACKABLE STEEL FRAME CHAIR		8	SECONDARY STACKABLE STEEL FRAME 550 mm SINGLE TABLE	
9	SECONDARY STACKABLE STEEL FRAME 750 mm SINGLE TABLE		10	GRADE R TABLE TOP COMPONENT: 1000x1000mm	
11	LOWER PRIMARY DOUBLE TABLE TOP COMPONENT: 1000x450mm		12	HIGHER PRIMARY DOUBLE TABLE TOP COMPONENT: 1000x450mm	
13	SECONDARY DOUBLE TABLE TOP COMPONENT: 1200x450mm		14	SECONDARY 550 mm SINGLE TABLE TOP COMPONENT: 550x450mm	
15	SECONDARY 750 mm SINGLE TABLE TOP COMPONENT: 750x450mm		16	LABORATORY STOOLS (SECONDARY)	

17	LABORATORY STOOLS (PRIMARY)		18	LABORATORY TABLES	
19	PRINCIPAL HIGH BACK SWIVEL AND TILT CHAIRS		20	PRINCIPAL DESKS WITH THREE (3) LOCKABLE DRAWERS	
21	PRINCIPAL CUPBOARD: GLAZED DOOR BOOKCASE		22	VISITOR CHAIRS - SLEIGH BASE SIDE CHAIR	
23	TYPIST CHAIRS		24	LIBRARY READING TABLES	
25	STEEL CUPBOARDS		26	STEEL FILING CABINETS	
27	CLASSROOM BOOKSHELVES FOR LEARNERS		28	UPHOLSTERED TEACHER'S CHAIR WITHOUT ARMS	
29	TEACHERS DESKS WITH 2 DRAWERS		30	STAFFROOM TABLE	
31	HALL CHAIRS		32	DOUBLE COMBINATION DESK (LOWER PRIMARY)	
33	DOUBLE COMBINATION DESK (HIGHER PRIMARY)		34	DOUBLE COMBINATION DESK (SECONDARY)	

35	SINGLE COMBINATION DESK (SECONDARY)		36	LOWER PRIMARY DOUBLE COMBINATION DESK TOP COMPONENT: 1000x400mm	
37	LOWER PRIMARY DOUBLE COMBINATION DESK FRONT PANEL COMPONENT: 1000x250mm		38	LOWER PRIMARY DOUBLE COMBINATION DESK SEAT COMPONENT: 1000x225mm	
39	LOWER PRIMARY DOUBLE COMBINATION DESK BACK SLAT COMPONENT: 1000x200mm		40	HIGHER PRIMARY DOUBLE COMBINATION DESK TOP COMPONENT: 1000x400mm	
41	HIGHER PRIMARY DOUBLE COMBINATION DESK FRONT PANEL COMPONENT: 1000x250mm		42	HIGHER PRIMARY DOUBLE COMBINATION DESK SEAT COMPONENT 1000x225mm	
43	HIGHER PRIMARY DOUBLE COMBINATION DESK BACK SLAT COMPONENT: 1000x200mm		44	SECONDARY DOUBLE COMBINATION DESK TOP COMPONENT: 1200x400mm	
45	SECONDARY DOUBLE COMBINATION DESK FRONT PANEL COMPONENT: 1200x250mm		46	SECONDARY DOUBLE COMBINATION DESK SEAT COMPONENT: 1200x225mm	
47	SECONDARY DOUBLE COMBINATION DESK BACK SLAT COMPONENT: 1200x200mm		48	SECONDARY SINGLE COMBINATION DESK TOP COMPONENT: 600x400mm	
49	SECONDARY SINGLE COMBINATION DESK FRONT PANEL COMPONENT: 600x250mm		50	SECONDARY SINGLE COMBINATION DESK SEAT COMPONENT: 600x225mm	
51	SECONDARY SINGLE COMBINATION DESK BACK SLAT COMPONENT: 600x200mm				